



NorthPortFL.gov



Fiscal Year 2026 Maximum Millage Rate


Maximum Millage



Recommended Rate of 3.7667

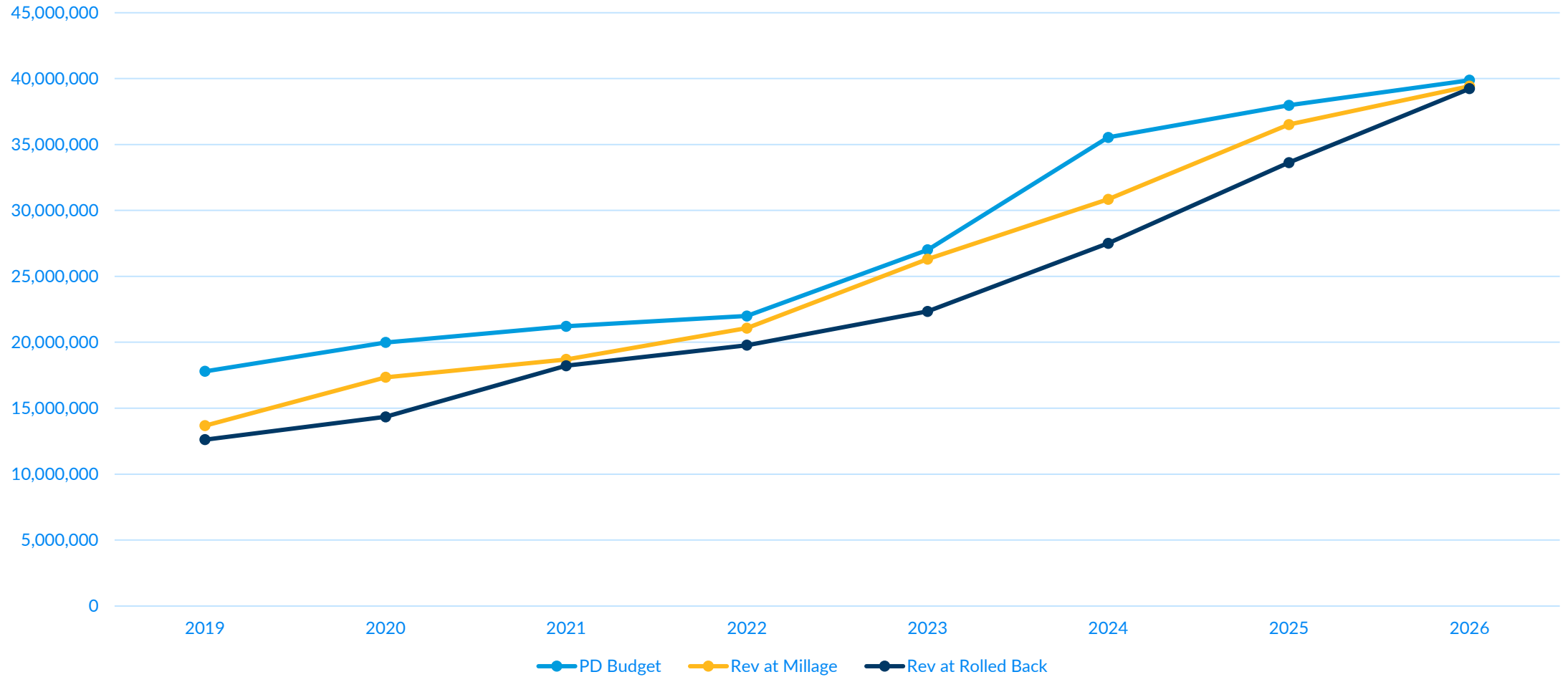


Same rate since FY 2021



Will generate \$39,421,820 in ad valorem revenue

Rolled Back Rate Analysis



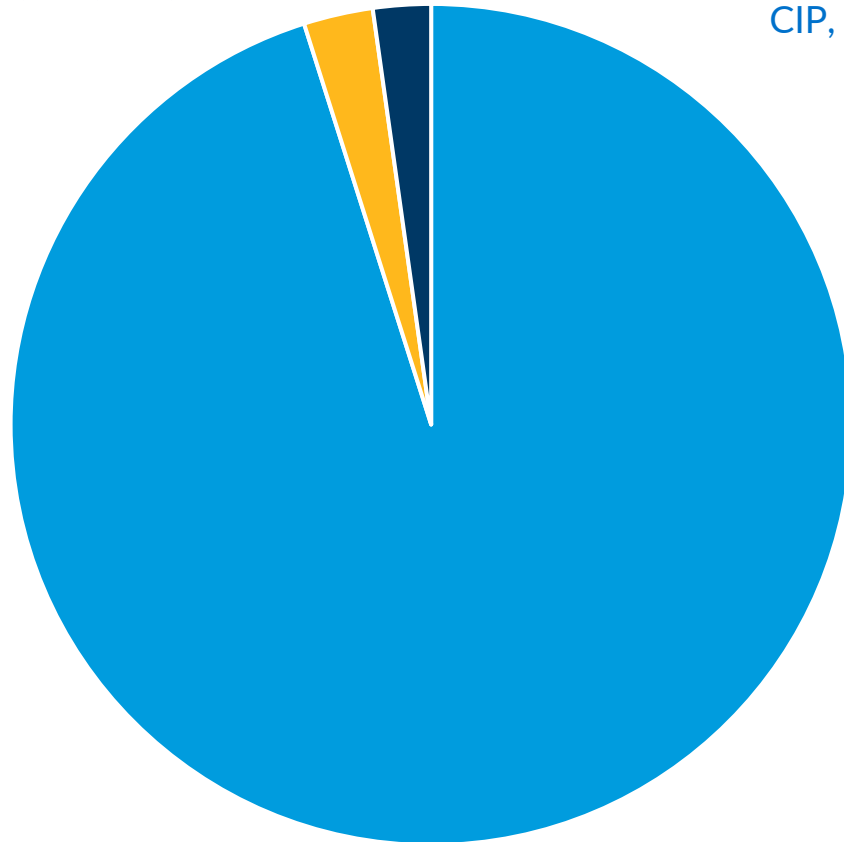
General Fund By Department

Department	FY 2026 Proposed Budget	% of total General Fund
Police	\$39,877,430	40.90%
Fire	\$15,278,140	15.67%
Facilities Maintenance	\$8,535,320	8.75%
Parks and Recreation	\$8,069,750	8.28%
Information Technology	\$5,735 710	5.88%
Development Services	\$4,242,450	4.35%
City Manager	\$3,944,190	4.04%
Finance	\$3,284,230	3.37%
Non Departmental	\$2,112,510	2.17%
City Attorney	\$2,063,680	2.12%
Human Resources	\$1,934,070	1.98%
City Clerk	\$951,360	0.98%
Social Services	\$745,710	0.76%
City Commission	\$735,680	0.75%

General Fund Overview - \$97,510,230

Budget Proposals, 2,598,240,
2.66%

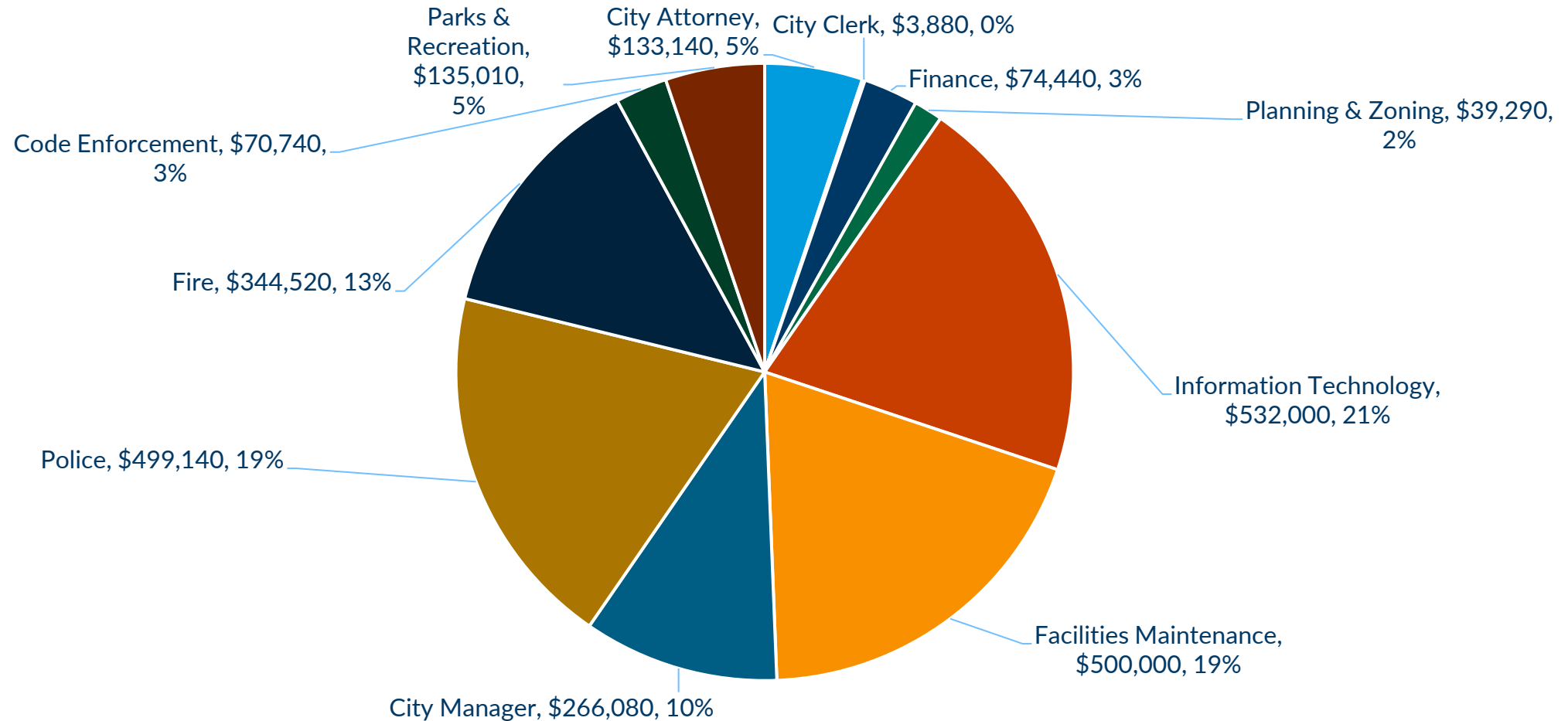
CIP, 2,167,630, 2.22%



Existing Service Level,
92,744,360, 95.11%



General Fund Budget Proposals by Department - \$2,598,240





History of Millage Rate

