

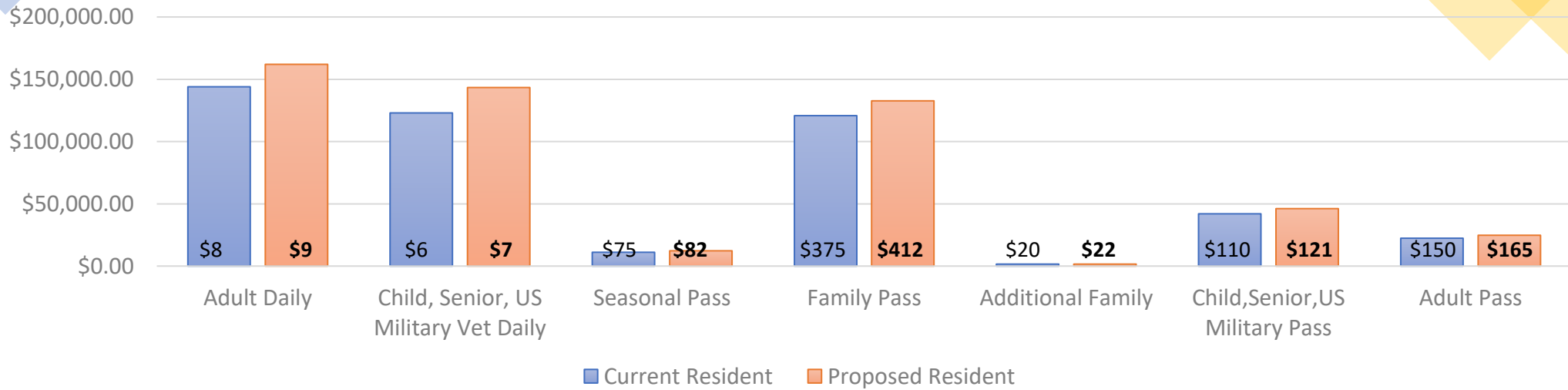


FY24 PROPOSED FEES

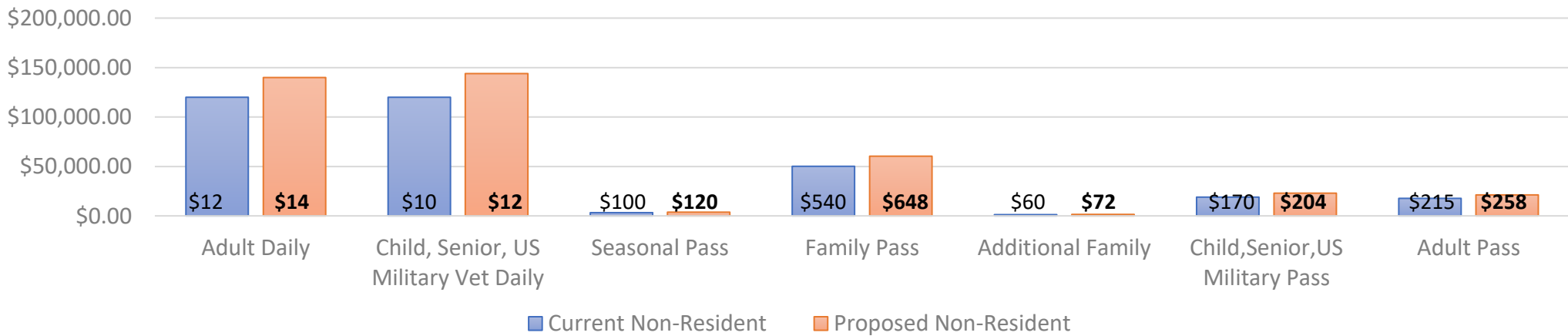


OPTION 1 – Daily Admission/Pass Fee Increase

Resident



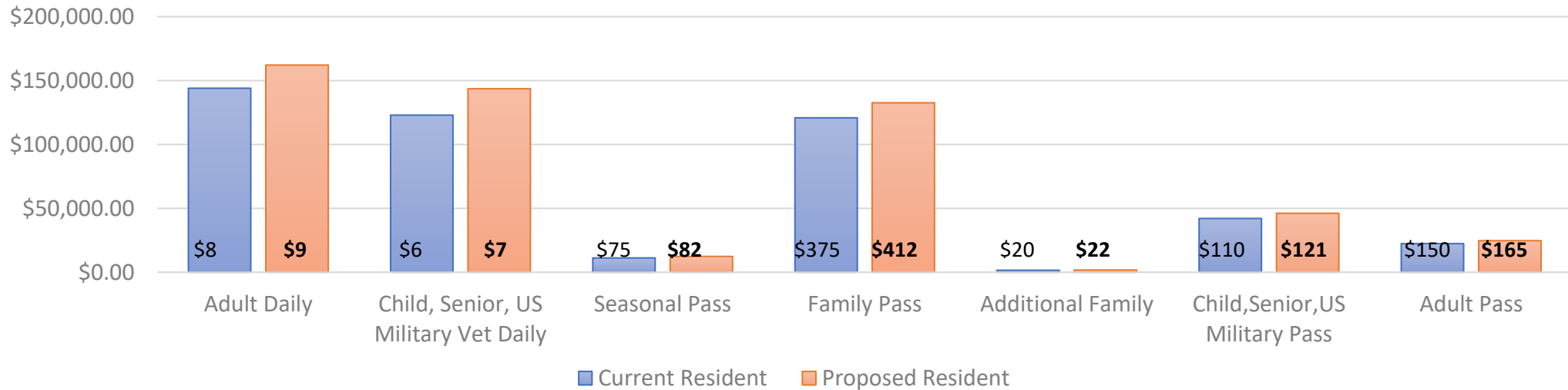
Non-Resident



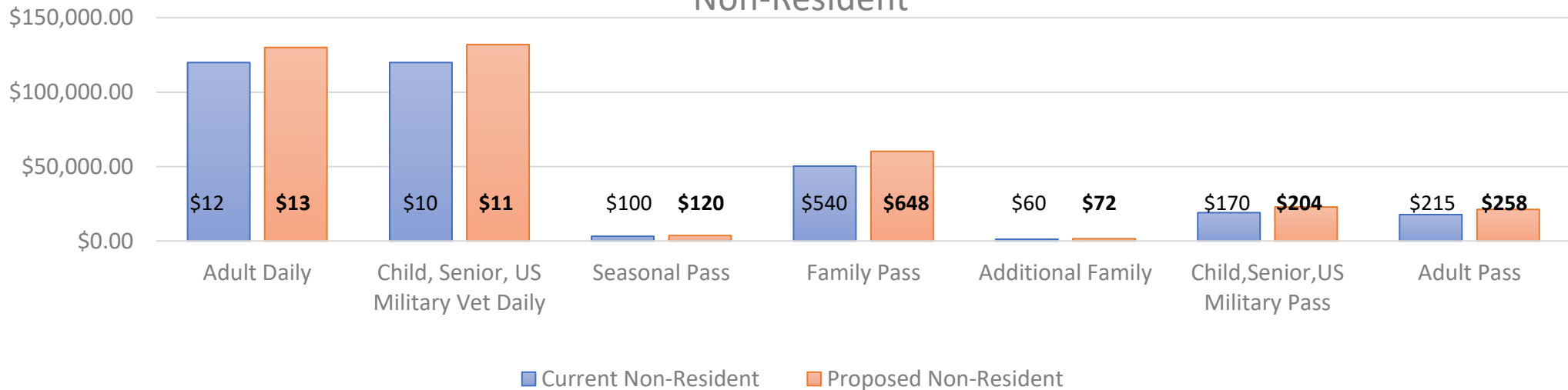
Option 1 will yield additional \$120,314 in Admission/Pass revenue, with an annual projected total of \$916,624
 Resident Revenue Increase \$58,076; Non-Resident Revenue Increase \$62,238

OPTION 2 – Daily Admission/Pass Fee Increase

Resident



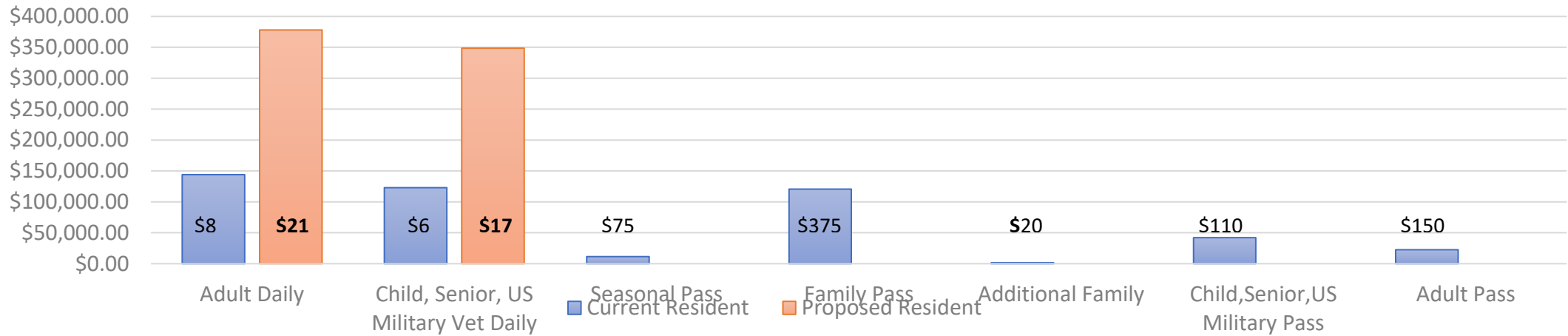
Non-Resident



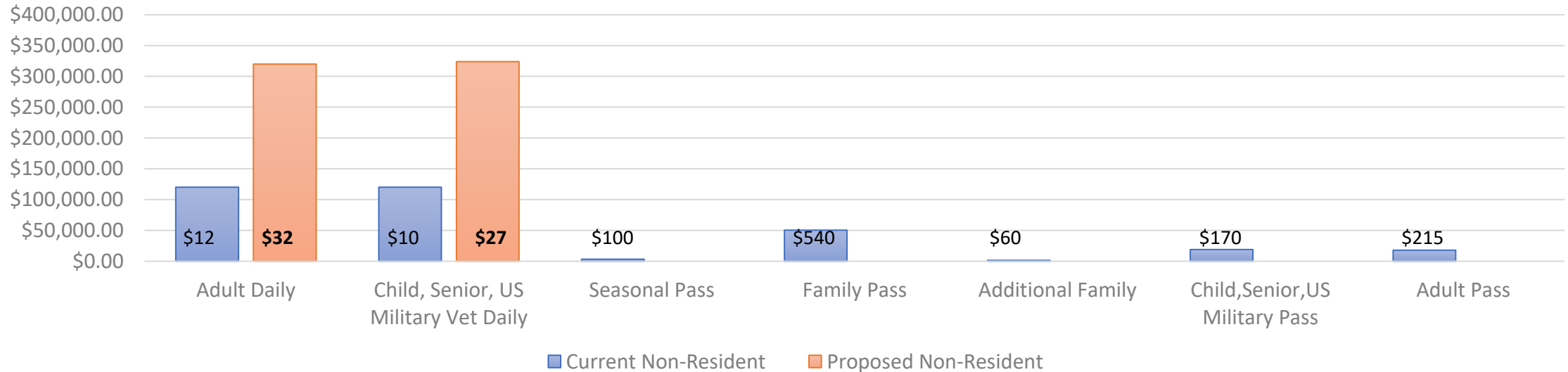
Option 2 will yield an additional \$98,314 revenue, with an annual Admission/Pass revenue of \$894,624
 Resident Revenue Increase \$58,076; Non-Resident Revenue Increase \$40,238

Option 3 – Increase to Daily Admission Fee Only

Resident



Non-Resident



Option 3 will yield an additional \$881,738 in Daily Admission revenue (no impact to pass fees). All revenue sources combined are estimated at \$2,019,919 to cover total operating expenses.

Historical Admission & Pass Sales Revenue

| | |
|----------------------|-------------------------------------|
| FY20 (Actual) | \$272,659.36 |
| FY21 (Actual) | \$615,211.48 |
| FY22 (Actual) | \$737,272.57 |
| FY23 (Through 4/30*) | *\$147,288.95 / projected \$732,210 |

*Facility closed 10/1/22 due to impacts from Hurricane Ian. Competition Pool opened on 10/18/23. Waterpark amenities remained closed through Winter season.

Benchmarking for Area Attractions

| Name | Sun & Fun Lagoon | Sun Splash | Charlotte County | Lee County | Selby Aquatic Center | Arlington Pool |
|-------------------------|---|---|---|---|---|---|
| Location | Naples* | Cape Coral* | Englewood, West Port, Port Charlotte Beach, and Punta Gorda | North, Central and South Fort Myers, Lehigh Acres | Potter Park Sarasota* | City of Sarasota* |
| Type of Facility | Water Park | Water Park | Four Municipal pools (1/50m) and three splashgrounds | Five Municipal pools, one slashground | 50 m Olympic pool, one splashground | 50m X 25 yrd pool |
| Fees | Collier Residents: \$11 Ages 0-3: Free Height 48" & Under: \$6 Height 48" & Over: \$13 Ages 60 & Over: \$9 Military: \$8 | Cape Coral Residents: \$5 Discount Ages 2 & Under: Free Height 48" & Under: \$17.99 Height 48" & Over: \$27.99 Save \$5 if purchased online | Ages 2 to 17: \$2 Ages 18 & Over: \$3 | Ages 17 & Under: \$2 Ages 18 to 54: \$3 Ages 55 & Over: \$2 | Ages 18 & Over \$7 Daily or \$70 Monthly | Ages 17 & Under: \$2 Ages 18 to 54: \$4 Ages 55 & Over: \$2 |

*Municipalities do not charge non-resident fees