

Ford Interceptor Utility

2012 - 2017

PART NUMBER	DESCRIPTION	RETAIL PRICE
-------------	-------------	--------------

Partitions

Flat Panel Partitions-All VS Series Partitions Include a Full Lower Extension Panel

*** TALL MAN PARTITION MODELS AVAILABLE, PLEASE ADD SUFFIX "TM" TO PART ID***

Fold Down Windows

PK0318ITU12	#5VS Fold-Down Window Coated Polycarbonate	\$729.00
PK0319ITU12	#5/8VS Fold-Down Window - 1/2 Coated Polycarbonate and 1/2 Expanded Metal	\$739.00

Stationary Windows

PK0116ITU12	#6VS Window Coated Polycarbonate	\$609.00
PK0115ITU12	#6VS Window Uncoated Polycarbonate	\$579.00
PK0326ITU12	#6/7VS 3-Piece Window - Expanded Metal Center Section - Coated Poly Outer	\$669.00
PK0117ITU12	#7VS Vinyl Coated Expanded Metal	\$619.00
PK0119ITU12	#8VS 1/2 Coated Polycarbonate 1/2 Vinyl Coated Expanded Metal	\$639.00
PK0118ITU12	#8VS 1/2 Uncoated Polycarbonate 1/2 Vinyl Coated Expanded Metal	\$619.00

Vertical Sliding Windows

PK0351ITU12	#9VS Uncoated Polycarbonate (Coated Not Available)	\$739.00
PK0352ITU12	#9K VS Vinyl Coated Expanded Metal	\$769.00

Horizontal Sliding Window

PK0121ITU12	#10VS Coated Polycarbonate	\$699.00
PK0120ITU12	#10VS Uncoated Polycarbonate	\$659.00
PK0350ITU12	#10VS C Coated Polycarbonate With Expanded Metal Window Security Screen	\$729.00
PK0601ITU12	#10VS C Uncoated Polycarbonate With Expanded Metal Window Security Screen	\$689.00
PK0226ITU12	#10VS C2 Coated Polycarbonate With Slotted Polycarbonate Window Security Screen	\$739.00
PK0225ITU12	#10VS C2 Uncoated Polycarbonate With Slotted Polycarbonate Window Security Screen	\$699.00
PK0443ITU12	#10VS Coated Polycarbonate Sliding Door for use with K9 Containment System	\$939.00
PK0445ITU12	#10VS Uncoated Polycarbonate Sliding Door for use with K9 Containment System	\$899.00

Recessed Panel Partitions-All VS Recessed Panels Include 2 PC Lower Extension Panels

*** TALL MAN PARTITION MODELS AVAILABLE, PLEASE ADD SUFFIX "TM" TO PART ID***

Stationary Windows

PK0374ITU12	#6VS Recessed Panel Coated Polycarbonate	\$739.00
PK0373ITU12	#6VS Recessed Panel Uncoated Polycarbonate	\$709.00
PK0517ITU12	#6/7VS Recessed Panel 3-Piece Window - Expanded Metal Center - Coated Poly Outer	\$799.00
PK0420ITU12	#7VS Recessed Panel Vinyl Coated Expanded Metal	\$739.00
PK0369ITU12	#8VS Recessed Panel 1/2 Coated Polycarbonate 1/2 Vinyl Coated Expanded Metal	\$759.00
PK0398ITU12	#8VS Recessed Panel 1/2 Uncoated Polycarbonate 1/2 Vinyl Coated Expanded Metal	\$739.00



Ford Interceptor Utility (Continued)

2012 - 2017

PART NUMBER	DESCRIPTION	RETAIL PRICE
<i>Horizontal Sliding Windows</i> *** TALL MAN PARTITION MODELS AVAILABLE, PLEASE ADD SUFFIX "TM" TO PART ID***		
PK0355ITU12	#10VS Recessed Panel Coated Polycarbonate	\$819.00
PK0439ITU12	#10VS Recessed Panel Uncoated Polycarbonate	\$779.00
PK0419ITU12	#10VS C Recessed Panel Coated Polycarbonate With Expanded Metal Window Security Screen	\$849.00
PK0602ITU12	#10VS C Recessed Panel Uncoated Polycarbonate With Expanded Metal Window Security Screen	\$809.00
PK0228ITU12	#10VS C2 Recessed Panel Coated Polycarbonate With Slotted Poly Window Security Screen	\$859.00
PK0227ITU12	#10VS C2 Recessed Panel Uncoated Polycarbonate With Slotted Poly Window Security Screen	\$819.00

XL (Xtra Legroom) Partitions-All XL Partitions Include Recessed Panel & Lower Extension Panels

<i>Stationary Windows</i> *** TALL MAN PARTITION MODELS AVAILABLE, PLEASE ADD SUFFIX "TM" TO PART ID***		
PK1138ITU12	#6XL Coated Polycarbonate	\$739.00
PK1137ITU12	#6XL Uncoated Polycarbonate	\$709.00
PK1144ITU12	#6/7XL 3-Piece Window - Expanded Metal Center Section - Coated Poly Outer	\$799.00
PK1140ITU12	#7XL Vinyl Coated Expanded Metal Partition	\$739.00
PK1134ITU12	#8XL 1/2 Coated Polycarbonate 1/2 Vinyl Coated Expanded Metal	\$759.00
PK1133ITU12	#8XL 1/2 Uncoated Polycarbonate 1/2 Vinyl Coated Expanded Metal	\$739.00

<i>Horizontal Sliding Window</i> *** TALL MAN PARTITION MODELS AVAILABLE, PLEASE ADD SUFFIX "TM" TO PART ID***		
PK1130ITU12	#10XL Coated Polycarbonate	\$819.00
PK1129ITU12	#10XL Uncoated Polycarbonate	\$779.00
PK1126ITU12	#10XL C Coated Polycarbonate With Expanded Metal Window Security Screen	\$849.00
PK1125ITU12	#10XL C Uncoated Polycarbonate With Expanded Metal Window Security Screen	\$809.00
PK1186ITU12	#10XL C2 Coated Polycarbonate With Slotted Polycarbonate Window Security Screen	\$859.00
PK1185ITU12	#10XL C2 Uncoated Polycarbonate With Slotted Polycarbonate Window Security Screen	\$819.00

Single Prisoner Transport Partitions- Lower Extension Panels Included, #12VS Cargo Partition Required (Not included)

1K0574ITU12	#6VS Single Prisoner Transport Coated Polycarbonate - Stock Seat(Others Available call for Info)	\$1,009.00
1K0576ITU12	#7VS Single Prisoner Transport Vinyl Coated Expanded Metal - Stock Seat(Others Available call for Info)	\$989.00

Single Prisoner Transport Partitions- Lower Extension Panels Included, #12VS *RADIO Cargo Partition Required (Not included)

1K0615ITU12	#6VS Single Prisoner Transport Coated Polycarbonate-70/30 SPLIT WALL ONLY FOR USE WITH SETINA SPT SEAT	\$1,009.00
1K0616ITU12	#7VS Single Prisoner Transport Vinyl Coated Expanded Metal-70/30 SPLIT WALL ONLY FOR USE WITH SETINA SPT SEAT	\$979.00

Single Prisoner Transport Partitions- Expanded Metal #12 VS Cargo Partition Included, LEP Included

1K0671ITU12	#6S Single Prisoner Transport - Coated Poly Window - 70/30 SPLIT WALL ONLY FOR USE WITH SETINA SPT SEAT	\$1,418.00
1K0672ITU12	#7S Single Prisoner Transport - Expanded Metal Window - 70/30 SPLIT WALL ONLY FOR USE WITH SETINA SPT SEAT	\$1,398.00

Ford Interceptor Utility (Continued)

2012 - 2017

PART NUMBER	DESCRIPTION	RETAIL PRICE
Single Prisoner Transport Partitions- Lower Extension Panels Included, #12VS Cargo Partition Required (Not included)		
1K0574ITU12FSR	#6VS Single Prisoner Transport Coated Polycarbonate - For use with Setina Full REPLACEMENT Transport Seat	\$1,009.00
1K0574ITU12SS	#6VS Single Prisoner Transport Coated Polycarbonate - For use with Setina Full COVER Transport Seat	\$1,009.00
1K0576ITU12FSR	#7VS Single Prisoner Transport Vinyl Coated Expanded Metal - For use with Setina Full REPLACEMENT Transport Seat	\$1,009.00
1K0576ITU12SS	#7VS Single Prisoner Transport Vinyl Coated Expanded Metal - For use with Setina Full COVER Transport Seat	\$1,009.00
#12 VS Cargo Area Partitions		
PK0123ITU122ND	#12VS 2ND Vinyl Coated Expanded Metal Partition	\$409.00
PK0316ITU122ND	#12VS 2ND Coated Polycarbonate Partition	\$449.00
PK0123ITU122NDR	#12VS 2ND Vinyl Coated Expanded Metal Partition, RADIO panel, compatible with 70/30 Single Prisoner Partition only	\$409.00
PK0316ITU122NDR	#12VS 2ND Coated Polycarbonate Partition, RADIO panel, compatible with 70/30 Single Prisoner Partition only	\$449.00
Partition Transfer Kits-All Mounting Hardware and Fasteners Included		
PT0185ITU12	VS Partition Transfer Kit with Lower Extension Panel	\$239.00
PT2185ITU12	VS Recessed Panel Transfer Kit with 2 PC Lower Extension Panel and Recessed Panel Insert	\$279.00
PT1175ITU12	XL Partition Transfer Kit with Lower Extension Panel and XL Recessed Insert	\$309.00

2016 - 2017

Push Bumpers

PB100 Push Bumpers

BK0341ITU16	PB100 12" Aluminum Bumper	\$259.00
BK0457ITU16	PB100 12" Aluminum Bumper with Mar-Resistant Horizontal Pad	\$299.00
BK0113ITU16	PB100 12" Steel Bumper	\$259.00
BK0458ITU16	PB100 12" Steel Bumper with Mar-Resistant Horizontal Pad	\$299.00
BK0342ITU16	PB100 16" Aluminum Bumper	\$269.00
BK0459ITU16	PB100 16" Aluminum Bumper with Mar-Resistant Horizontal Pad	\$309.00
BK0124ITU16	PB100 16" Steel Bumper	\$269.00
BK0460ITU16	PB100 16" Steel Bumper with Mar-Resistant Horizontal Pad	\$309.00

PB300 Push Bumper (Aluminum Only)

BK0393ITU16	PB300 VS Aluminum Bumper Full	\$419.00
-------------	-------------------------------	----------

PB400 Push Bumpers

BK0534ITU16	PB400 VS Aluminum Bumper Full	\$369.00
BK0608ITU16	PB400 VS Aluminum Bumper Full with Mar-Resistant Horizontal Pad	\$369.00
BK0535ITU16	PB400 VS Steel Bumper Full	\$369.00
BK0609ITU16	PB400 VS Steel Bumper Full with Mar-Resistant Horizontal Pad	\$369.00



PB450L Lighted Push Bumpers 2 Forward Facing Lights - Only Full size available See "Lights" page for additional lighting charges

PB450L2 WITH MAR RESISTANT HORIZONTAL CROSSBAR PAD ADD \$40 TO PRICE, CALL FOR PART ID

PB450L Lighted Push Bumpers 4 Total Lights - Only Full size available See "Lights" page for additional lighting charges

PB450L4 WITH MAR RESISTANT HORIZONTAL CROSSBAR PAD ADD \$40 TO PRICE, CALL FOR PART ID

Transfer Kit

Window Barriers	2012 - 2017
-----------------	-------------

2012 - 2017


Ford Interceptor Utility (Continued)
2012 - 2017

PART NUMBER	DESCRIPTION	RETAIL PRICE
Door Panels		
DK0100ITU12	Door Panel VS TPO Plastic Black Installs Over OEM Door Panels	\$245.00
DK0598ITU12	Door Panel VS Aluminum Replaces OEM Door Panels	\$169.00

K-9 Containment Solutions - Requires Front & Rear Partition - May Require Special Rear Partition (call for more info) *See K9 Electronics page*

Containment Units Include Door Panels, Window Barriers and Complete Interior Coverage

CK0550ITU12	K9 Containment Unit, For use with Flat Panel Front Partition, Occupies Full Back Seat	\$1,709.00
CK0550ITU12RP	K9 Containment Unit, For use with Recessed Panel Front Partition, Occupies Full Back Seat	\$1,709.00
CK0612ITU12	K-9 Containment Unit, For use with Sliding Door Front Partition, Occupies Full Back Seat	\$1,479.00
CK0613ITU12	K-9 Containment Unit, For use with Sliding Door Front Partition, Occupies Full Back Seat, with #12VS Metal Cargo Partition	\$1,759.00
CK0658ITU12	K9 2/3 Containment, driver side exit 1/3 Prisoner Containment Unit, For use with Recessed Panel Front Partition only	\$1,709.00

Ultimate K-9 ,Front Recessed Panel Partition Required (Not Included) , #12VS Cargo Partition Included, *See K9 Electronics page*

CK0556ITU12	K-9 Ultimate, K9= 2 Exit points 1 Drivers side & 1 Cargo Hatch, Prisoner= Passenger Side Exit	\$2,579.00
CK0556ITU12FAN10	K-9 Ultimate, K9= 2 Exit points 1 Drivers side & 1 Cargo Hatch, Prisoner= Passenger Side Exit, For use with 10" Fan	\$2,579.00
CK0556ITU12PASS	K-9 Ultimate, K9= 2 Exit points 1 Passenger side & 1 Cargo Hatch, Prisoner= Driver Side Exit	\$2,579.00

Ultimate K-9 2 Package *See K9 Electronics page*

CK0471ITU12	Ultimate K9 2, 2 Exit points 1 Drivers side & 1 between front seats, Prisoner = Pass. Side Exit, no fan cutout	\$4,009.00
CK0471ITU12-10	Ultimate K9 2, 2 Exit points 1 Drivers side & 1 between front seats, Prisoner = Pass. Side Exit, For use with 10" Fan	\$4,009.00
CK0471ITU12-7.5	Ultimate K9 2, 2 Exit points 1 Drivers side & 1 between front seats, Prisoner = Pass. Side Exit, For use with 7.5" Fan	\$4,009.00
CK2052ITU12	Ultimate K9 2, 2 Exit points 1 Drivers side & 1 between front seats, Prisoner = Pass. Side Exit, no fan cutout & no cargo box	\$2,710.00

K9 Kennel Box , #12VS RearCargo Partition Recommended (Not Included) *See K9 Electronics page*

CK0998ITU12	K-9 Kennel Box , For use with 7.5" fan	\$1,509.00
CK0998ITU12FAN10	K-9 Kennel Box, For use with 10" fan	\$1,509.00

Free Standing Weapon Mount System-Free Standing Mount Only - Requires Weapon System

GF1092ITU12	T-Rail Free Standing Mount Kit works with or without conduit	\$179.00
-------------	--	----------

Single Prisoner Partition Forward Facing Weapon Mount System (Not compatible with single T-rail)

NOT COMPATIBLE WITH CENTER CONSOLES EXCEEDING 23" IN LENGTH

GT0536ITU12	Weapon Mount SPT Transfer Kit	\$79.00
-------------	-------------------------------	---------



Ford Interceptor Utility (Continued)		2016 - 2017
PART NUMBER	DESCRIPTION	RETAIL PRICE

Skid Plate

SK0561ITU16	Skid Plate Steel with or without Ecoboost Engine	\$209.00
-------------	--	----------

2012 - 2017

Cover-Style Transport Seat - Seat Only - Requires #12VS Cargo Partition

COMPATIBLE WITH "XL" OR "SPT" FRONT PARTITIONS ONLY, *TALL MAN PARTITIONS NOT RECOMMENDED*

QK0489ITU12	Full Cover Transport Seat TPO Plastic with Stock Seat Belts	\$605.00
QK0490ITU12	Single Prisoner Cover Transport Seat TPO Plastic with Stock Seat Belts - For use w/ "70/30" SPT Unit	\$409.00
QK0494ITU12	Full Cover Transport Seat TPO Plastic with Center Pull Seat Belts	\$809.00

Cover-Style Transport Seat - Includes #12VS Cargo Partition

COMPATIBLE WITH "XL" OR "SPT" FRONT PARTITIONS ONLY, *TALL MAN PARTITIONS NOT RECOMMENDED*

QK0492ITU12	Full Cover Transport Seat TPO Plastic with #12 Expanded Metal Cargo Partition, Stock Seat Belts	\$1,014.00
QK0493ITU12	Full Cover Transport Seat TPO Plastic, with #12 Coated Polycarbonate Cargo Partition, Stock Seat Belts	\$1,014.00
QK0495ITU12	Full Cover Transport Seat TPO Plastic, with #12 Expanded Metal Cargo Partition, Center Pull Seat Belts	\$1,218.00
QK0496ITU12	Full Cover Transport Seat TPO Plastic, with #12 Coated Polycarbonate Cargo Partition, Center Pull Seat Belts	\$1,258.00

NEW! Stand Alone OEM Replacement Contour Transport Seat - Seat Only - Requires #12VS Cargo Partition - *TALL MAN PARTITIONS RECOMMENDED*

QK0634ITU12	Full Replacement Transport Seat TPO Plastic, with Center Pull Seat Belts	\$809.00
-------------	--	----------

NEW! Stand Alone OEM Replacement Contour Transport Seat - Includes #12VS Cargo Partition - *TALL MAN PARTITIONS RECOMMENDED*

QK0635ITU12	Full Replacement Transport Seat TPO Plastic, with Center Pull Seat Belts & #12 Expanded Metal Cargo Partition	\$1,218.00
QK0566ITU12	Full Replacement Transport Seat TPO Plastic, with Center Pull Seat Belts & #12 Coated Polycarbonate Cargo Partition	\$1,258.00

Floor Pan - Compatible with all Setina seats

QK0491ITU12	TPO Plastic Floor Pan	\$209.00
PP9640	VDRAIN for Floor Pan (Individual)	\$27.99

Upper Filler Panel Retrofit Kits

RK1084ITU12	Rigid Filler Panel Upgrade for use with Recessed Panel & Flat Panel partitions	\$139.00
RK1087ITU12	Rigid Filler Panel Upgrade for use with XL Partition	\$116.00

Ford Interceptor Utility (Continued)

2012 - 2017

PART NUMBER	DESCRIPTION	RETAIL PRICE
Total Prisoner Transport Solution- *Please specify standard or handcuff key override for gun rack when ordering*		
7K0677ITU12	Total Prisoner Transport Package, Please see listed below product included in Package:	\$3,955.00
	<ul style="list-style-type: none"> #10XL Coated Polycarbonate Partition #12VS Vinyl Coated Expanded Metal Rear Cargo Partition Dual T-Rail Weapon System with Standard Shotgun Lock and Universal Lock(Standard Key override) One Set of TPO Plastic Door Panels One Set of Steel Window Barriers Full Cover Transport seat TPO plastic High Strength Aluminum Storage Trunk Trays, Lift Top fixed box with Combi lock, Base sliding without lock Stock Seat Belt System 	
Single Prisoner Transport Solution *Please specify standard or handcuff key override for gun rack when ordering*		
6K0673ITU12	Single Prisoner Transport Package, Please see listed below product included in Package:	\$3,949.00
	<ul style="list-style-type: none"> #6 Single Prisoner Transport System Package with Coated Polycarbonate Front Window #12VS Vinyl Coated Expanded Metal Rear Cargo Partition Dual T-Rail Weapon System with Standard Shotgun Lock and Universal Lock(Standard Key override) One set of TPO Plastic Door Panels One set of Steel Window Barriers Single Prisoner cover transport seat TPO plastic High Strength Aluminum Storage Trunk Trays, Lift Top fixed box with Combi lock, Base sliding without lock Stock Seat Belt System 	
Total Prisoner Transport Solution *Please specify standard or handcuff key override for gun rack when ordering*		
7K0678ITU12	Total Prisoner Transport Package, Please see listed below product included in Package:	\$4,159.00
	<ul style="list-style-type: none"> #10XL Coated Polycarbonate Partition #12VS Vinyl Coated Expanded Metal Rear Cargo Partition Dual T-Rail Weapon System with Standard Shotgun Lock and Universal Lock(Standard Key override) One Set of TPO Plastic Door Panels One Set of Steel Window Barriers Full Cover Transport Seat TPO Plastic High Strength Aluminum Storage Trunk Trays, Lift Top fixed box with Combi lock, Base sliding without lock Center Pull Seat Belt System 	

Ford Interceptor Utility (Continued)

2012 - 2017

PART NUMBER	DESCRIPTION	RETAIL PRICE
PLEASE CALL FOR PART NUMBER AND PRICE FOR UNITS COMPATIBLE WITH OTHER MANUFACTURER'S SEATS AND CARGO PARTITIONS		
Cargo Trunk Trays- Setina #12VS Rear Cargo Partition Or Freestanding Brackets required both sold seperately		
TK0230ITU12	CARGO BOX - LFC- Lift top, Fixed box with Combination Lock - BSN- Base Sliding with No Lock	\$1,249.00
TK0231ITU12	CARGO BOX - TFN- Tray, Fixed with No Lock - BSN- Base Sliding with No Lock	\$839.00
TK0232ITU12	CARGO BOX - LFK- Lift top, Fixed box with Key Lock - BSN- Base Sliding with No Lock	\$1,249.00
TK0233ITU12	CARGO BOX - DSK- Drawer, Sliding with Key Lock - BSN- Base Sliding with No Lock	\$1,249.00
TK0236ITU12	CARGO BOX - TOA- Tray, Open Top with Anchor Points - BSC- Base Sliding with Combination Lock	\$1,019.00
TK0241ITU12	CARGO BOX - DSC- Drawer, Sliding with Combination Lock - BSN- Base Sliding with No Lock	\$1,249.00
TK0243ITU12	CARGO BOX - LFC- Lift top, Fixed box with Combination Lock - BSC- Base Sliding with Combination Lock	\$1,349.00
TK0244ITU12	CARGO BOX - TFN- Tray, Fixed with No Lock - BSC- Base Sliding with Combination Lock	\$939.00
TK0245ITU12	CARGO BOX - LFK- Lift top, Fixed box with Key Lock - BSC- Base Sliding with Combination Lock	\$1,349.00
TK0246ITU12	CARGO BOX - DSK- Drawer, Sliding with Key Lock - BSC- Base Sliding with Combination Lock	\$1,349.00
TK0247ITU12	CARGO BOX - TOA- Tray, Open Top with Anchor Points - BSN- Base Sliding with No Lock	\$919.00
TK0248ITU12	CARGO BOX - DSC- Drawer, Sliding with Combination Lock - BSC- Base Sliding with Combination Lock	\$1,349.00
TK0250ITU12	CARGO BOX - DSK- Drawer, Sliding with Key Lock - BSK- Base Sliding with Key Lock	\$1,349.00
TK0251ITU12	CARGO BOX - LFC- Lift top, Fixed box with Combination Lock - BSK- Base Sliding with Key Lock	\$1,349.00
TK0252ITU12	CARGO BOX - TFN- Tray, Fixed with No Lock - BSK- Base Sliding with Key Lock	\$939.00
TK0253ITU12	CARGO BOX - LFK- Lift top, Fixed box with Key Lock - BSK- Base Sliding with Key Lock	\$1,349.00
TK0254ITU12	CARGO BOX - TOA- Tray, Open Top with Anchor Points - BSK- Base Sliding with Key Lock	\$1,019.00
TK0255ITU12	CARGO BOX - DSC- Drawer, Sliding with Combination Lock - BSK- Base Sliding with Key Lock	\$1,349.00
TK0841ITU12	CARGO BOX - DSE- Drawer, Sliding with Electric Key Pad Lock - BSN- Base Sliding with No Lock	\$1,509.00
TK0842ITU12	CARGO BOX - DSR- Drawer, Sliding with Electric RFID Lock - BSN- Base Sliding with No Lock	\$1,509.00
TK0843ITU12	CARGO BOX - LFR- Lift top, Fixed box with Electric RFID Lock - BSN- Base Sliding with No Lock	\$1,509.00
TK0844ITU12	CARGO BOX - LFE- Lift top, Fixed box with Electric Key Pad Lock - BSN- Base Sliding with No Lock	\$1,509.00
Aftermarket Seat Adapter Kit (Non- Setina seats)		\$29.00

Cargo Box Accessory (Choose one)

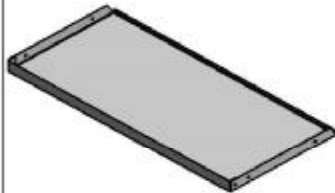
TPA9289	Cargo Radio Tray with no lock TRN	\$367.00
TPA11080	Sliding White board	\$259.00

Cargo Box Freestanding Brackets

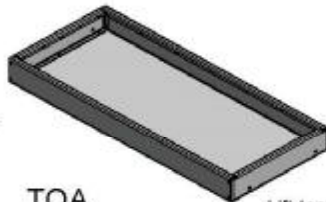
TF0237ITU12	Free Standing Bracket Kit	\$83.00
-------------	---------------------------	---------



TOP TIER



TFN
Tray, Fixed With No Lock
TP8727



TOA
Tray, Open-Top With
Anchor Points
TP9182



LFK
Lift-top, Fixed Box With Key Lock
TPA8817

LFC
Lift-top, Fixed Box With Combi Lock
TPA8855



DSK
Drawer, Sliding With Key Lock
TPA8938

DSC
Drawer, Sliding With Combi Lock
TPA9255



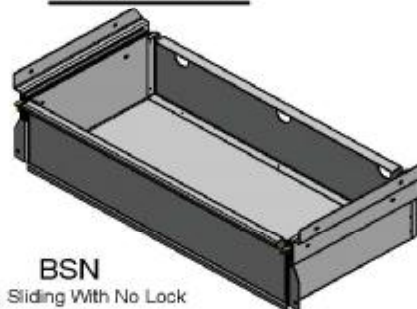
LSC
Lift-top, Sliding With Combi Lock
TPA8814

LSK
Lift-top, Sliding With Key Lock
TPA8803

BASE TIER



BSC
Base, Sliding With Combi Lock
TPA9318



BSN
Base, Sliding With No Lock
TPA9288



BSK
Base, Sliding With Key Lock
TPA8800

ACCESSORIES



TRN
Tray, Radio With No Lock
TPA9289



TF0237IU12
Free Standing
Brackets



NOTE:
LFK/LFC/LSC/LSK
WILL NOT WORK WITH
LAGUNA/ADEAC
FOR NOW

Ford Interceptor Utility (Continued)

2012 - 2017

PART NUMBER	DESCRIPTION	RETAIL PRICE
Strongbox, #12VS Cargo Partition Required (Sold Separately)		
TK0869ITU12	Driver side Cargo Strongbox with Electric Lock & Left Hinge, with Pass Side Two Tier Half Tray with Combination lock	\$1,309.00
TK0871ITU12	Driver side Cargo Strongbox with Electric Lock & Left Hinge	\$1,309.00
TK0872ITU12	Driver side Cargo Strongbox with Electric Lock & Right Hinge	\$1,309.00
TK0873ITU12	Driver side Cargo Strongbox with Electric Lock & Left Hinge, with Pass Side Two Tier Half Tray with Key lock	\$2,309.00
TK0874ITU12	Driver side Cargo Strongbox with Electric Lock & Right Hinge, with Pass Side Two Tier Half Tray with Key lock	\$2,309.00
TK1004ITU12	Driver side Cargo Strongbox with Electric Lock & Right Hinge, with Pass Side Two Tier Half Tray with Combination lock	\$2,309.00
Cargo Scale Box- #12VS Cargo Partition Recommended (Sold Separately)		
TK0888ITU12	Cargo Scale Box- Accomodates up to 8 scales	\$1,909.00
Cargo Deck- Replaces Cargo floor		
TK0476ITU12	Easy lift cargo deck with lower tray	\$549.00
TK0054ITU12	Easy lift cargo deck with lower tray, with upper compartment	\$739.00



AUTOMOTIVE LIST PRICE

No. PL17.1WL

EFFECTIVE: June 30, 2017 VOID: December 19, 2017



**Order Anytime Day or Night by E-mail: autoorder@whelen.com
or Toll Free Facsimile 1-800-637-8762**

Many products listed in this price list meet or exceed AMECA, SAE and California Title XIII requirements. For details contact your regional sales office. Every effort will be made to hold prices through the end date. We reserve the right to increase prices on certain and/or all products. Whelen Engineering Company, Inc. is not responsible for typographical errors.

ISO 9001 Registered QMS



OFFICIAL WARNING LIGHTS OF NASCAR

Follow us on



PL17.1 New Products

Refer to Price List for complete details on NEW products listed.

Avenger® II Series

Available in SOLO, DUO™, TRIO™ combination, single or dual units with cigar plug or hard wire and a variety of mounting options.



SurfaceMax™ Series C6, C7, C9

Available in warning with internal flasher or for use with customer supplied flasher, Amber turn signal sequential chevron arrow and brake/tail/turn. All models offered in colored or clear lens. Optional Chrome and Black flange available.



M9 Series

M9WLENX Replace M9 series Clear lens with a smoked lens

Pioneer™ Series

Re-engineered single and dual panel floodlight and combination flood/spot. Spot includes new Proclera™ Silicone Optics. A variety of mounting options are available.



Pioneer Plus Surface Mount Flood/Spot Combination

PCPSM1AC Single panel, 115 VAC, UL® listed, Chrome flange

PCPSM1AB Single panel, 115 VAC, UL listed, Black flange

Motorcycle ION Mount Kits

IONHD2FM 2009-2017 Harley Davidson® RoadKing® fork mounting bracket kit

IONHD3FM 2014-2017 Harley Davidson Electra-Glide® fork mounting bracket kit

Howler™ Low Frequency Tone Siren Mounting Bracket

HWLRB24 For 2017 Chevy Silverado 1500

CenCom Carbide™

Available in a-la-carte ordering. Amplifier with or without expansion module, Traffic Advisor™ module and CANport™ OBDII interface module with vehicle specific installation kits. A variety of control heads and options are available.



SA315 Series Optional Speaker Mounting Brackets

SAK62D Chevy Silverado 1500, 2017, driver side
SAK62P Chevy Silverado 1500, 2017, passenger side
SAK63D Chevy Tahoe, 2017, driver side
SAK63P Chevy Tahoe, 2017, passenger side
SAK61D Ford F-250/F-350, 2017, driver side
SAK61P Ford F-250/F-350, 2017, passenger side

Traffic Advisor™, Straight Style

TA45B72 700 Series, eight lamp, includes TACTL5, 72"

Traffic Advisor Substitute Cables

Available in 35', 45' and 55' for a variety of Traffic Advisor models.

Tracer™ Series Mounting Options

TCRB47 2015-2017 Ford F-150 SuperCrew and 2017 Ford F-250/F-350 Crew Cab running board mounting kit, for 6 lamp Tracer

TCRLBKT1 1 Single mounting bracket and hardware for front or rear mounting of the Tracer Series under a lightbar.

TCRLBKT2 1 Dual mounting bracket and hardware for front and rear mounting of the Tracer Series under a lightbar.



Options for Mini Edge® Freedom® IV Super-LED® Series Lightbars

F4795H installation (pre-wired) of 795H, center mount option only

Mini Freedom IV Rota-Beam™ Series Options

R48795H Installation (pre-wired) of 795H, center mount option only

Inner Edge® FST™ and RST™ Series

Upper Front and Rear Facing lamp arrays with new Proclera Silicone Optics, available in low current SOLO and WeCan® SOLO, DUO and TRIO models and vehicle specific housings.



Outer Edge® Series

Rear Facing and Rear Pillar exterior mount, six lamp, two piece, with ION™ lighthoods. Available in low current SOLO, or SOLO, DUO, TRIO with individual control of each lighthouse (requires remote flasher, CenCom Carbide, CanTrol® or REMOTE16 module purchased separately), with vehicle specific housings.



Liberty™ II, SOLO™ & DUO+™ Series Options

ITL3 Two long 3 Super-LED take-down lights with new Proclera Silicone Optics. Replaces Original ITL3 and ITL6

Lightbar Mounting Kits

MKEZ95 Colorado / 2015-2017 / Legacy®, Liberty II and Freedom® IV 48"-50" or Justice 55"
MKEZ94 F-150 / 2015-2017 / Liberty II 59", Freedom IV 60", Justice 62"
MKAJ94 F-150 / 2015-2017 / Liberty II 54", Legacy 54", Freedom IV 55" and Justice 62"
MKEZ94 F-250/F-350/F-450/F-550 Super Duty / 2017 / Liberty II 59", Freedom IV 60", Justice 62"
MKAJ94 F-250/F-350/F-450/F-550 Super Duty / 2017 / Liberty II 54", Legacy 54", Freedom IV 55", Justice 62"

Lighthoods, 24 VDC

PFH14 Single panel, Pioneer Plus™ Super-LED flood light, White housing

PFH24 Dual panel, Pioneer Plus Super-LED flood light, White housing

PCH14 Single panel, Pioneer, combination flood/spot with new Proclera Silicone Optics

PFH1P04 Single panel, Pioneer Plus, with pole/pedestal mount adapter

PCH14P Single panel, Pioneer, with pole/pedestal mount adapter, combination flood/spot with new Proclera Silicone Optics, White housing

PCH14P1 Single panel, Pioneer, with pole/pedestal mount adapter, and on/off switch, combination flood/spot with new Proclera Silicone Optics, White housing

PCH24 Dual panel, Pioneer, combination flood/spot with new Proclera Silicone Optics, White housing

PCH24P Dual panel, Pioneer, with pole/pedestal mount adapter, combination flood/spot with new Proclera Silicone Optics, White housing

PCH24P1 Dual panel, Pioneer, with pole/pedestal mount adapter, and on/off switch, combination flood/spot with new Proclera Silicone Optics, White housing

3SU00FCR 3" Round, Super-LED flashing, White with Clear lens

3SS00FAR 3" Round, Super-LED flashing, Amber with Amber lens

3SW00FRR 3" Round, Super-LED flashing, Red with Red lens

Responder® LP Series Lightbars, 24 VDC

R2LPPB4 Six LIN6™ Super-LED modules, permanent mount, Blue

R2LPPR4 Six LIN6 Super-LED modules, permanent mount, Red

L31 Super-LED Beacons

L31HPF Amber/Green with Clear dome, flat mount

L21 Series Super-LED Encapsulated Beacon

L21H4P Green, high Clear dome, perm/pipe/"J" hook mount

L21L4P Green, low Clear dome perm/pipe/"J" hook mount

Super-LED Lighthoods

2EPOOZCR 4" Round Series, extended lens Amber/Green with Clear lens

50AG2ZCR 500 Series, Amber/Green with Clear lens

5V1G 500 V-Series™, Green with Clear lens

TLI2P ION™ T-Series™ DUO™ Color, Amber/Green with Clear lens

LINV2G LINV2™ V-Series™, Green with Clear lens

LINSV2G LINSV2™ V-Series, under surface mount, Green with Clear lens

VTXD609G Vertex™ Series, directional lighthouse, Green with Clear lens

Super-LED Mini Lightbars


RDLPPAG Responder LP DUO Series, mini lightbar, permanent mount, six Super-LED Amber/Green modules with Clear dome

TABLE OF CONTENTS

Whelen Engineering maintains all of the tools and designs for every product manufactured over the last 50 plus years. Items not listed in this price list may be available as a special order. Contact the factory for price and availability.

“Made-To-Order Products” are defined as either models listed in this price sheet with a "MTO" symbol in front of the model field of each “made-to-order” model; or any model not listed in this price sheet. All such "MTO" noted models or those not listed in this price sheet are special order, non-returnable, non-cancelable. Please allow sufficient time for production, as these models may require multiple machines for the processing of these special parts.

Dash/ Deck/ Visor	1
Dash/ Deck/ Visor, Directional	1
Beacons	2
LED, Halogen, Rotating Beacons - Rota-Beam™ Series	2
LED Beacons, Self-Contained.....	3
Flashers & Lightheads	4
Flashers, Halogen & LED.....	4
Lightheads, Super-LED®, LED, Halogen & Combination	5
Systems - DOT & Motorcycle.....	20
DOT Wing Plow Super-LED® Lightheads.....	20
DOT3® Super-LED®.....	20
Motorcycle Warning Products	20
Motorcycle Systems.....	21
Sirens, Switches & Speakers.....	22
Switches And Control Boxes	22
Siren Amplifiers, Amplifiers & Airhorns	22
Siren Amplifier & Speaker Combination	24
Siren Speakers, SA315 & SA314 Projector™ Series	24
Siren Speakers, Other.....	25
Safety Site, Emitters & Back-Up Alarms.....	25
Back-Up Alarms, Electronic.....	25
Safety Site™ & Emitters	26
Traffic Advisors	26
Traffic Advisor™ Series & Accessories	26
Tracer™	27
Tracer™ Series	27
Lightbars, Mini	28
Century™ Series Mini Lightbars.....	28
Mini Legacy™, Super-LED® Series Lightbars	28
Mini Liberty™ II SOLO™, Super-LED® Series Lightbars.....	29
Responder® LP Series Mini Lightbars.....	29
Responder® HD Series Mini Lightbars	29
Mini Edge® Freedom® IV DYAD™ Series Lightbars.....	29
Mini Freedom® IV Rota-Beam™ Series Lightbars.....	30
Mini Justice® Series	30
Lightbars.....	30
Inner Edge® FST™ and RST™ Series	30
Outer Edge® Series Lightbars	33
Freedom® IV DYAD™ Series Lightbars.....	34
Freedom® IV Rota-Beam™ Super-LED® Series Lightbars	35
Legacy® Super-LED® Series Lightbars	35
Legacy® TRIO™ Series Super-LED® Lightbars	36
Legacy SOLO™ Super-LED® Series Lightbars	36
Liberty™ II Super-LED® Series Lightbars.....	37
Liberty™ II TRIO™ Series Super-LED® Lightbars.....	39
Justice® Super-LED® WeCan® Series Lightbars	40
Justice® Super-LED® Competitor™ Series Lightbars	40
Century™ Elite Series LED Lightbars	41
Towman's™ Super-LED® Series Lightbars	41
NFPA Lightbars	42
4500 Series Surface Mount Lightbars	42
Options, Mounting Kits	43
Replacement Parts, Mounting Kits & Strap Kits	43
Options, Low Profile Mounting Kits	44
Replacement Parts, Low Profile Mounting Kits & Strap Kits	44
24 VDC, Green Products & Parts	44
24 VDC Products	44
Green Products.....	46
Replacement Parts, Lens Kits.....	47
Replacement Parts, Bulbs For Whelen Lights	47

↓  - Special Order, Non-Returnable, Non-Cancelable. See "Made-To-Order" Statement on Table of Contents Page of this Price List.

MODEL**DESCRIPTION****LIST****Dash/ Deck/ Visor, Directional**

Avenger® II SOLO™ Combination Linear/TIR Super-LED® Series, Includes Swivel/Bail Bracket with Suction Cups, Hood, Cigar Plug with On/Off Switch and Scan-Lock™ Flash Pattern Switch. (For Green, Contact Factory for Price, Availability and Minimum Order Requirements).

AVC11*	NEW Single, Red, Blue, Amber or White	204.00
AVC21**	NEW Dual, Red, Blue, Amber and/or White	356.00

Avenger® II SOLO™ Combination Linear/TIR Super-LED® Series with 2-Wire Pigtail, Includes Scan-Lock Flash Patterns, Swivel/Bail Bracket with Suction Cups, and Hood. (For Green, Contact Factory for Price, Availability and Minimum Order Requirements).

AVW11*	NEW Single, Red, Blue, Amber or White	204.00
AVW21**	NEW Dual, Red, Blue, Amber and/or White	356.00

Avenger® II DUO™ Combination Linear/TIR Super-LED® Series, Includes Swivel/Bail Bracket with Suction Cups, Hood, and Cigar Plug with On/Off Switches. (Mode Button for Color Choice and Scan-Lock™ Flash Pattern Button are Located on the Avenger® II).

AVC12#	NEW Single, Red/Blue, Amber/White, Blue/White, Red/White or Blue/Amber Only	228.00
AVC22DD	NEW Dual, Each Lighthouse Red/White	387.00
AVC22DE	NEW Dual, One Lighthouse Red/White and One Blue/White	387.00
AVC22EE	NEW Dual, Each Lighthouse Blue/White	387.00
AVC22FF	NEW Dual, Each Lighthouse Amber/White	387.00
AVC22JJ	NEW Dual, Each Lighthouse Red/Blue	387.00
AVC22MM	NEW Dual, Each Lighthouse Blue/Amber	387.00

Avenger® II DUO™ Combination Linear/TIR Super-LED® Series with 3-Wire Pigtail, Includes Swivel/Bail Bracket with Suction Cups, and Hood. (Mode Button for Color Choice and Scan-Lock™ Flash Pattern Button are Located on the Avenger® II).

AVW12#	NEW Single, Red/Blue, Amber/White, Blue/White, Red/White or Blue/Amber Only	228.00
AVW22DD	NEW Dual, Each Lighthouse Red/White	387.00
AVW22DE	NEW Dual, One Lighthouse Red/White and One Blue/White	387.00
AVW22EE	NEW Dual, Each Lighthouse Blue/White	387.00
AVW22FF	NEW Dual, Each Lighthouse Amber/White	387.00
AVW22JJ	NEW Dual, Each Lighthouse Red/Blue	387.00
AVW22MM	NEW Dual, Each Lighthouse Blue/Amber	387.00

Avenger® II TRIO™ Combination Linear/TIR Super-LED® Series, Includes Swivel/Bail Bracket with Suction Cups, Hood, and Cigar Plug with On/Off Switches. (Mode Button for Color Choice and Scan-Lock™ Flash Pattern Button are Located on the Avenger® II).

AVC13RBC	NEW Single, Red/Blue/White, with White Steady Override	244.00
AVC13RBA	NEW Single, Red/Blue/Amber, with Amber Steady Override	244.00
AVC13RAC	NEW Single, Red/Amber/White, with White Steady Override	244.00
AVC13BAC	NEW Single, Blue/Amber/White, with White Steady Override	244.00
AVC23RBC	NEW Dual, Each Lighthouse Red/Blue/White, with White Steady Override	469.00
AVC23RBA	NEW Dual, Each Lighthouse Red/Blue/Amber, with Amber Steady Override	469.00
AVC23RAC	NEW Dual, Each Lighthouse Red/Amber/White, with White Steady Override	469.00
AVC23BAC	NEW Dual, Each Lighthouse Blue/Amber/White, with White Steady Override	469.00

Avenger® II TRIO™ Combination Linear/TIR Super-LED® Series with 4-Wire Pigtail, Includes Swivel/Bail Bracket with Suction Cups, and Hood. (Mode Button for Color Choice and Scan-Lock™ Flash Pattern Button are Located on the Avenger® II).

AVW13RBC	NEW Single, Red/Blue/White, with White Steady Override	244.00
AVW13RBA	NEW Single, Red/Blue/Amber, with Amber Steady Override	244.00
AVW13RAC	NEW Single, Red/Amber/White, with White Steady Override	244.00
AVW13BAC	NEW Single, Blue/Amber/White, with White Steady Override	244.00
AVW23RBC	NEW Dual, Each Lighthouse Red/Blue/White, with White Steady Override	469.00
AVW23RBA	NEW Dual, Each Lighthouse Red/Blue/Amber, with Amber Steady Override	469.00
AVW23RAC	NEW Dual, Each Lighthouse Red/Amber/White, with White Steady Override	469.00
AVW23BAC	NEW Dual, Each Lighthouse Blue/Amber/White, with White Steady Override	469.00

Options for Avenger® II Series

AVBKT1	NEW Low Profile Mounting (Headliner) Bracket for Single Avenger® II Series Only	14.50
AVBKT2	NEW Low Profile Mounting (Headliner) Bracket for Dual Avenger® II Series Only	16.00
AVBKT3S	NEW Visor Mounting Bracket for Single Avenger® II Series Only	14.50
AVBKT3D	NEW Visor Mounting Bracket for Dual Avenger® II Series Only	29.00
AVBKT4	NEW Adjustable Height Bracket Kit for All Avenger® II's	47.00
AVBKT5S	NEW Headliner Mounting Bracket, Adjustable, for Single Avenger® II Series Only	25.50
AVBKT5D	NEW Headliner Mounting Bracket, Adjustable, for Dual Avenger® II Series Only	25.50

Dominator™ Plus LINZ6™ Super-LED® Series, Includes Slide Bolt Mounting. For Interior or Exterior Use. 1.74" High x 2.17" Deep Housing. Six Super-LED®s per Lamp. Replace symbol "S" with number of color LED lighthoods required (maximum 8 modules). Order of colors are Red, Blue, Amber and White (i.e., DP822220 = 2 Red, 2 Blue, 2 Amber & 2 White, DP806020 = 0 Red, 6 Blue, 0 Amber & 2 White).

DP2**	2 LINZ6™, 7.11", Amber, Blue, Red and/or White	332.00
DP4***	4 LINZ6™, 14.21", Amber, Blue, Red and/or White	651.00
DP6\$\$\$0	6 LINZ6™, 23.26", Amber, Blue, Red and/or White	935.00
DP8\$\$\$\$0	8 LINZ6™, 30.36", Amber, Blue, Red and/or White	1210.00



Dominator™ Plus Traffic Advisor™, LINZ6™ Super-LED® Low Profile, Control Head Optional. 1.74" High x 2.17" Deep Housing, Six Super-LEDs per Lamp.

	TADP6	Six Lamp LINZ6™ Super-LED® Traffic Advisor™, 23.26" Long, Less Control Head	958.00
	TADP8	Eight Lamp LINZ6™ Super-LED® Traffic Advisor™, 30.36" Long, Less Control Head	1249.00
††	TADP8**	Eight Lamp, Six Lamp LINZ6™ Super-LED® Traffic Advisor™, 30.36" Long, with Two End Flashing LEDs, Blue, Red and/or Amber, Less Control Head	1265.00

Dominator™ TIR3™ Super-LED® Series, Includes Slide Bolt Mounting. For Interior or Exterior Use. 1.74" High x 2.17" Deep Housing, Three Super-LED®s per lamp. Replace symbol "\$" with number of color LED lighthead required (maximum 8 modules). Order of colors are Red, Blue, Amber and White (i.e., D822220 = 2 Red, 2 Blue, 2 Amber & 2 White, D806020 = 0 Red, 6 Blue, 0 Amber & 2 White).

	D2**	2 TIR3™, 7.11", Amber, Blue, Red and/or White	233.00
	D4****	4 TIR3™, 14.21", Amber, Blue, Red and/or White	359.00
	D6*****	6 TIR3™, 23.26", Amber, Blue, Red and/or White	529.00
	D8\$\$\$S0	8 TIR3™, 30.36", Amber, Blue, Red and/or White	675.00

Dominator™ Traffic Advisor™, TIR3™ Super-LED® Low Profile, Control Head Optional. 1.74" High x 2.17" Deep Housing, Three Super-LED®s per lamp.

	TAD6	Six Lamp TIR3™ Super-LED® Traffic Advisor™, 23.26" Long, Less Control Head	558.00
	TAD8	Eight Lamp TIR3™ Super-LED® Traffic Advisor™, 30.36" Long, Less Control Head	697.00
††	TAD8**	Eight Lamp, Six Lamp TIR3™ Super-LED® Traffic Advisor™, 30.36" Long, with Two End Flashing LEDs, Blue, Red and/or Amber, Less Control Head	708.00

Options for Dominator™ Series

	DBKT3	Swivel Mount Bracket Kit for D2, DP2, D4 & DP4 Series Only, Customer Installed	32.50
	DBKT4	"L" Angle Mounting Bracket Kit, Customer Installed	24.00
	DBKT5	Upper Rear Window Mounting Bracket Kit for 2008-2016 Chevy Tahoe and 2013-2017 Police Interceptor Utility	24.00
	TADCTL1	TAD/TADP Series Control Head Only	136.00
	TADSW1	On/Off Non-Lighted, SPDT 20 Amp Switch, for TADCTL1	16.50
	TADSW2	On/Off/On Non-Lighted, SPDT 20 Amp Switch, for TADCTL1	16.50

FlatLighter™ LED Series, Dual 400 Series High Intensity 5mm LEDs with Multiple Scan-Lock™ Flash Patterns. Color LEDs with Clear Outer Lens for Stealth Look (For Green, Contact Factory for Price, Availability and Minimum Order Requirements).

	FLLED**	Red and/or Amber	262.00
	FLLED**	1 Red or Amber and 1 White or Blue	335.00
	FLLED**	Blue and/or White	380.00
	43LENS*	400 Series Color Lens for FLLED Series, Customer Installed, Each	14.50

Slim-Miser™ LED Series, Dual 5mm LED Panels, Side-by-Side with Scan-Lock™ Flash Patterns, Includes a Cigar Plug with On/Off Switch and California Flash Patterns.

	SMLLAA	Amber/Amber	159.00
	SMLLRR	Red/Red	159.00
	SMLLBR	Red/Blue	159.00
	SMLLBB	Blue/Blue	159.00
††	SMLLBC	Blue/White	159.00
††	SMLLCR	Red/White	159.00

SlimLighter™ Super-LED® Series, Six Super-LED®s (per panel), Includes a Cigar Plug with an On/Off Switch and Scan-Lock™ Flash Patterns, Switch & Swivel Brackets with Suction Cups.

	SLPMM**	Amber, Blue, Red and/or White	403.00
††	SLPBKT1	Bail Mounting Bracket for Rear Deck or Headliner Mounting	22.50

SpitFire™ ION™ Super-LED® Series, Includes Integral Hood, Two Suction Cups, Cigar Plug with On/Off and a Scan-Lock™ Flash Pattern Switch.

	SFION*	Red, Blue, Amber or White	184.00
††	SFIOND	Split Red/White	184.00
	SFIONJ	Split Red/Blue	184.00
††	SFIONE	Split Blue/White	184.00

LED, Halogen, Rotating Beacons - Rota-Beam™ Series

RB6 Series, Amber, Blue or Red Only (For Green or Clear, Contact Factory for Price, Availability and Minimum Order Requirements). Consider LED Beacons.

	RB6T*P	Dual Reflector, 60 Watt Halogen, Permanent Mount	181.00
	WMM6K	Optional Magnetic Mount Kit	54.00

B6LED Series, Amber, Blue or Red Only (For Green or Clear, Contact Factory for Price, Availability and Minimum Order Requirements).

	B6MM**P	Super-LED® Beacon with Polished Base, Upper Section & Directional Linear Super-LED® Lighthead in Lower Section, Red, Blue and/or Amber	1120.00
--	---------	--	---------

B6T Series, Amber, Blue or Red Only (For Green or Clear, Contact Factory for Price, Availability and Minimum Order Requirements).

	B6TM**1P	RB6T Rotating Beacon with Polished Base, Upper Section & Directional Linear-LED® in Lower Section, Red, Blue and/or Amber	654.00
--	----------	---	--------

B63 Series, R316 Super-LED® Beacon with Polished Base, Upper Section & Choice of M7 or 700 Series Directional Super-LED® in Lower Section

	B63M7**	M7 in Lower Section, Red, Blue or Amber, Color Outer Lens	1428.00
	B6370**	700 in Lower Section, Red, Blue or Amber, Color Outer Lens	1397.00

All models are 12 Volt D.C. only unless otherwise noted above. For other voltages contact factory.

* Replace symbol in model number with letter indicating lens color or LED color desired: **A** = Amber; **B** = Blue; **C** = Clear/White; **R** = Red; **G** = Green

Replace symbol in model number with letter indicating SPLIT lens or LED color desired: **D** = Red/Clear or White; **E** = Blue/Clear or White; **F** = Amber/Clear or White; **H** = White; **J** = Red/Blue; **K** = Red/Amber; **L** = Red/Green; **M** = Blue/Amber; **†** (to be discontinued, check availability) **††** (special order, check availability, non-returnable, non-cancelable)

! Indicate length desired: 5 foot, 6 foot, 7 foot or 8 foot \$ Indicates Lower Price



↓ †† - Special Order, Non-Returnable, Non-Cancelable. See "Made-To-Order" Statement on Table of Contents Page of this Price List.

Beacons

MODEL DESCRIPTION LIST
LED Beacons, Self-Contained

L31 Series Super-LED® Beacon, Class 1 High Dome - Cast Aluminum Base, Includes Scan-Lock™, Hi/Low Power, Cruise and Synchronize Features.

	L31H*F	Amber, Blue, Red or White (Single Color Only) Flat Mount	599.00
	L31HAFCA	Amber, Flat Mount, CA Title 13 Compliant	599.00
††	L31H*F4	Amber, Blue or Red (Single Color Only) Flat Mount, 24 VDC	599.00
	L31H*M	Amber, Blue, Red or White (Single Color Only) Magnetic Mount	631.00
	L31HAMCA	Amber, Magnetic Mount, CA Title 13 Compliant	631.00
	L31H*V	Amber, Blue, Red or White (Single Color Only) Magnetic/Suction Cup Mount	638.00
	L31HAVCA	Amber, Vacuum/Magnetic Mount, CA Title 13 Compliant	638.00
	L31HRFN	Red, Meets NFPA Zone C Upper Requirements, Each	599.00
	MIRROR20	Mirror Mount Bracket for L31 / L32 / L21 / L22 / L50 / L10 Series Beacons	53.00
	BBKT30	Shelf Mount Bracket for L31/L32 Series, Stainless Steel, Mounts to Flat Vertical Surface	53.00
	L360PMKT	Pipe Mount Kit for L31/32 Flat Mount	39.00
	L360BGB	Branch Guard Kit for L31H Series	179.00



L32 Series Super-LED® Beacon, Class 1 in Amber and Class 2 in Red & Blue, Low Dome - Cast Aluminum Base, Includes Scan-Lock™, Hi/Low Power, Cruise and Synchronize Features.

	L32L*F	Amber, Blue, Red or White (Single Color Only) Flat Mount	375.00
††	L32L*F4	Amber, Blue or Red (Single Color Only) Flat Mount, 24 VDC	375.00
	L32L*M	Amber, Blue, Red or White (Single Color Only) Magnetic Mount	405.00
	L32L*V	Amber, Blue, Red or White (Single Color Only) Magnetic/Suction Cup Mount	412.00
	MIRROR20	Mirror Mount Bracket for L31 / L32 / L21 / L22 / L50 / L10 Series Beacons	53.00
	BBKT30	Shelf Mount Bracket for L31/L32 Series, Stainless Steel, Mounts to Flat Vertical Surface	53.00
	L360PMKT	Pipe Mount Kit for L31/32 Flat Mount	39.00



L21 Series Super-LED® Encapsulated Beacon, Class 1, Polycarbonate Base, Perm Mount Models with Scan-Lock™ Flash Patterns.

	L21H*P	Amber or White, Perm/Pipe/"J" Hook Mount, High Dome	343.00
	L21H*M	Amber or White, Magnetic Mount, High Dome	365.00
	L21H*V	Amber or White, Magnetic/Suction Cup Mount, High Dome	376.00
††	L21H*P4	Amber or White, Perm/Pipe/"J" Hook Mount, High Dome, 24 VDC	343.00
	L21L*P	Amber or White, Perm/Pipe/"J" Hook Mount, Low Dome	343.00
	L21L*M	Amber or White, Magnetic Mount, Low Dome	365.00
	L21L*V	Amber or White, Magnetic/Suction Cup Mount, Low Dome	376.00
††	L21L*P4	Amber or White, Perm/Pipe/"J" Hook Mount, Low Dome, 24 VDC	343.00
	MIRROR20	Mirror Mount Bracket for L31 / L32 / L21 / L22 / L10 Series Beacons	53.00
	BBKT20	Shelf Mount Bracket for L21 / L22 / L10 Series Beacons, Stainless Steel, Mounts to Flat Vertical Surface	53.00
	BGL	Branch Guard for Low Dome for L21 / L22 / L10 Series Beacons	39.00
	BGH	Branch Guard, High Dome for L21 / L22 / L10 Series Beacons	41.00
	MMK	90 Lb. Pull Magnetic Mount Kit, with 8' Straight Cord & Plug for L21 / L22 / L10 Series Beacons	31.50
	LSK	Single Lighted Switch (15 Amp Rated), Mounted on Bracket, Wired and Fused	42.00
	DH2000*	Replacement High Dome for L21 / L22 / L10 Series Beacons	74.00
	DL2000*	Replacement Low Dome for L21 / L22 / L10 Series Beacons	74.00



L22 Series Super-LED®, Single Color Encapsulated Beacon, Class 2 Amber - Polycarbonate Base, Includes Scan-Lock™ Flash Patterns.

	L22H*P	Amber, Blue, Red or White, Perm/Pipe Mount, High Dome	198.00
	L22H*M	Amber, Blue, Red or White, Magnetic Mount, High Dome	223.00
	L22H*V	Amber, Blue, Red or White, Magnetic/Suction Cup Mount, High Dome	234.00
††	L22H*P4	Amber, Blue, Red or White, Perm/Pipe Mount, 24 VDC, High Dome	198.00
	L22L*P	Amber, Blue, Red or White, Perm/Pipe Mount, Low Dome	198.00
	L22L*M	Amber, Blue, Red or White (Single Color), Magnetic Mount, Low Dome	223.00
	L22L*V	Amber, Blue, Red or White, Magnetic/Suction Cup Mount, Low Dome	234.00
††	L22L*P4	Amber, Blue, Red or White, Perm/Pipe Mount, 24 VDC, Low Dome	198.00
	MIRROR20	Mirror Mount Bracket for L31 / L32 / L21 / L22 / L50 / L10 Series Beacons	53.00
	BBKT20	Shelf Mount Bracket for L21 / L22 / L10 Series Beacons, Stainless Steel, Mounts to Flat Vertical Surface	53.00
	BGL	Branch Guard for Low Dome for L21 / L22 / L10 Series Beacons	39.00
	BGH	Branch Guard, High Dome for L21 / L22 / L10 Series Beacons	41.00
	MMK	90 Lb. Pull Magnetic Mount Kit, with 8' Straight Cord & Plug for L21 / L22 / L10 Series Beacons	31.50
	LSK	Single Lighted Switch (15 Amp Rated), Mounted on Bracket, Wired and Fused	42.00
	DH2000*	Replacement High Dome for L21 / L22 / L10 Series Beacons	74.00
	DL2000*	Replacement Low Dome for L21 / L22 / L10 Series Beacons	74.00



L10 Series Super-LED® Beacon, Class 1 Amber, with Scan-Lock™ Flash Patterns

	L10HAP	Amber, High Dome, Perm/Pipe Hook Mount, 12 VDC	164.00
	L10HCP	Clear, High Dome, Perm/Pipe Mount, 12 VDC	164.00
††	L10HAP4	Amber, High Dome, Perm/Pipe Hook Mount, 24 VDC	164.00
	L10HAM	Amber, High Dome, Magnetic Mount, 12 VDC	182.00

L10HAV	Amber, High Dome, Magnetic/Suction Mount, 12 VDC	182.00
L10LAP	Amber, Low Dome, Perm/Pipe Hook Mount, 12 VDC	164.00
L10LCP	Clear, Low Dome, Perm/Pipe Mount, 12 VDC	164.00
†† L10LAP4	Amber, Low Dome, Perm/Pipe Hook Mount, 24 VDC	164.00
L10LAM	Amber, Low Dome, Magnetic Mount, 12 VDC	182.00
L10LAV	Amber, Low Dome, Magnetic/Suction Mount, 12 VDC	182.00
L10H#P	Amber/White or Amber/Blue Dual Color with Individual Control, Scan-Lock™ Flash Pattern and Synchronize Feature. Perm/Pipe Hook Mount, 12 VDC, High Dome	225.00
L10L#P	Amber/White or Amber/Blue Dual Color with Individual Control, Scan-Lock™ Flash Pattern and Synchronize Feature. Perm/Pipe Hook Mount, 12 VDC, Low Dome	225.00
MIRROR20	Mirror Mount Bracket for L31 / L32 / L21 / L22 / L50 / L10 Series Beacons	53.00
BBKT20	Shelf Mount Bracket for L21 / L22 / L10 Series Beacons, Stainless Steel, Mounts to Flat Vertical Surface	53.00
BGL	Branch Guard for Low Dome for L21 / L22 / L10 Series Beacons	39.00
BGH	Branch Guard, High Dome for L21 / L22 / L10 Series Beacons	41.00
MMK	90 Lb. Pull Magnetic Mount Kit, with 8' Straight Cord & Plug for L21 / L22 / L10 Series Beacons	31.50
LSK	Single Lighted Switch (15 Amp Rated), Mounted on Bracket, Wired and Fused	42.00
DH2000*	Replacement High Dome for L21 / L22 / L10 Series Beacons	74.00
DL2000*	Replacement Low Dome for L21 / L22 / L10 Series Beacons	74.00

L51 & L53 Series Super - LED® Beacons

L51*P	Class 1, Amber or White, Perm/Pipe Mount	342.00
L51*M	Class 1, Amber or White, Magnetic Mount	359.00
L53AP	Class 3, Amber, Flat Mount, Single LED Beacon, Scan-Lock™ Flash Patterns including Steady-Burn and Cruise Mode	68.00
L53AM	Class 3, Amber, Magnetic Mount, Single LED Beacon, Scan-Lock™ Flash Patterns including Steady-Burn and Cruise Mode	84.00
MIRROR15	Mirror Mount Bracket for L50 Series	55.00

L41 Series Super-LED® Beacon, 12/24 VDC, Class 1, Cast Aluminum Base, Includes Scan-Lock™, Permanent Mount Models with Hi/Low and Synchronization Feature, Red, Blue, Amber or White

L41*P	Perm/Pipe Mount	320.00
L41*M	Magnetic Mount	341.00
L41*V	Magnetic/Suction Mount	351.00
L40BG	Branch Guard for L41 Series Beacons	39.00

Rota-Beam™ Super-LED® R316 Series Beacon, Class 1 High Dome - Cast Aluminum Base, Includes Scan-Lock™, Hi/Low Power, Cruise and Synchronize Features.

R316*F	Amber, Blue, Red or White (Single Color Only) Flat Mount	828.00
R316*M	Amber, Blue, Red and/or White (Single Color Only) Magnetic Mount	859.00
R316*V	Amber, Blue, Red or White (Single Color Only) Magnetic/Suction Mount	866.00
R316**F	Amber, Blue, Red and/or White (Two Color, Split Front/Rear) Flat Mount, Clear Dome	828.00
R316**M	Amber, Blue, Red and/or White (Two Color, Split Front/Rear) Magnetic Mount, Clear Dome	859.00
R316**V	Amber, Blue, Red and/or White (Two Color, Split Front/Rear) Magnetic/Suction Mount, Clear Dome	866.00
RPHOTO	Photocell Option for Hi/Low Power	45.00

Rota-Beam™ Super-LED® R416 Series Beacon, Class 1 - Cast Aluminum Base, Includes Scan-Lock™, Hi/Low Power, Cruise and Synchronize Features.

R416*F	Amber, Blue, Red or White (Single Color Only) Flat Mount	828.00
R416*M	Amber, Blue, Red or White (Single Color Only) Magnetic Mount	859.00
R416*V	Amber, Blue, Red or White (Single Color Only) Magnetic/Suction Mount	866.00
R416**F	Amber, Blue, Red and/or White (Two Color, Split Front/Rear) Flat Mount, Clear Dome	828.00
R416**M	Amber, Blue, Red or White (Two Color, Split Front/Rear) Magnetic Mount, Clear Dome	859.00
R416**V	Amber, Blue, Red or White (Two Color, Split Front/Rear) Magnetic/Suction Mount, Clear Dome	866.00
RPHOTO	Photocell Option for Hi/Low Power	45.00

Flashers, Halogen & LED

Universal® Halogen & LED Flashers

UFM8	Eight Outlet Halogen/LED Flasher, 60 Watts per Outlet, 2x2x2x2 Switching, 17 Selectable Flash Patterns	191.00
ULF44	Four Outlet, Four Outlet LED Flasher, 60 Watts per Outlet, More than 60 Scan-Lock™ Flash Patterns, Allowing for Alternating, Simultaneous and Synchronized Flashing Lightheads	91.00
AFL530	Certified LED Ambulance Flasher, 5 Outlet, 30 Watts	137.00
AFM560	Certified Ambulance Flasher, 5 Outlet, 60 Watts	245.00
AFM1660	Certified Ambulance Flasher, 16 Outlet, 60 Watts	245.00

Headlight/Grille, Taillight Flashers & Police Equipment Interface Modules

SSFPOS	100% Solid-State, Headlight/Grille Light Flasher, 2 Outlet, 160 Watts Per Outlet, 7 Flash Patterns, For Positive Switching Headlights	80.00
SSFPOS16	100% Solid-State, Headlight and Taillight Flasher, 2 Outlet, 160 Watts Per Outlet, 7 Flash Patterns, For 2007-2017 Chevy Tahoe Police Package Vehicles, Includes Mating Plug, For Positive Switching Headlights	107.00
SSFFP16	Headlight Flasher with 8 Flash Patterns, Plug and Play for 2016-2017 Ford Interceptor Utility (Requires Ford Option 60A, pre-wire option).	129.00

All models are 12 Volt D.C. only unless otherwise noted above. For other voltages contact factory.

* Replace symbol in model number with letter indicating lens color or LED color desired: **A** = Amber; **B** = Blue; **C** = Clear/White; **R** = Red; **G** = Green

Replace symbol in model number with letter indicating SPLIT lens or LED color desired: **D** = Red/Clear or White; **E** = Blue/Clear or White; **F** = Amber/Clear or White; **H** = Green/Clear or White; **J** = Red/Blue; **K** = Red/Amber; **L** = Red/Green; **M** = Blue/Amber **†** (to be discontinued, check availability) **††** (special order, check availability, non-returnable, non-cancelable)

! Indicate length desired: 5 foot, 6 foot, 7 foot or 8 foot **\$** Indicates Lower Price



↓ †† - Special Order, Non-Returnable, Non-Cancelable. See "Made-To-Order" Statement on Table of Contents Page of this Price List.

MODEL DESCRIPTION LIST

UHF2150A	Headlight/Grille Light Flasher with 4 Flash Patterns for Positive or Negative Headlight Switching	71.00
PEIMF113	For 2013-2017 Ford Police Interceptor Sedan or Utility. This module switches the four negative inputs found on the steering wheel switches to positive inputs and has a speed sensor	135.00

Options for LED Lighthoods

LEDLOAD	In-line "Load" Resistor Kit to Interface with OEM Turn Signal Circuit	68.00
PROGRAM1	Scan-Lock™ Flash Pattern Programmer	121.00

Lighthoods, Super-LED®, LED, Halogen & Combination

Note: In the Model Number the 3rd and 4th Digit are for the LED or Super-LED® Color. The 7th Digit is for the Lens Color.

05 Square Lens Series, Marker/Clearance, Illumination and Flashing LED, Chrome Housing, Size is 1" Wide x 1-1/2" Long.

0S*00MCR	Amber or Red Marker/Clearance Light with Clear Lens	29.00
0S*00FCR	Amber or Red with Single Flash and Clear Lens	29.00
0S*00FCR	Blue or White with Single Flash and Clear Lens	40.00
0S*00SCR	Amber or Red Steady-Burn and Clear Lens	29.00
0SB00SCR	Blue Steady-Burn and Clear Lens	40.00
0SC0EDCR	White Illumination Light with Clear Lens	40.00
0AC0EDCR	White Illumination Light with Clear Lens and 45° Angled Chrome-Plated Bezel	42.00

2" Round 5mm LED Lighthoods, Includes 2.5" Adapter for Customer Supplied 2.5" Grommet, 3" and 3.5" Flange Mount. Other Optional Mounting Kit Purchased Separately (See Optional Mounting Section).

TO*00M*R	Clearance Light, Amber or Red	36.00
TOCACCCR	Compartment Light, Intensity Level 3	51.00

Optional Mounting for 2" Round Series

TFLANGEB	Flange Kit, Surface Mount, Black	8.70
TFLANGEC	Flange Kit, Surface Mount, Chrome	16.50
TGROM2	2" Grommet	7.15

3" Round Super-LED® Lighthoods, Steady-Burn or Flashing.

3SC0CDCR	Compartment Light, White	75.00
3S*00F*R	Flashing, Single Pattern, Red, Blue or Amber	75.00
3SBCCDCR	Compartment Light, Combination Blue/White, with Independent Control of Blue and White Light	82.00
3SRCCDCR	Compartment Light, Combination Red/White, with Independent Control of Red and White Light	82.00
3SR0CDRR	Red, Steady-Burn, Nighttime Illumination Lighting	75.00
3FLANGEC	Flange Kit, Surface Mount, Chrome	12.50
3GROMMET	Grommet Mounting Kit	7.15

3.5" Round Super-LED® Lighthoods with Clear Extended Lens, Scan-Lock™ Flash Patterns and Steady Burn, Requires Mounting Purchased Separately.

PAR28*	Red, Blue, Amber or White Warning, with Synchronize Feature	186.00
PAR28J	Split Red/Blue Warning, with Synchronize Feature	196.00
†† PAR28D	Split Red/White Warning, with Synchronize Feature	196.00
†† PAR28E	Split Blue/White Warning, with Synchronize Feature	196.00
†† PAR28D*	Combination Interleaved White Super-LED® Driving Light with Red or Blue Warning Light, Clear Outer Lens	241.00
PAR28DJ	Combination Interleaved White Super-LED® Driving Light with Blue over Red Warning Light, Clear Outer Lens	251.00

4" Round Super-LED® Lighthoods, Scan-Lock™ Flash Patterns (with Phase 1 and Phase 2) and Steady-Burn, Includes Adapter for PAR36 Applications. Requires Optional Mounting Kit Purchased Separately (Except FE/FD Series).

FEDC06*R	2011-2016 Dodge Durango with Fog Light Package, Fog Light Mount with Extended Lens, Synchronizable, Amber, Blue, Red or White. Not for Use with Projector Fog Lights	194.00
FEDC06JR	2011-2016 Dodge Durango with Fog Light Package, Fog Light Mount with Extended Lens, Synchronizable, Split Red/Blue. Not for Use with Projector Fog Lights	204.00
†† FEDC06DR	2011-2016 Dodge Durango with Fog Light Package, Fog Light Mount with Extended Lens, Synchronizable, Split Red/White. Not for Use with Projector Fog Lights	204.00
†† FEDC06ER	2011-2016 Dodge Durango with Fog Light Package, Fog Light Mount with Extended Lens, Synchronizable, Split Blue/White. Not for Use with Projector Fog Lights	204.00
FDFP11*R	† 2011-2014 Ford Expedition, 2015-2017 Ford Expedition SSV with Round Fog Lights, Combination Interleaved White Super-LED® Driving Light and Color Warning Light, with Clear Extended Lens, Red or Blue	249.00
FDFP11JR	† 2011-2014 Ford Expedition, 2015-2017 Ford Expedition SSV with Round Fog Lights, Combination Interleaved White Super-LED® Driving Light and Blue over Red Warning Light, with Clear Extended Lens	260.00
FEFP11*R	† 2011-2014 Ford Expedition Fog Light Mount with Clear Lens, 2015-2017 Ford Expedition SSV with Round Fog Lights, Synchronizable, Amber, Blue, Red or White	194.00
FEFP11JR	† 2011-2014 Ford Expedition Fog Light Mount with Clear Lens, 2015-2017 Ford Expedition SSV with Round Fog Lights, Synchronizable, Split Red/Blue	204.00
†† FEFP11DR	2011-2014 Ford Expedition Fog Light Mount with Clear Lens, 2015-2017 Ford Expedition SSV with Round Fog Lights, Synchronizable, Split Red/White	204.00
†† FEFP11ER	2011-2014 Ford Expedition Fog Light Mount with Clear Lens, 2015-2017 Ford Expedition SSV with Round Fog Lights, Synchronizable, Split Blue/White	204.00
2F*00Z*R	Flat Lens, Synchronizable, Red, Blue, Amber or White	190.00



††	2E*00Z*R	Extended Lens, Synchronizable, Red, Blue, Amber or White	190.00
	2EJ00ZCR	Extended Lens, Synchronizable, Split Red/Blue	200.00
	2ED00ZCR	Extended Lens, Synchronizable, Split Red/White	200.00
	2EE00ZCR	Extended Lens, Synchronizable, Split Blue/White	200.00

4" Round 5mm LED Lightheads (DIRECTIONAL) Requires Optional Mounting Kit Purchased Separately, See Optional Mounting Section.

	20R00XRR	5mm LED, Brake/Tail/Turn, Maximum Intensity	101.00
--	----------	---	--------

Optional Mounting for 4" Round Series, Except FEDC06*R and 4" Round Super-LED®, Unless Specified.

	2FLANGEB	Black Surface Mount Trim Ring Kit (For LED Models Only)	8.70
	2FLANGEC	Chrome Surface Mount Trim Ring Kit (For LED Models Only)	21.50
	2GROMMET	Grommet Mounting Kit (For Super-LED® Models)	7.15

4" Round, 2G Series Super-LED® 5mm LED Grommet Mount Lightheads

	2G*00F*R	5mm LED Warning Light with 14 Flash Patterns and Steady-Burn, Red or Amber, Includes Grommet	109.00
	20C0CDCR	Compartment Light, Level 3 Intensity, Optional Mounting Kit Purchased Separately	138.00
	20C0CDCD	Compartment Light, Level 3 Intensity, with Deutsch® Connector, Optional Mounting Kit Purchased Separately	149.00
	2GFLANGC	Optional Surface Mount Chrome-Plated Flange Kit for 2G Series & Compartment Lights	18.50
	2GFLANGB	Optional Surface Mount Black Flange Kit for 2G Series & Compartment Lights	8.70
	2GROMMET	Grommet Mounting Kit for 2G Compartment Lights Only	7.15
	2GBKT1	Optional "L" Bracket, For Use with Grommet Mount Lighthead Only, Each	21.50

400 Series Linear Super-LED®

	4V3*	V-Series™, Combination 180° Warning, Take Down and Puddle Light with Scan-Lock™ Warning Flash Patterns, Red, Blue, Amber or White Warning	416.00
	40**5SCR	Amber, Blue, Red and/or White, Six Super-LED® over Six Super-LED® with Individual Controls of Upper and Lower Level. Requires Remote Flasher, Purchased Separately (Not to be used as a Steady-Burn light)	237.00
	40BUV	Super-LED® Back-up Light, Vertical Mount	203.00
	40BUH	Super-LED® Back-up Light, Horizontal Mount	203.00

400 Series Single Level Super-LED®, Includes Scan-Lock™ Flash Patterns (with Phase 1 and Phase 2) and Steady-Burn with Synchronize Feature.

	40*02Z*R	Amber, Blue, Red or White	137.00
--	----------	---------------------------	--------

400 Series 5mm LED Brake/Tail/Turn, Turn & Back Up, Color LEDs with Color Outer Lens. Requires Optional Mounting Kit Purchased Separately (See Optional Mounting Section).

	40BTT	LED, Brake/Tail/Turn with 2 Flash Patterns	132.00
	40A00AAR	LED, Turn Light Amber	132.00
	40C00VCR	LED, Interior/Back-up Light, Minimum Intensity	189.00

Options for 400 Series

	4EFLANGE	Chrome-Plated Flange Kit (Not for use with Linear-LED® Super-LED®), Surface Mount 5mm & Single Level Super-LED® Only	16.50
	4FLANGEB	Black Flange Kit (not for use with Linear-LED® & Super-LED®), Surface Mount 5mm & Single Level Super-LED® Only	8.70
	4TSMAB	Black Super-LED® Surface Mount Adapter, Linear-LED® & Super-LED® Only	19.00
	4TSMAC	Chrome-Plated Super-LED® Surface Mount Adapter, Linear-LED® & Super-LED® Only	27.00
	4EGRILP	Grille-Master™ Chrome Housing with Swivel Bracket. Not for use with LED/Halogen Combination Models	75.00
	4EGRILB	Grille-Master™ Black Housing with Swivel Bracket. Not for use with LED/Halogen Combination Models	69.00

500 Series Linear Super-LED® Lightheads, Color LEDs with Color Outer Lens, Split Color Modules with Clear Outer Lens, Scan-Lock® Flash Patterns, Plus Steady-Burn, and Synchronize Feature. Requires Optional Mounting Kit Purchased Separately (See Optional Mounting Section).

	5V3*	V-Series™, Combination 180° Warning, Take Down and Puddle Light Combination with Scan-Lock™ Warning Flash Patterns, Red, Blue, Amber or White Warning	312.00
	5V1*	Combination 180° and TIR Warning, Single Color with Scan-Lock™ Flash Patterns, Red, Blue, Amber or White with Clear Lens	306.00
	50*02Z*R	Amber, Blue, Red or White, For Horizontal Mounting	178.00
	50**2ZCR	Split Colors, Amber, Blue and/or Red, For Horizontal Mounting	184.00
††	50AC2ZCR	Split Amber/White, For Horizontal Mounting	184.00
††	50BC2ZCR	Split Blue/White, For Horizontal Mounting	184.00
	50CR2ZCR	Split Red/White, For Horizontal Mounting	184.00
††	50CC2ZCR	Split White/White, For Horizontal Mounting	184.00
	5V*02Z*R	Amber, Blue or Red, For Vertical Mounting	178.00
††	50AA2SA2	Cab Mount Lights with Chrome Flange, Vertical Mount (one per side)	218.00
	50A02SA1	Grommet Mount, Includes Grommet, Lights Used on Rear of Trucks (in an array of 7)	197.00

500 Series TIR6™ Super-LED®, Color LEDs with Color Outer Lens, Split Color Modules with Clear Outer Lens, Six Super-LED®s (per panel). Scan-Lock™ Flash Patterns, including Steady and Synchronize Feature. Requires Optional Mounting Kit Purchased Separately (See Optional Mounting Section).

	50*03Z*R	Amber, Blue, Red or White	167.00
††	50**3ZCR	Split Colors Amber, Blue, Red or White	173.00
††	50AC3ZCR	Split Amber/White	173.00
††	50BC3ZCR	Split Blue/White	173.00

All models are 12 Volt D.C. only unless otherwise noted above. For other voltages contact factory.

* Replace symbol in model number with letter indicating lens color or LED color desired: **A** = Amber; **B** = Blue; **C** = Clear/White; **R** = Red; **G** = Green

Replace symbol in model number with letter indicating SPLIT lens or LED color desired: **D** = Red/Clear or White; **E** = Blue/Clear or White; **F** = Amber/Clear or White; **H** = Green/Clear or White; **J** = Red/Blue; **K** = Red/Amber; **L** = Red/Green; **M** = Blue/Amber **†** (to be discontinued, check availability) **††** (special order, check availability, non-returnable, non-cancelable)

! Indicate length desired: 5 foot, 6 foot, 7 foot or 8 foot **\$** Indicates Lower Price



Flashers & Lightheads



↓ †† - Special Order, Non-Returnable, Non-Cancelable. See "Made-To-Order" Statement on Table of Contents Page of this Price List.

MODEL	DESCRIPTION	LIST
†† 50CR3ZCR	Split Red/White	173.00
†† 50CC3ZCR	Split White/White	173.00
Options for 500 Series (For all 500 Series Lightheads, Except 5G Surface Mount Models).		
5FLANGEB	Black Trim Ring, Kit	9.20
5FLANGEC	Chrome-Plated Trim Ring, Kit	16.50
5FLANGEP	Polished Aluminum Flange	38.50
5GROMMET	Grommet Mount Kit	9.20
5GBKT1	Optional "L" Bracket for use with Grommet Mount Lighthead Only, Each	20.50
5TSMAB	Black Surface Mount Adapter, TIR6™ Super-LED® Only	8.70
5TSMAC	Chrome-Plated Surface Mount Adapter, TIR6™ Super-LED® Only	16.50
5LSMAB	Black Surface Mount Adapter for Linear Super-LED® Only	16.50
5LSMAC	Chrome-Plated Surface Mount Adapter for Linear Super-LED® Only	27.00
5BRUSH	Aluminum Brush Guard, Includes Surface Mount Adapter for TIR6™ Super-LED® Series, 5mm Requires Optional Flange Purchased Separately	28.50
5BKT1	Mounting Bracket for 500 Series Super-LED®, Universal Mounting Bracket	14.50
5GM2LRC	Chrome-Plated Grille Mount for 2015-2017 Freightliner M2 106, Pair	91.00
5IM2LRC	Chrome-Plated Fender Mount for 2015-2017 Freightliner M2 106, Pair	94.00
5G Series Super-LED® and LED Grommet Mount Lightheads		
5G*00F*R	5mm LED Warning Light, Amber or Red with 14 Flash Patterns	105.00
5GC0CCCR	Compartment Light, White Super-LED® with Clear Lens	81.00
5GC00WCR	5mm LED Back-up Light, White	117.00
5GFLANGC	Optional Surface Mount Chrome-Plated Flange Kit for 5G Series	21.50
5GFLANGB	Optional Surface Mount Black Flange Kit for 5G Series	8.70
5GBKT1	Optional "L" Bracket, For Use with Grommet Mount Lighthead Only, Each	20.50
5GBOXB	Optional 5G Box, Black	59.00
600 Series Super-LED® Lightheads , Surface Mount, Color LEDs with Color Outer Lens (Unless Specified). Requires Optional Mounting Kit Purchased Separately (See Optional Mounting Section).		
6RB*	Rota-Beam™ Amber, Blue, Red or White, Color Lens	416.00
6RB*C	Rota-Beam™ Amber, Blue or Red, Clear Lens	416.00
60*02S*R	Amber, Blue, Red or White, without Flange, Requires LED Flasher Purchased Separately	194.00
60*02F*R	Amber, Blue, Red or White, Includes Internal Flasher with Flash Patterns, Steady-Burn and Hi/Low Power	194.00
†† 60RA6FCR	1/2 Red, 1/2 Amber, Side-By-Side with Clear Outer Lens with 20 Scan-Lock™ Flash Patterns and Independent On/Off Control of Each Side	239.00
60BR6FCR	1/2 Red, 1/2 Blue, Side-By-Side with Clear Outer Lens with 20 Scan-Lock™ Flash Patterns and Independent On/Off Control of Each Side	239.00
60RC6FCR	1/2 Red, 1/2 White, Side-By-Side with Clear Outer Lens with 20 Scan-Lock™ Flash Patterns and Independent On/Off Control of Each Side	239.00
60C0ELZR	Gradient Opti-Scenelight™, Recess Mount	342.00
6SC0ENZR	Gradient Opti-Scenelight™, Surface Mount	309.00
600 Series 5mm LED Brake/Tail, Turn, & Back-Up Lightheads , Surface Mount, Color LEDs with Color Outer Lens. Requires Optional Mounting Kit Purchased Separately (See Optional Mounting Section).		
60A00TAR	Amber Turn Signal, Populated Arrow Shape without Flange, with Multiple Flash Patterns	143.00
60BTT	LED, Brake/Tail/Turn with 2 Flash Patterns	195.00
60C00VCR	Interior/Back-up Light, Minimum Intensity	143.00
60C00WCR	Interior/Back-up Light, Maximum Intensity	512.00
600 Series Snap-In Halogen Lightheads , Requires Optional Mounting Kit Purchased Separately (See Optional Mounting Section) Consider Applicable 600 or M6 Super-LED® Lightheads.		
60F000*R	Without Flange	160.00
60K000XR	26 Degree Opti-Scenelight™, without Flange	168.00
60K000YR	13 Degree Opti-Scenelight™, without Flange	168.00
60J000CR	Back-up Light without Flange	129.00
60X000RR	Brake/Tail/Turn	138.00
60X000TR	Amber Arrow, without Flange	142.00
Options for 600 Series		
64FKIT	Mounting Kit to Convert 600 Series to Fit in Old-Style 64 Series Hole Cutouts	5.10
6FLANGEB	Black Flange Kit for 600 Series	8.70
6EFLANGE	Chrome-Plated Flange Kit for 600 Series	20.50
6EHDLTMK	Headlight Mounting Kit for AT1 & KD Housing, Includes Bracket & Hardware (Lighthead Purchased Separately)	31.50
PLAST3V	Flange, Chrome-Plated Three Light Vertical (Lightheads Purchased Separately)	165.00
PLAST4V	Flange, Chrome-Plated Four Light Vertical (Lightheads Purchased Separately)	231.00
PLAST4VL	Flange, Chrome-Plated Four Light Vertical, 5mm LED and Super-LED® Only (Lightheads Purchased Separately)	109.00
CAST3	Polished Aluminum Housing for Vertical Mounting, 3 Lamp	245.00
CAST3H	Polished Aluminum Housing for Horizontal Mounting, 3 Lamp	272.00
CAST4V	Polished Aluminum Housing for Vertical Mounting, 4 Lamp	373.00



700 Series Super-LED® Lightheads, Surface Mount, Color LEDs with Color Outer Lens (Unless Specified). Requires Optional Mounting Kit Purchased Separately (See Optional Mounting Section).

	70*02S*R	Red, Blue, Amber or White, without Flange, Requires LED Flasher Purchased Separately	194.00
	70*02F*R	Red, Blue, Amber or White, Includes Internal Flasher with Flash Patterns, Steady-Burn and Hi/Low Power	194.00
††	70RA6FCR	1/2 Red, 1/2 Amber, Side By Side with Clear Outer Lens with 20 Scan-Lock™ Flash Patterns and Independent On/Off Control of Each Side	239.00
	70BR6FCR	1/2 Red, 1/2 Blue, Side By Side with Clear Outer Lens with 20 Scan-Lock™ Flash Patterns and Independent On/Off Control of Each Side	239.00
	70RC6FCR	1/2 Red, 1/2 White, Side By Side with Clear Outer Lens with 20 Scan-Lock™ Flash Patterns and Independent On/Off Control of Each Side	239.00
	70C0ELZR	Gradient Opti-Scenelight™, Recess Mount	342.00
	7SC0ENZR	Gradient Opti-Scenelight™, Surface Mount	309.00
	70CREGCS	Ambulance Interior Light, Red/White with Built-In Individual Switches	297.00

700 Series 5mm LED Brake/Tail/Turn & Back-Up Lightheads, Surface Mount, Color LEDs with Color Outer Lens. Requires Optional Mounting Kit Purchased Separately (See Optional Mounting Section).

	70BTT	LED, Brake/Tail/Turn with 2 Flash Patterns	167.00
	70C00VCR	Interior/Back-up Light, Minimum Intensity	195.00
	70C00WCR	Interior/Back-up Light, Maximum Intensity	436.00
	70A00TAR	Amber Turn Signal, Sequential Chevron Arrow without Flange with Multi-Flash Pattern	132.00

700 Series Snap-In Halogen Lightheads, Requires Optional Mounting Kit Purchased Separately (See Optional Mounting Section). Consider Applicable 700 or M7 Super-LED® Lightheads.

	70F000*R	Without Flange	148.00
	70K000ZR	8-32 Degree Opti-Scenelight™, without Flange	155.00

Options for 700 Series

	7FLANGEB	Black Flange Kit	9.20
	7EFLANGE	Chrome-Plated Flange Kit	17.50
	7CAST3	Polished Cast Aluminum Housing, 3 Lamps	228.00
	73FKIT	Mounting Kit to convert 700 Series to fit in Old Style 73 Series Hole Cutouts	6.15
††	7GCV6LRC	Grille Mount Chrome Housing for 2006-2017 Chevy Express Van, Super-LED® & 5mm, Surface Mount, Pair	76.00
	7PT5R	Rear Light Pod for Six 700 Series Lightheads for the 2015-2017 Ford Transit Medium or High Roof, Lightheads Purchased Separately, Freight Surcharge May Apply	560.00
	7PTM5F	Front Light Pod for Six 700 Series Lightheads for the 2015-2017 Ford Transit Medium Roof, Lightheads Purchased Separately, Freight Surcharge May Apply	560.00
	7PTH5F	Front Light Pod for Six 700 Series Lightheads for the 2015-2017 Ford Transit High Roof, Lightheads Purchased Separately, Freight Surcharge May Apply	560.00
	7HTM5FC	Chrome-Plated Housings, Sold in Pairs for Front Driver and Passenger Side of the 2015-2017 Ford Transit Medium Roof, Four 700 Series Lightheads Purchased Separately	282.00
	7HTM5RC	Chrome-Plated Housings, Sold in Pairs for Rear Driver and Passenger Side of the 2015-2017 Ford Transit Medium Roof, Four 700 Series Lightheads Purchased Separately	282.00
	7HTH5FC	Chrome-Plated Housings, Sold in Pairs for Front Driver and Passenger Side of the 2015-2017 Ford Transit High Roof, Four 700 Series Lightheads Purchased Separately	282.00
	7HTH5RC	Chrome-Plated Housings, Sold in Pairs for Rear Driver and Passenger Side of the 2015-2017 Ford Transit High Roof, Four 700 Series Lightheads Purchased Separately	282.00

810 Series - Relampable Halogen Lightheads, Surface Mount (Less Cable)

	810CA0ZR	8-32 Degree Halogen Scenelight	242.00
	810TRIM	Chrome-Plated Flange Cover	25.50

900 Series Super-LED® Lightheads, Surface Mount (Unless Specified), Color LEDs with Color Outer Lens (Unless Specified). Requires Optional Mounting Flange 90FLANGC & 90FLANGB Purchased Separately.

	90**5S*R	Red, Blue, Amber or White (Single Color Only), without Flange, Requires LED Flasher Purchased Separately	309.00
	90**5F*R	Red, Blue, Amber or White (Single Color Only), Includes Internal Flasher with Flash Patterns, Steady-Burn and Hi/Low Power	309.00
	90RA5FCR	1/2 Red, 1/2 Amber, Over/Under with Clear Outer Lens with Scan-Lock™ Flash Patterns, Independent On/Off Control of Each Level and Hi/Low Power	309.00
	90RB5FCR	1/2 Red, 1/2 Blue, Over/Under with Clear Outer Lens with Scan-Lock™ Flash Patterns, Independent On/Off Control of Each Level and Hi/Low Power	309.00
	90RC5FCR	1/2 Red, 1/2 White, Over/Under with Clear Outer Lens with Scan-Lock™ Flash Patterns, Independent On/Off Control of Each Level and Hi/Low Power	309.00
	9SC0ENZR	Gradient Opti-Scenelight™, Surface Mount, Includes Flange	546.00
	90FLANGB	Black Flange Kit for 900 Series Super-LED® Only	12.50
	90FLANGC	Chrome-Plated Flange Kit for 900 Series Super-LED® Only	25.50

900 Series 5mm LED Brake/Tail & Turn, Lightheads, Surface Mount, Color LEDs with Color Outer Lens. Requires Optional Mounting Purchased Separately (See Optional Mounting Section).

	90A00TAR	Turn Signal, Populated Arrow Shape without Flange, with 17 Flash Patterns, Amber, Left/Right Arrow	260.00
	90BTT	LED, Brake/Tail/Turn with 2 Flash Patterns	389.00

900 Series Snap-In Halogen Lightheads, Optional Mounting Kit Purchased Separately (See Optional Mounting Section). Consider Applicable 900 or M9 Super-LED® Lightheads.

††	90F000*R	Without Flange	142.00
----	----------	----------------	--------




Flashers & Lightheads

All models are 12 Volt D.C. only unless otherwise noted above. For other voltages contact factory.

* Replace symbol in model number with letter indicating lens color or LED color desired: **A** = Amber; **B** = Blue; **C** = Clear/White; **R** = Red; **G** = Green

Replace symbol in model number with letter indicating SPLIT lens or LED color desired: **D** = Red/Clear or White; **E** = Blue/Clear or White; **F** = Amber/Clear or White; **H** = Green/Clear or White; **J** = Red/Blue; **K** = Red/Amber; **L** = Red/Green; **M** = Blue/Amber; **†** (to be discontinued, check availability) **††** (special order, check availability, non-returnable, non-cancelable)

! Indicate length desired: 5 foot, 6 foot, 7 foot or 8 foot \$ Indicates Lower Price

↓  - Special Order, Non-Returnable, Non-Cancelable. See "Made-To-Order" Statement on Table of Contents Page of this Price List.

MODEL	DESCRIPTION	LIST
-------	-------------	------

90E000ZR	Gradient Opti-Scenelight™	181.00
90J000CR	27 Watt Back-Up Light, without Flange	130.00

Options for 900 Series (Except for Super-LED®)

9FLANGEB	Black Flange Kit for 900 Series (Not for Use With 900 Super-LED® Series)	12.50
9EFLANGE	Chrome-Plated Flange Kit for 900 Series (Not for Use With 900 Super-LED® Series)	25.50
97FKIT	Mounting Kit to Convert 900 Series to Fit in Old Style 97 Series Hole Cutouts	7.15

C6 SurfaceMax™ Series Super-LED® Surface Mount, Color Outer Lens, Unless Specified. Optional Mounting Flange Available. 7-1/2" Long x 5-1/8" High, Protrudes 1-1/2".

C6L*	NEW Warning, Red, Blue, Amber or White. Internal Flasher with Scan-Lock™ Flash Patterns and Hi/Low	194.00
C6L*C	NEW Warning, Red, Blue, Amber or White with Clear Lens. Internal Flasher with Scan-Lock™ Flash Patterns and Hi/Low	194.00
C6*S	NEW Warning, Red, Blue, Amber or White. Requires LED Flasher Purchased Separately	194.00
C6*SC	NEW Warning, Red, Blue, Amber or White with Clear Lens. Requires LED Flasher Purchased Separately	194.00
C6T	NEW Amber Turn Signal, Sequential Chevron Arrow	143.00
C6TC	NEW Amber Turn Signal Clear Outer Lens, Sequential Chevron Arrow	143.00
C6BTT	NEW LED Brake/Tail/Turn	195.00
C6BTTC	NEW LED Brake/Tail/Turn, Clear Lens	195.00
C6FC	NEW Optional Chrome Flange	20.50
C6FB	NEW Optional Black Flange	8.70

C7 SurfaceMax™ Series Super-LED® Surface Mount, Color Outer Lens, Unless Specified. Optional Mounting Flange Available. 8-1/4" Long x 4-1/16" High, Protrudes 1-1/2".

C7L*	NEW Warning, Red, Blue, Amber or White. Internal Flasher with Scan-Lock™ Flash Patterns and Hi/Low	194.00
C7L*C	NEW Warning, Red, Blue, Amber or White with Clear Lens. Internal Flasher with Scan-Lock™ Flash Patterns and Hi/Low	194.00
C7*S	NEW Warning, Red, Blue, Amber or White. Requires LED Flasher Purchased Separately	194.00
C7*SC	NEW Warning, Red, Blue, Amber or White with Clear Lens. Requires LED Flasher Purchased Separately	194.00
C7T	NEW Amber Turn Signal, Sequential Chevron Arrow	132.00
C7TC	NEW Amber Turn Signal Clear Outer Lens, Sequential Chevron Arrow	132.00
C7BTT	NEW LED Brake/Tail/Turn	167.00
C7BTTC	NEW LED Brake/Tail/Turn, Clear Lens	167.00
C7FC	NEW Optional Chrome Flange	17.50
C7FB	NEW Optional Black Flange	9.20

C9 SurfaceMax™ Series Super-LED® Surface Mount, Color Outer Lens, Unless Specified. Optional Mounting Flange Available. 9-1/8" Long x 8-1/8" High, Protrudes 1-1/2".

C9L*	NEW Warning, Red, Blue, Amber or White. Internal Flasher with Scan-Lock™ Flash Patterns and Hi/Low	309.00
C9L*C	NEW Warning, Red, Blue, Amber or White with Clear Lens. Internal Flasher with Scan-Lock™ Flash Patterns and Hi/Low	309.00
C9*S	NEW Warning, Red, Blue, Amber or White. Requires LED Flasher Purchased Separately	309.00
C9*SC	NEW Warning, Red, Blue, Amber or White with Clear Lens. Requires LED Flasher Purchased Separately	309.00
C9T	NEW Amber Turn Signal, Sequential Chevron Arrow	260.00
C9TC	NEW Amber Turn Signal Clear Outer Lens, Sequential Chevron Arrow	260.00
C9BTT	NEW LED Brake/Tail/Turn	389.00
C9BTTC	NEW LED Brake/Tail/Turn, Clear Lens	389.00
C9FC	NEW Optional Chrome Flange	25.50
C9FB	NEW Optional Black Flange	12.50

Fluorescent Plus™ Series Super-LED® Compartment Tube Lighting, Includes Both "C" Clip and "P" Clip Mounting.

F09PC	9", Non-Frosted Lens	90.00
F18PC	18", Non-Frosted Lens	131.00
F27PC	27", Non-Frosted Lens	174.00
F36PC	36", Non-Frosted Lens	229.00
F45PC	45", Non-Frosted Lens	281.00
F54PC	54", Non-Frosted Lens	346.00
F63PC	63", Non-Frosted Lens	399.00

Interior Light, 6" Round, Low Profile, Surface Mount Super-LED® Interior Light

60C0EHCR	Super-LED® Ambulance Interior Light. 6" Round Surface Mount	204.00
60C0EJCS	6 Diode Interior Light, White, Includes Switch	185.00
60CREGCS	12 Diode Interior Light, Split Red/White, 6" Round Surface Mount, Includes Switches	204.00
60CBEGCS	12 Diode Interior Light, Split White/Blue, 6" Round Surface Mount, Includes Switches	204.00

Interior Light, 8" Round, Super-LED® Ambulance Interior Lighthouse

80C0EHCR	Super-LED® Ambulance Interior Light. Fits Industry Standard 8" Cutout	168.00
80C00EZR	Super-LED® Ambulance Interior Light. Fits Industry Standard 8" Cutout, No Mounting Hardware Required, Chrome Housing	168.00



8WC00EZR	Super-LED® Ambulance Interior Light. Fits Industry Standard 8" Cutout, No Mounting Hardware Required, White Housing	157.00
80CBEHCR	9 Diode, Super-LED® Interior Light, 6 White with Hi/Low and 3 Blue	332.00
80CREHCR	9 Diode, Super-LED® Interior Light, 6 White with Hi/Low and 3 Red	332.00

Interior Lights (Less Cable)

70CREGCS	Ambulance Interior Light, Red/White with Built-In Individual Switches	297.00
86CE1	12 Diode, Super-LED® 8" x 6" Interior Light, White	428.00
CL25C	Round Compartment Light, Clear, 25 Watt Halogen, Surface Mount	77.00

ION™ Series Super-LED® Universal Light, Includes Universal Mount, Scan-Lock™ Flash Patterns and a 4-Wire Pigtail. (For Chrome or White Housings, Contact Factory for Price, Availability and Minimum Order Requirements).

ION*	Red, Blue, Amber or White, Black Housing	180.00
ION#	Split Color, Clear Lens, Amber/Blue, Amber/White, Red/Blue or Red/White Only, Black Housing	180.00
XON*	Red, Blue, Amber or White, Black Housing with Smoked Lens	190.00
XON#	Split Color, Amber/Blue, Red/Blue & Red/White Only, Black Housing with Smoked Lens	190.00

ION™ Surface Mount Series Super-LED®, Includes Scan-Lock™ Flash Patterns and a 4-Wire Pigtail. (For Chrome or White Housings, Contact Factory for Price, Availability and Minimum Order Requirements).

IONSM*	Red, Blue, Amber or White, Black Housing	180.00
IONSM#	Split Color, Clear Lens, Amber/Blue, Amber/White, Red/Blue or Red/White Only, Black Housing	180.00
XONSM*	Red, Blue, Amber or White, Black Housing with Smoked Lens	190.00
XONSM#	Split Amber/Blue, Red/Blue or Red/White, Black Housing with Smoked Lens	190.00

ION™ DUO™ Series Linear-LED® Universal Light, Includes Universal Mount, Scan-Lock™ Flash Patterns and a 5-Wire Pigtail. (For Chrome or White Housings, Contact Factory for Price, Availability and Minimum Order Requirements).

I2#	Red/Blue, Amber/White, Blue/White, Red/White or Blue/Amber Only, Individual Control of each Color, Black Housing	203.00
XI2#	Red/Blue, Amber/White, Blue/White, Red/White or Blue/Amber Only, Individual Control of each Color, Black Housing with Smoked Lens	214.00

ION™ DUO™ Surface Mount Series Linear-LED®, Scan-Lock™ Flash Patterns and a 5-Wire Pig Tail. (For Chrome or White Housings, Contact Factory for Price, Availability and Minimum Order Requirements)

I2SM#	Red/Blue, Amber/White, Blue/White, Red/White or Blue/Amber Only, Individual Control of each Color, Black Housing	203.00
XI2SM#	Red/Blue, Amber/White, Blue/White, Red/White or Blue/Amber Only, Individual Control of each Color, Black Housing with Smoked Lens	214.00

ION™ TRIO™ Series Linear-LED® Universal Light, Universal Light, Includes Universal Mount, Scan-Lock™ Flash Patterns and a 6-Wire Pigtail. (For Chrome or White Housings, Contact Factory for Price, Availability and Minimum Order Requirements).

I3JC	Red/Blue/White, Individual Control of each Color, Black Housing	234.00
I3JA	Red/Blue/Amber, Individual Control of each Color, Black Housing	234.00
I3KC	Red/Amber/White, Individual Control of each Color, Black Housing	234.00
I3MC	Blue/Amber/White, Individual Control of each Color, Black Housing	234.00
XI3JC	Red/Blue/White, Individual Control of each Color, Black Housing with Smoked Lens	244.00
XI3JA	Red/Blue/Amber, Individual Control of each Color, Black Housing with Smoked Lens	244.00
XI3KC	Red/Amber/White, Individual Control of each Color, Black Housing with Smoked Lens	244.00
XI3MC	Blue/Amber/White, Individual Control of each Color, Black Housing with Smoked Lens	244.00

ION™ TRIO™ Surface Mount Series Linear-LED®, Scan-Lock™ Flash Patterns and a 6-Wire Pig Tail. (For Chrome or White Housings, Contact Factory for Price, Availability and Minimum Order Requirements)

I3SMJC	Red/Blue/White, Individual Control of each Color, Black Housing	234.00
I3SMJA	Red/Blue/Amber, Individual Control of each Color, Black Housing	234.00
I3SMKC	Red/Amber/White, Individual Control of each Color, Black Housing	234.00
I3SMMC	Blue/Amber/White, Individual Control of each Color, Black Housing	234.00
XI3SMJC	Red/Blue/White, Individual Control of each Color, Black Housing with Smoked Lens	244.00
XI3SMJA	Red/Blue/Amber, Individual Control of each Color, Black Housing with Smoked Lens	244.00
XI3SMKC	Red/Amber/White, Individual Control of each Color, Black Housing with Smoked Lens	244.00
XI3SMMC	Blue/Amber/White, Individual Control of each Color, Black Housing with Smoked Lens	244.00

ION™ Wide Angle Series Super-LED® Universal Light, Includes Universal Mount, Scan-Lock Flash Patterns and a 4-Wire Pigtail. (For Chrome or White Housings, Contact Factory for Price, Availability and Minimum Order Requirements).

WION*	Wide Angle, Red, Blue, Amber or White, Black Housing	180.00
WION#	Wide Angle, Split Color, Clear Lens, Amber/Blue, Amber/White, Red/Blue or Red/White Only, Black Housing	180.00
WXON*	Wide Angle, Red, Blue, Amber or White, Black Housing with Smoked Lens	190.00
WXON#	Wide Angle, Split Color, Amber/Blue, Amber/White, Red/Blue or Red/White Only, Black Housing with Smoked Lens	190.00

ION™ Wide Angle Surface Mount Series Super-LED®, Includes Scan-Lock Flash Patterns and a 4-Wire Pigtail. (For Chrome or White Housings, Contact Factory for Price, Availability and Minimum Order Requirements).

WIONSM*	Wide Angle, Red, Blue, Amber or White, Black Housing	180.00
WIONSM#	Wide Angle, Split Color, Clear Lens, Amber/Blue, Amber/White, Red/Blue or Red/White Only, Black Housing	180.00
WXONSM*	Wide Angle, Red, Blue, Amber or White, Black Housing with Smoked Lens	190.00
WXONSM#	Wide Angle, Split Color, Amber/Blue, Red/Blue or Red/White Only, Black Housing with Smoked Lens	190.00

ION™ V-Series™ Super-LED® Universal Light, 180° Warning, Take Down and Puddle Light

IONV3*	Universal Mount ION™ with Combination 180° Warning, Take Down and Puddle Light, Red, Blue, Amber or White Warning, Black Housing.	271.00
--------	---	--------


All models are 12 Volt D.C. only unless otherwise noted above. For other voltages contact factory.

* Replace symbol in model number with letter indicating lens color or LED color desired: **A** = Amber; **B** = Blue; **C** = Clear/White; **R** = Red; **G** = Green

Replace symbol in model number with letter indicating SPLIT lens or LED color desired: **D** = Red/Clear or White; **E** = Blue/Clear or White; **F** = Amber/Clear or White; **H** White; **J** = Red/Blue; **K** = Red/Amber; **L** = Red/Green; **M** = Blue/Amber **†** (to be discontinued, check availability) **‡** (special order, check availability, non-returnable, non-cancelable)

! Indicate length desired: 5 foot, 6 foot, 7 foot or 8 foot **\$** Indicates Lower Price



↓  - Special Order, Non-Returnable, Non-Cancelable. See "Made-To-Order" Statement on Table of Contents Page of this Price List.

MODEL DESCRIPTION LIST

IONV3*W	Universal Mount ION™ with Combination 180° Warning, Take Down and Puddle Light, Red, Blue, Amber or White Warning, White Housing.	271.00
IONV1*	Universal Mount ION™, with Combination 180° and TIR Warning, Single Color, Red, Blue, Amber or White, Black Housing	266.00
IONV1*W	Universal Mount ION™, with Combination 180° and TIR Warning, Single Color, Red, Blue, Amber or White, White Housing	266.00
XONV3*	Universal Mount ION™ with Combination 180° Warning, Take Down and Puddle Light, Red, Blue, Amber or White Warning, Black Housing with Smoked Lens	281.00
XONV1*	Universal Mount ION™, with Combination 180° and TIR Warning, Single Color, Red, Blue, Amber or White, Black Housing with Smoked Lens	276.00

ION™ V-Series™ Super-LED® Surface Mount Lighthead, 180° Warning, Take Down and Puddle Light

IONSV3*	Surface Mount ION™ with Combination 180° Warning, Take Down and Puddle Light, Red, Blue, Amber or White Warning, Black Housing.	271.00
IONSV3*W	Surface Mount ION™ with Combination 180° Warning, Take Down and Puddle Light, Red, Blue, Amber, or White Warning, White Housing	271.00
IONSV3*C	Surface Mount ION™ with Combination 180° Warning, Take Down and Puddle Light, Red, Blue, Amber or White Warning, Chrome Housing	291.00
IONSV1*	Surface Mount ION™, with Combination 180° and TIR Warning, Single Color, Red, Blue, Amber or White, Black Housing	266.00
IONSV1*W	Surface Mount ION™, with Combination 180° and TIR Warning, Single Color, Red, Blue, Amber or White, White Housing	266.00
IONSV1*C	Surface Mount ION™, with Combination 180° and TIR Warning, Single Color, Red, Blue, Amber or White, Chrome Housing	286.00
XONSV3*	Surface Mount ION™ with Combination 180° Warning, Take Down and Puddle Light, Red, Blue, Amber or White Warning, Black Housing with Smoked Lens	281.00
XONSV1*	Surface Mount ION™, with Combination 180° and TIR Warning, Single Color, Red, Blue, Amber or White, Black Housing with Smoked Lens	276.00

Options for ION™, ION™ Wide Angle and ION™ V-Series™ Universal Lights, (For Chrome or White Housings, Contact Factory for Price, Availability and Minimum Order Requirements).

IONK1B	Optional Swivel Mount Bracket, Black	32.50
IONGROM	Grommet Mount Kit	7.15
IONPEDB	Pedestal Mount Kit, Black	69.00
IONBKT1	Optional Universal License Plate Bracket for 2 ION™ Lightheads, Horizontal Mount. Not for Use with ION™ V-Series™	32.50
IONBKT2	Optional Rear Hatch Mounting Brackets (pair) for 2013-2017 Ford Police Interceptor Utility, Requires Six ION™ Series Lightheads Purchased Separately.	74.00
IONBKT4	Optional Rear Hatch Brackets (pair) for 2013-2017 Ford Police Interceptor Utility, Requires Two ION™ Series Lightheads Purchased Separately	25.50
IONBKT5	Universal Mount, Reversed, allows access to mounting screws without removing the light	12.50
IONBKT6	Optional Rear Hatch Mounting Brackets (pair) for 2015-2017 Chevy Tahoe, Requires Two ION™ Series Lightheads purchased Separately	46.00
IONBKT7	Optional Grille Mount Brackets (pair) for 2015-2016 Chevy Tahoe, Requires Four ION™ Series Lightheads Purchased Separately	29.00

ION™ T-Series™ Linear Super-LED®, Surface Mount Lighthead, Includes Clear Lens, Black Flange and Scan-Lock™ Flash Patterns, (Replaces TION Series Lightheads).

TLI*	\$ Red, Blue, Amber or White	135.00
TLI#	\$ Split Color, Amber/Blue, Amber/White, Blue/White, Red/Blue or Red/White Only	135.00
TLI2#	\$ DUO™ Color, Amber/Blue, Amber/White, Blue/White, Red/Blue or Red/White Only	157.00
TLI*X	\$ Red, Blue, Amber or White with Smoked Lens	145.00
TLI#X	\$ Split Color, Amber/Blue, Amber/White, Blue/White, Red/Blue or Red/White Only with Smoked Lens	145.00
TLI2#X	\$ DUO™ Color, Amber/Blue, Amber/White, Blue/White, Red/Blue or Red/White Only with Smoked Lens	167.00
TIONFC	Flange, Chrome	16.50
TIONBKT1	Optional Universal "L" Mounting Bracket for One TLI™ Lighthead	12.50
TIONBKT2	Optional Universal Adjustable License Plate Bracket for Two TLI™ Lightheads	32.50
TIONBKT3	Optional Universal "L" Mounting Bracket for Two TLI™ Lightheads	20.00
TIONBKT4	Optional Universal Over/Under "L" Mounting Bracket for Two TLI™ Lightheads	20.00

M2 Series Super-LED® Surface Mount, Color Outer Lens, Unless Specified. Optional Mounting Flange. 3-5/8" Long x 2-1/8" High x Protrudes 1"

M2*	Warning, Red, Blue, Amber or White	174.00
M2*C	Warning, Red, Blue or Amber with Clear Lens	174.00
M2#	Warning, Split Color with Clear Lens, Red/Amber, Red/White, Red/Blue or Amber/White Only	179.00
M2FC	Flange, Chrome	16.50
M2FB	Flange, Black	9.20
M2GROM	Grommet Mount Kit	8.20
M2PEDB	Pedestal Mount Kit, Black	69.00
M2PEDC	Pedestal Mount Kit, Chrome	75.00



M2 Wide Angle Series Super-LED® Surface Mount, Designed to meet NFPA and KKK specifications, Color Outer Lens, Unless Specified. Optional Mounting Flange

M2W*	Warning, Wide Angle, Red, Blue, Amber or White	174.00
M2W*C	Warning, Wide Angle, Red, Blue or Amber, with Clear Lens	174.00
M2W#	Warning, Wide Angle, Split Color with Clear Lens, Red/Amber or Red/Blue Only	179.00
M2FC	Flange, Chrome	16.50
M2FB	Flange, Black	9.20
M2GROM	Grommet Mount Kit	8.20
M2PEDB	Pedestal Mount Kit, Black	69.00
M2PEDC	Pedestal Mount Kit, Chrome	75.00



M4 Series Linear Super-LED® Surface Mount, Color Outer Lens, Unless Specified. Optional Mounting Flanges Available. 5-1/2" Long x 3-3/8" High, Protrudes 1-3/8".

M4*	Warning, Red, Blue, Amber or White. Internal Flasher with Flash Patterns and Synchronize Feature	188.00
M4*C	Warning, Red, Blue or Amber with Clear Lens. Internal Flasher with Flash Patterns and Synchronize Feature	188.00
M4#	Split Color with Clear Outer Lens, Side-By-Side, Red/Amber, Red/White, Red/Blue or Amber/White Only. Internal Flasher with Flash Patterns and Synchronize Feature	234.00
M4*S	Red, Blue, Amber or White, Requires LED Flasher Purchased Separately	188.00
M4*CS	Red, Blue, Amber or White with Clear Outer Lens, Requires LED Flasher Purchased Separately	188.00
M4V2*	V-Series™ Combination 180° Warning and Perimeter Light, Scan-Lock™ Flash Patterns with Color Outer Lens Over Warning, Red, Blue or Amber Warning	407.00
M4DW*	Combination Driving/Warning Light, Red or Blue Warning with Scan-Lock™ Flash Patterns, Clear Outer Lens	234.00
M4DWJ	Combination Driving/Warning Light, Red Over Blue Warning with Scan-Lock™ Flash Patterns, Clear Outer Lens	234.00
M4FC	Flange, Chrome	16.50
M4FB	Flange, Black	9.20
M4FC400	Flange, Chrome, Adapts M4 to 400 Series Mounting	22.50
M4BRUSH	Brush Guard, Black	45.00
M4CT15B	Fog Light Mount, For 2015-2017 Chevy Tahoe, Pair, Black	71.00
M4TM15B	Mirror Mount for the 2015-2017 Ford Transit, Pair, Black	71.00
M4TB15B	Front Lower Side Mount for the 2015-2017 Ford Transit, Pair, Black	71.00
M4FF15B	Fog Light Mount, Stainless Steel, For 2015-2017 Ford F-150, Pair, Black	89.00



Flashers & Lightheads


M6 Series Linear Super-LED® Surface Mount, Color Outer Lens, Unless Specified. Optional Mounting Flanges Available. 6-3/4" Long x 4-5/16" High, Protrudes 1-3/8".

M6V2*	V-Series™, Combination 180° Warning and Perimeter Light, Scan-Lock™ Flash Patterns with Color Outer Lens Over the Warning Light, Red, Blue or Amber Warning	601.00
M6V2*C	V-Series™, Combination 180° Warning and Perimeter Light, Scan-Lock™ Flash Patterns with Clear Outer Lens over the Warning Light, Red, Blue or Amber Warning	601.00
M6*	Warning, Red, Blue, Amber or White. Internal Flasher with Flash Patterns and Synchronize Feature	229.00
M6*C	Warning, Red, Blue or Amber with Clear Lens. Internal Flasher with Flash Patterns and Synchronize Feature	229.00
M6#	Split Color with Clear Outer Lens, Side-By-Side, Red/Amber, Red/Blue, Red/White or Amber/White Only. Internal Flasher with Flash Patterns and Synchronize Feature	250.00
M6*S	Red, Blue, Amber or White, Requires LED Flasher Purchased Separately	229.00
M6*CS	Red, Blue, Amber or White with Clear Outer Lens, Requires LED Flasher Purchased Separately	229.00
M6BTT	Brake/Tail/Turn	167.00
M6T	Amber Turn Signal, Sequential Chevron Arrow without Flange with Multi-Flash Pattern	145.00
M6BUW	Back-Up Light	223.00
M6ZC	Gradient Scenelight	386.00
M6FC	Flange, Chrome	16.50
M6FB	Flange, Black	9.20
M6P15C	15° Angled Surface Mount Housing, Chrome	80.00
M6P15B	15° Angled Surface Mount Housing, Black	39.00
M6FC600	Flange, Chrome, Adapts M6 to 600 Series Mounting	25.50
M6BRUSH	Brush Guard, Black	45.00
M6HDLMTK	Headlight Mounting Kit for AT1 & KD Housings, Includes Hardware	79.00
M6FCV2	Flange, Chrome, Two Light, Vertical, Lightheads Purchased Separately	113.00
M6FCV3	Flange, Chrome, Three Light, Vertical, Lightheads Purchased Separately	156.00
M6FCV4	Flange, Chrome, Four Light, Vertical, Lightheads Purchased Separately	223.00
M6PTM5F	Front Light Pod for Eight M6 Lightheads for the 2015-2017 Ford Transit Medium Roof, Lightheads Purchased Separately, Freight Surcharge May Apply	560.00
M6PT5R	Rear Light Pods (2 Piece) for Six M6 Lightheads for the 2015-2017 Ford Transit Medium or High Roof, Lightheads Purchased Separately, Freight Surcharge May Apply	560.00
M6PTH5F	Front Light Pod for Eight M6 Series Lightheads for the 2015-2017 Ford Transit High Roof, Lightheads Purchased Separately, Freight Surcharge May Apply	560.00
M6WLENX	Replace Clear Lens with a Smoked Lens, For M6 Warning Models Only	10.50



All models are 12 Volt D.C. only unless otherwise noted above. For other voltages contact factory.

* Replace symbol in model number with letter indicating lens color or LED color desired: **A** = Amber; **B** = Blue; **C** = Clear/White; **R** = Red; **G** = Green

Replace symbol in model number with letter indicating SPLIT lens or LED color desired: **D** = Red/Clear or White; **E** = Blue/Clear or White; **F** = Amber/Clear or White; **H** = Green/Clear or White; **J** = Red/Blue; **K** = Red/Amber; **L** = Red/Green; **M** = Blue/Amber; **↑** (to be discontinued, check availability)  (special order, check availability, non-returnable, non-cancelable)

! Indicate length desired: 5 foot, 6 foot, 7 foot or 8 foot \$ Indicates Lower Price

↓ †† - Special Order, Non-Returnable, Non-Cancelable. See "Made-To-Order" Statement on Table of Contents Page of this Price List.

MODEL DESCRIPTION LIST
M7 Series Linear Super-LED® Surface Mount, Color Outer Lens, Unless Specified. Optional Mounting Flanges Available. 7-5/8" Long x 3-3/8" High, Protrudes 1-3/8".

M7*	Warning, Red, Blue, Amber or White. Internal Flasher with Flash Patterns and Synchronize Feature	229.00
M7°C	Warning, Red, Blue or Amber with Clear Lens. Internal Flasher with Flash Patterns and Synchronize Feature	229.00
M7#	Split Color with Clear Outer Lens, Side-By-Side, Red/Amber, Red/White, Red/Blue and Amber/White Only. Internal Flasher with Flash Patterns and Synchronize Feature	250.00
M7*S	Red, Blue, Amber or White, Requires LED Flasher Purchased Separately	229.00
M7*CS	Red, Blue, Amber or White with Clear Outer Lens, Requires LED Flasher Purchased Separately	229.00
M7ZC	Gradient Scenelight	229.00
M7FC	Flange, Chrome	16.50
M7FB	Flange, Black	9.20
M7FC700	Flange, Chrome, Adapts M7 to 700 Series Mounting	35.00
M7BRUSH	Brush Guard, Black	45.00
M7BKT1	Optional Universal Mounting Bracket for One Lighthead	19.50
M7WLENX	Replace Clear Lens with a Smoked Lens, For M7 Warning Models Only	10.50



M9 Series Linear Super-LED® Surface Mount, Color Outer Lens, Unless Specified. Optional Mounting Flanges Available. 10-3/8" Long x 6-1/2" High, Protrudes 1-3/8".

M9V2*	V-Series™, Combination 180° Warning and Scene Light, Scan-Lock™ Flash Patterns with Color Outer Lens Over the Warning Light, Red, Blue or Amber Warning, Includes Chrome-Plated Flange	903.00
M9V2°C	V-Series™, Combination 180° Warning and Scene Light, Scan-Lock™ Flash Patterns with Clear Outer Lens over the Warning Light, Red, Blue or Amber Warning, Includes Chrome-Plated Flange	903.00
M9*	Warning, Red, Blue, Amber or White. Internal Flasher with Flash Patterns and Synchronize Feature	343.00
M9°C	Warning, Red, Blue or Amber with Clear Lens. Internal Flasher with Flash Patterns and Synchronize Feature	343.00
M9#	Split Color with Clear Outer Lens, Side-By-Side, Red/Amber, Red/Blue & Red/White Only. Internal Flasher with Flash Patterns and Synchronize Feature	343.00
M9*S	Red, Blue, Amber or White, Requires LED Flasher Purchased Separately	343.00
M9*CS	Red, Blue, Amber or White with Clear Outer Lens, Requires LED Flasher Purchased Separately	343.00
M92#	DUO™ Red/Blue, Red/White, Blue/Amber, Blue/White or Amber/White Only, Scan-Lock™ Flash Patterns and Low Power	356.00
M9*CZ	Combination Warning/Scene Light, Scan-Lock™ Flash Patterns, Synchronize Feature and Hi/Low with Clear Outer Lens	343.00
M9JCZ	DUO™ Red/Blue, Combination Warning/Scene Light, Scan-Lock™ Flash Patterns, Synchronize Feature and Hi/Low with Clear Outer Lens	359.00
M9LZC	Scenelight, White, Includes Flange	580.00
M9BTTX	Brake/Tail/Turn	372.00
M9T	Amber Turn	414.00
M9BUW	Back-Up Light	433.00
M9FC	Flange, Chrome	25.50
M9FB	Flange, Black	9.20
M9FC900	Flange, Chrome, Adapts M9 Warning to 900 Series Mounting	46.00
M9FCZ900	Flange Chrome, Adapts M9 Scenelight to 900 Series Mounting	62.00
M9VFC900	Flange, Chrome, Adapts M9V to 900 Series Mounting	46.00
M9BRUSH	Brush Guard, Black	71.00
M9WLENX	NEW Replace Clear Lens with a Smoked Lens, For M9 Warning Models Only	10.50
M9HTM5FC	Chrome-Plated Housings, Sold in Pairs for Front Driver and Passenger Side of the 2015-2017 Ford Transit Medium Roof, Two M9 Series Lightheads Purchased Separately	282.00
M9HTM5RC	Chrome-Plated Housings, Sold in Pairs for Rear Driver and Passenger Side of the 2015-2017 Ford Transit Medium Roof, Two M9 Series Lightheads Purchased Separately	282.00
M9HTH5FC	Chrome-Plated Housings, Sold in Pairs for Front Driver and Passenger Side of the 2015-2017 Ford Transit High Roof, Two M9 Series Lightheads Purchased Separately	282.00
M9HTH5RC	Chrome-Plated Housings, Sold in Pairs for Rear Driver and Passenger Side of the 2015-2017 Ford Transit High Roof, Two M9 Series Lightheads Purchased Separately	282.00



Micro Freedom® Super-LED® Lighthead Assemblies, Mirror Mount Bracket Sold Separately (with 20' Cable).

†† MCFLD2*	Freedom®, Two Linear Super-LED®s with a Built-in Flasher, 8.2"W x 10"D x 3.5"H, Blue, Red and/or Amber	771.00
†† MCSLED2*	Micro LFL Liberty™, Two Linear Super-LED®s with Built-in Flasher, 9.5" L x 12" D x 2.5" H, Blue, Red and/or Amber	663.00

Micron™ Series Super-LED® Lighthead, Includes Scan-Lock™ Flash Patterns, and a 4-Wire Pigtail.

MCRNS*	Surface Mount, Red, Blue, Amber or White, Black Flange	156.00
MCRNS#	Surface Mount, Split Color, Clear Lens, Red/Amber, Amber/White, Red/Blue or Red/White Only, Black Flange	162.00
MCRNS*X	Surface Mount, Red, Blue, Amber or White, Black Flange with Smoked Lens	166.00
MCRNS#X	Surface Mount, Split Color, Red/Amber, Amber/White, Red/Blue or Red/White Only, Black Flange with Smoked Lens	172.00



MCRNSC*	Surface Mount, Red, Blue, Amber or White, Chrome Flange	177.00
MCRNSC#	Surface Mount, Split Color, Red/Amber, Amber/White, Red/Blue or Red/White Only, Chrome Flange	182.00
MCRNT*	Stud Mount, Red, Blue, Amber or White	156.00
MCRNT#	Stud Mount, Split Color, Red/Amber, Amber/White, Blue/Amber, Red/Blue or Red/White Only	162.00
MCRNT*X	Stud Mount, Red, Blue, Amber or White, with Smoked Lens	166.00
MCRNT#X	Stud Mount, Split Color, Red/Amber, Amber/White, Red/Blue or Red/White Only, with Smoked Lens	172.00
MCRNB1	"L" Angle Mounting Bracket, Black	12.50
MCRNB2	Optional Universal License Plate Bracket for Two MCRNS Lightheads, Horizontal Mount	32.50

Mirror-Beam™ Mirror Mounted Super-LED® Series Lightheads, Includes 15' Cable with AMP Connectors, Textured Black Finish, Sold in Pairs. Available in Blue, Red and/or Amber. For White Super-LEDs®, Contact Factory for Pricing.

MBCT15**	Chevy Tahoe and Suburban 1500, 2015-2017	395.00
MXCT15**	Chevy Tahoe and Suburban 1500, 2015-2017 with Smoked Lens	416.00
MBCT15JJ	Chevy Tahoe and Suburban 1500, 2015-2017, Two Split Red/Blue Lightheads	395.00
MXCT15JJ	Chevy Tahoe and Suburban 1500, 2015-2017, Two Split Red/Blue Lightheads with Smoked Lens	416.00
MBDC11**	Dodge Charger, 2011-2017	395.00
MBDC11JJ	Dodge Charger, 2011-2017, Two Split Red/Blue Lightheads	395.00
MXDC11**	Dodge Charger, 2011-2017 with Smoked Lens	416.00
MXDC11JJ	Dodge Charger, 2011-2017, Two Split Red/Blue Lightheads with Smoked Lens	416.00
MBFT11**	Ford Police Interceptor, 2013-2017	395.00
MBFT11JJ	Ford Police Interceptor, 2013-2017, Two Split Red/Blue Lightheads	395.00
MXFT11**	Ford Police Interceptor, 2013-2017 with Smoked Lens	416.00
MXFT11JJ	Ford Police Interceptor, 2013-2017, Two Split Red/Blue Lightheads with Smoked Lens	416.00
MBFX11**	Ford Police Interceptor Utility, 2013-2017	395.00
MBFX11JJ	Ford Police Interceptor Utility, 2013-2017, Two Split Red/Blue Lightheads	395.00
MXFX11**	Ford Police Interceptor Utility, 2013-2017 with Smoked Lens	416.00
MXFX11JJ	Ford Police Interceptor Utility, 2013-2017, Two Split Red/Blue Lightheads with Smoked Lens	416.00

Mirror-Beam™ ION™ V-Series™ Mirror Mounted Super-LED® Series Lightheads, Includes 15' Cable, Textured Black Finish, Sold in Pairs, Available in Red, Blue, Amber and/or White.

VMCT15**	Chevy Tahoe and Suburban 1500, 2015-2017	577.00
VXCT15**	Chevy Tahoe and Suburban 1500, 2015-2017 with Smoked Lens	598.00
VMDC11**	Dodge Charger, 2011-2017	577.00
VXDC11**	Dodge Charger, 2011-2017 with Smoked Lens	598.00
VMFT11**	Ford Police Interceptor, 2013-2017	577.00
VXFT11**	Ford Police Interceptor, 2013-2017 with Smoked Lens	598.00
VMFX11**	Ford Police Interceptor Utility, 2013-2017	577.00
VXFX11**	Ford Police Interceptor Utility, 2013-2017 with Smoked Lens	598.00

Pan & Tilt™ Super-LED® Spotlight

PT360P	Permanent Mount with Wired Control	1015.00
PT360PW	Permanent Mount with Wireless Control	1061.00
PT360F	Flange Mount with Wired Control	1015.00
PT360FW	Flange Mount with Wireless Control	1061.00

PAR-36 Super-LED® Floodlights and Spotlights

P36SLC	PAR-36, 12/24 VDC, Replacement	194.00
P36SLCHG	PAR-36, 12/24 VDC, Combination Spotlight/Floodlight. Includes Rubber Swivel Housing with Stainless Steel Bracket and Hardware	218.00
P36HHS	PAR-36, Super-LED® Hand Held Combination Spotlight/Floodlight, 12/24 VDC, Includes Cigar Cord, On/Off Switch and Magnet	410.00

PAR-36 Round Super-LED® Work Light, Cast Aluminum and Includes Pedestal/Swivel Mount, Standard.

3PC0C0CD	White, Intensity Level 3, Deutsch® Connector	359.00
----------	--	--------

PAR-36 Round Super-LED® Work Light with Pedestal/Swivel Mount, Built-in On/Off Switch and Removable "T" Handle.


PFBP12	12 Super-LED® Floodlight, Black Housing	442.00
PFBP12C	12 Super-LED® Floodlight, Black Housing with Chrome Rear Cover	453.00
PFBP6	6 Super-LED® Floodlight, Black Housing	376.00
PFBP6C	6 Super-LED® Floodlight, Black Housing with Chrome Rear Cover	386.00
PSBP12	12 Super-LED® Spotlight, Black Housing	442.00
PSBP12C	12 Super-LED® Spotlight, Black Housing with Chrome Rear Cover	453.00
PSBP6	6 Super-LED® Spotlight, Black Housing	376.00
PSBP6C	6 Super-LED® Spotlight, Black Housing with Chrome Rear Cover	386.00

PAR-36 Round Super-LED® Work Light with Stud/Swivel Mount.

PFBS12	12 Super-LED® Floodlight, Black Housing	298.00
PFBS12C	12 Super-LED® Floodlight, Black Housing with Chrome Rear Cover	309.00
PFBS6	6 Super-LED® Floodlight, Black Housing	234.00
PFBS6C	6 Super-LED® Floodlight, Black Housing with Chrome Rear Cover	244.00
PSBS12	12 Super-LED® Spotlight, Black Housing	298.00
PSBS12C	12 Super-LED® Spotlight, Black Housing with Chrome Rear Cover	309.00
PSBS6	6 Super-LED® Spotlight, Black Housing	234.00
PSBS6C	6 Super-LED® Spotlight, Black Housing with Chrome Rear Cover	244.00
PFBS6S	6 Super-LED® Floodlight, Black Housing with Switch	234.00

All models are 12 Volt D.C. only unless otherwise noted above. For other voltages contact factory.

* Replace symbol in model number with letter indicating lens color or LED color desired: **A** = Amber; **B** = Blue; **C** = Clear/White; **R** = Red; **G** = Green

Replace symbol in model number with letter indicating SPLIT lens or LED color desired: **D** = Red/Clear or White; **E** = Blue/Clear or White; **F** = Amber/Clear or White; **H** = Green/Clear or White; **J** = Red/Blue; **K** = Red/Amber; **L** = Red/Green; **M** = Blue/Amber † (to be discontinued, check availability)  (special order, check availability, non-returnable, non-cancelable)

! Indicate length desired: 5 foot, 6 foot, 7 foot or 8 foot \$ Indicates Lower Price



Flashers & Lightheads



↓ †† - Special Order, Non-Returnable, Non-Cancelable. See "Made-To-Order" Statement on Table of Contents Page of this Price List.

MODEL DESCRIPTION LIST

PFB512S	12 Super-LED® Floodlight, Black Housing with Switch	298.00
PSBS6S	6 Super-LED® Spotlight, Black Housing with Switch	234.00
PSBS12S	12 Super-LED® Spotlight, Black Housing with Switch	298.00

PAR-46 Super-LED® Steady-Burn Floodlights, Spotlights and Combination Spotlight and Warning Light

P46SLC	PAR-46, 12 VDC, Replacement, 2° Spotlight	260.00
P46SLCX	PAR-46, 12 VDC, Replacement, 2° Spotlight, with Smoked Lens	270.00
P46FL*	PAR-46, 12 VDC, Replacement, 8° Spotlight, Red, Blue, Amber or White (Steady-Burn)	260.00
P46FLCX	PAR-46, 12 VDC, Replacement, 8° Spotlight, with Smoked Lens	270.00
P46WL*	PAR-46, 12 VDC, Replacement, 20° High x 60° Wide Floodlight Pattern, Red, Blue, Amber or White (Steady-Burn)	260.00
P46WLCX	PAR-46, 12 VDC, Replacement, 20° High x 60° Wide Floodlight Pattern, with Smoked Lens	270.00
P46SLCHG	PAR-46, Spotlight 12 VDC, Includes Rubber Swivel Housing with Stainless Steel Bracket and Hardware	288.00
P46HHS	PAR-46, Super-LED® Hand Held Spotlight, 12 VDC, Includes Cigar Cord, On/Off Switch and Magnet	486.00
P46S2*	PAR-46, 12 VDC, Replacement, 8° Spotlight with Red or Blue Warning. For Unity® Spotlight Mounting Only. One Wire Control for Spot and Warning	343.00
P46S2X	PAR-46 12 VDC, Replacement, California Steady Red and 8° Spotlight, for Unity® Spotlight Mounting Only. One Wire Control of Steady Red and Spotlight Override	343.00
P46S2X2	PAR-46 12 VDC, Replacement, 8° Spot Light with California Steady Red, for Unity® Spot Light Mounting Only. One Wire Control of Spot light and Steady Red Override	343.00
P46S2*3	PAR-46, 12 VDC, Replacement, 8° Spotlight with Red or Blue Warning. For Unity® Spotlight Mounting. One Wire Color Control for Spot, Warning and Alternate Flash of Spot/Warning	343.00
P46S3*H	PAR-46, 12 VDC, 8° Spotlight with Red or Blue Warning. Includes Rubber Swivel Housing with Stainless Steel Bracket and Hardware. Independent Control of Spotlight and Warning Light with Spot Light Override	371.00

Perimeter Enhancement Light, Super-LED®, Steady White.

PELCC	Chrome Flange, White	210.00
PELCB	Black Flange, White	210.00

Pioneer Micro™ Series, Super-LED® Work/Scene Light, Includes Mounting Bracket and 3 Additional Interchangeable Optic Lenses.

MPBW	Bail/Stud Mount, White Housing	421.00
MPBB	Bail/Stud Mount, Black Housing	421.00
MPPW	Low Profile Pedestal/Swivel Mount, White Housing	579.00
MPPWCS	Low Profile Pedestal/Swivel Mount, White Housing with Chrome Cover and On/Off Switch	599.00
MPPB	Low Profile Pedestal/Swivel Mount, Black Housing	579.00
MPPBBS	Low Profile Pedestal/Swivel Mount, Black Housing with Black Cover and On/Off Switch	579.00
MPPBCS	Low Profile Pedestal/Swivel Mount, Black Housing with Chrome Cover and On/Off Switch	599.00
MPRW	Straight Recessed Mount, White	516.00
MPRB	Straight Recessed Mount, Black	516.00
MPR15W	15 Degree Recessed Mount, White	516.00
MPR15B	15 Degree Recessed Mount, Black	516.00
NPBKT1	2013-2016 Ford F-250/350 Super Duty Pillar/Hood Mount Bracket for Micro Pioneer™ Bail/Stud Mount or Nano™ Pioneer Bail Mount	79.00
NPBKT2	2015-2017 Ford F-150 Pillar/Hood Mount Bracket for Micro Pioneer™ Bail/Stud Mount or Nano™ Pioneer Bail Mount	109.00

Pioneer Nano™ NP Series, Includes Bail Mount, Two Interchangeable Lenses (8° and 40° X 20°) and a 6' Harness.

NP3BW	3-LED, with Bail Mount, White	208.00
NP3BB	3-LED, with Bail Mount, Black	208.00
NP6BW	6-LED, with Bail Mount, White	260.00
NP6BB	6-LED, with Bail Mount, Black	260.00
NPBKT1	2013-2016 Ford F-250/350 Super Duty Pillar/Hood Mount Bracket for Micro Pioneer™ Bail/Stud Mount or Nano™ Pioneer Bail Mount	79.00
NPBKT2	2015-2017 Ford F-150 Pillar/Hood Mount Bracket for Micro Pioneer™ Bail/Stud Mount or Nano™ Pioneer Bail Mount	109.00

Pioneer™ Series and Pioneer Plus™ Series, White Housing, 12 VDC unless noted, Super-LED® Flood/Spot Lights. Requires Optional Mounting Kit Purchased Separately, Unless Specified. For Black Housing, Add a "B" to the End of the Model Number, Contact Factory for Availability.

PFA1	Single Panel Pioneer™ Floodlight	640.00
PFA1LP	PFA1 with Low Profile Pedestal/Swivel Mount	796.00
PFH1	NEW Single Panel Pioneer Plus™ Floodlight (Replaces PFP1)	858.00
†† PFP1	Single Panel Pioneer Plus™ Floodlight	858.00
PCH1	NEW Single Panel Pioneer Plus™ Combination Flood/Spot with Proclera™ Silicone Optics (Replaces PFS1)	858.00
†† PFS1	Single Panel Pioneer Plus™ Combination Flood/Spot	858.00
PFH1LP	NEW PFH1 with Low Profile Pedestal/Swivel Mount (Replaces PFP1LP)	1014.00
†† PFP1LP	PFP1 with Low Profile Pedestal/Swivel Mount	1014.00
PFA2	Dual Panel Pioneer™ Floodlight	1121.00
PFH2	NEW Dual Panel Pioneer Plus™ Floodlight (Replaces PFP2)	1497.00



††	PFP2	Dual Panel Pioneer Plus™ Floodlight	1497.00
	PSP1	Single Panel Pioneer Plus™ Spotlight, 8°	858.00
	PSP1LP	PSP1 with Low Profile Pedestal/Swivel Mount	1014.00
	PTP1	Single Panel Pioneer Plus™ Spotlight, 2°	858.00
	PTP1LP	PTP1 with Low Profile Pedestal/Swivel Mount	1014.00
	PCH2	NEW Dual Panel Pioneer Plus™ Combination Flood/Spot with Proclera™ Silicone Optics (Replaces PFS2)	1497.00
††	PFS2	Dual Panel Pioneer Plus™ Combination Flood/Spot	1497.00
	PFP1AC	Single Panel Pioneer Plus™ Floodlight, 115 VAC, UL® Listed	1030.00
	PSP1AC	Single Panel Pioneer Plus™, Spot Light, 8°, 115 VAC, UL® Listed	1030.00
	PSP1ALP	PSP1AC with Low Profile Pedestal/Swivel Mount, 115 VAC, UL® Listed	1186.00
	PFP2AC	Dual Panel Pioneer Plus™ Floodlight, 115 VAC, UL® Listed	1787.00
	PCP2AFS	Dual Panel Pioneer Plus™ Combination Flood (Left)/Spotlight (Right), 115 VAC, UL® Listed	1787.00
	PCP2ASF	Dual Panel Pioneer Plus™ Combination Spot (Left)/Floodlight (Right), 115 VAC, UL® Listed	1787.00
	PCP3	Pioneer Plus™ Max Combination Flood and 8° Spotlight	1920.00
	PCP3A	Pioneer Plus™ Max Combination Flood and 8° Spotlight, 115 VAC, UL® Listed	1920.00

Options for Pioneer™ & Pioneer Plus™ Series. For Black Housing, Add a "B" to the End of the Model Number, Contact Factory for Availability.

	PBA106U	Universal Bail Mount Bracket (Vertical or Horizontal), White, For Single Pioneer™ (PFA1/PFP1)	101.00
	PBH106U	NEW Universal Bail Mount Bracket (Vertical or Horizontal), White, For Single Pioneer™ PFH1/PCH1	101.00
	PBA206U	Universal Bail Mount Bracket (Vertical or Horizontal), White, For Dual Pioneer™ (PFA2/PFP2)	115.00
	PBH206U	NEW Universal Bail Mount Bracket (Vertical or Horizontal), White, For Dual Pioneer™ PFH2/PCH2	115.00
	PBA103	Semi-Recess Housing with Chrome Flange, Mounts Single Pioneer™ (PFA1/PFP1) Straight or at a 15° Angle	299.00
	PBH103	NEW Semi-Recess Housing with Chrome Flange, Mounts Single Pioneer™ PFH1/PCH1 Straight or at a 15° Angle	299.00
	PBA203	Semi-Recess Housing with Chrome Flange, Mounts Dual Pioneer™ (PFA2/PFP2) Straight or at a 15° Angle	324.00
	PBH203	NEW Semi-Recess Housing with Chrome Flange, Mounts Dual Pioneer™ PFH2/PCH2 Straight or at a 15° Angle	324.00
	PBAINTC	Brow Mount Brackets, Center Mount for International 4300, 4400, 7400 and Terrastar Chassis (Dual Pioneer™ Only)	163.00
	PBHINTC	NEW Brow Mount Brackets, Center Mount for International 4300, 4400, 7400 and Terrastar Chassis PFH2/PCH2 Only	163.00
	PFLASH	Flasher with Steady-Burn Override, Multiple Flash Patterns	109.00

Pioneer™ and Pioneer Plus™ Series, Includes Handle and Pole/Pedestal Mount Adapter, (Pole or Pedestal Purchased Separately), White Housing, 12 VDC unless noted, Super-LED® Flood/Spot Lights. For Black Housing, Add a "B" to the End of the Model Number, Contact Factory for Availability.

	PFA1P	Single Panel Pioneer™ with Pole/Pedestal Mount Adapter	884.00
	PFA1P1	Single Panel Pioneer™ with Pole/Pedestal Mount Adapter and On/Off Switch	910.00
	PFH1P	NEW Single Panel Pioneer Plus™ with Pole/Pedestal Mount Adapter (Replaces PFP1P)	1100.00
††	PFP1P	Single Panel Pioneer Plus™ with Pole/Pedestal Mount Adapter	1100.00
	PFH1P1	NEW Single Panel Pioneer Plus™ with Pole/Pedestal Mount Adapter and On/Off Switch (Replaces PFP1P1)	1126.00
††	PFP1P1	Single Panel Pioneer Plus™ with Pole/Pedestal Mount Adapter and On/Off Switch	1126.00
	PFA2P	Dual Panel Pioneer™ with Pole/Pedestal Mount Adapter	1367.00
	PFA2P1	Dual Panel Pioneer™ with Pole/Pedestal Mount Adapter and On/Off Switch	1394.00
	PFH2P	NEW Dual Panel Pioneer Plus™ with Pole/Pedestal Mount Adapter (Replaces PFP2P)	1741.00
††	PFP2P	Dual Panel Pioneer Plus™ with Pole/Pedestal Mount Adapter	1741.00
	PFH2P1	NEW Dual Panel Pioneer Plus™ with Pole/Pedestal Mount Adapter and On/Off Switch (Replaces PFP2P1)	1766.00
††	PFP2P1	Dual Panel Pioneer Plus™ with Pole/Pedestal Mount Adapter and On/Off Switch	1766.00
	PSP1P	Single Panel Pioneer Plus™, 8° Spotlight with Pole/Pedestal Mount Adapter	1100.00
	PSP1P1	Single Panel Pioneer Plus™, 8° Spotlight with Pole/Pedestal Mount Adapter and On/Off Switch	1126.00
	PSP1AP	Single Panel Pioneer Plus™, 8° Spotlight, 115 VAC, UL® Listed with Pole/Pedestal Mount Adapter	1186.00
	PSP1AP1	Single Panel Pioneer Plus™, 8° Spotlight, 115 VAC, UL® Listed with Pole/Pedestal Mount Adapter and On/Off Switch	1213.00
	PCH1P	NEW Single Panel Pioneer™ with Pole/Pedestal Mount Adapter, Combination Flood/Spot with Proclera™ Silicone Optics (Replaces PFS1P)	1100.00
††	PFS1P	Single Panel Pioneer™ with Pole/Pedestal Mount Adapter, Combination Flood/Spot	1100.00
	PCH1P1	NEW Single Panel Pioneer™ with Pole/Pedestal Mount Adapter and On/Off Switch, Combination Flood/Spot with Proclera™ Silicone Optics (Replaces PFS1P1)	1126.00
††	PFS1P1	Single Panel Pioneer™ with Pole/Pedestal Mount Adapter and On/Off Switch, Combination Flood/Spot	1126.00
	PCH2P	NEW Dual Panel Pioneer™ with Pole/Pedestal Mount Adapter, Combination Flood/Spot with Proclera™ Silicone Optics (Replaces PFS2P)	1741.00
††	PFS2P	Dual Panel Pioneer™ with Pole/Pedestal Mount Adapter, Combination Flood/Spot	1741.00

All models are 12 Volt D.C. only unless otherwise noted above. For other voltages contact factory.

* Replace symbol in model number with letter indicating lens color or LED color desired: **A** = Amber; **B** = Blue; **C** = Clear/White; **R** = Red; **G** = Green

Replace symbol in model number with letter indicating SPLIT lens or LED color desired: **D** = Red/Clear or White; **E** = Blue/Clear or White; **F** = Amber/Clear or White; **H** = Green/Clear or White; **J** = Red/Blue; **K** = Red/Amber; **L** = Red/Green; **M** = Blue/Amber; **†** (to be discontinued, check availability) **††** (special order, check availability, non-returnable, non-cancelable)

! Indicate length desired: 5 foot, 6 foot, 7 foot or 8 foot \$ Indicates Lower Price



↓ †† - Special Order, Non-Returnable, Non-Cancelable. See "Made-To-Order" Statement on Table of Contents Page of this Price List.

MODEL DESCRIPTION LIST

	PCH2P1	NEW Dual Panel Pioneer™ with Pole/Pedestal Mount Adapter and On/Off Switch, Combination Flood/Spot with Proclera™ Silicone Optics (Replaces PFS2P1)	1766.00
††	PFS2P1	Dual Panel Pioneer™ with Pole/Pedestal Mount Adapter and On/Off Switch, Combination Flood/Spot	1766.00
	PFP1AP	Single Panel Pioneer Plus™, 115 VAC, with Pole/Pedestal Mount Adapter	1273.00
	PFP1AP1	Single Panel Pioneer Plus™, 115 VAC, with Pole/Pedestal Mount Adapter and On/Off Switch	1299.00
	PFP2AP	Dual Panel Pioneer Plus™, 115 VAC, with Pole/Pedestal Mount Adapter	2029.00
	PFP2AP1	Dual Panel Pioneer Plus™, 115 VAC, with Pole/Pedestal Mount Adapter and On/Off Switch	2056.00
	PBAPEDD	Pedestal Mount Kit for Pioneer™ with Pole/Pedestal Mount Adapter	316.00
	PBAPEDDL	Locking Pedestal Mount Kit for Pioneer™ with Pole/Pedestal Mount Adapter	373.00
	PBAPEDA	Pedestal Mount Kit for 115 VAC Pioneer™ with Pole/Pedestal Mount Adapter	316.00
	PBAPEDAL	Locking Pedestal Mount Kit for 115 VAC Pioneer™ with Pole/Pedestal Mount Adapter	373.00
	PCP2AP	Dual Panel Pioneer Plus™ Combination Flood/8° Spotlight, 115 VAC, UL® Listed with Pole/Pedestal Mount Adapter	2056.00
	PCP2AP1	Dual Panel Pioneer Plus™ Combination Flood/8° Spotlight, 115 VAC, UL® Listed with Pole/Pedestal Mount Adapter and On/Off Switch	2056.00
	PCP3P	Pioneer Plus Max™ Combination Flood and 8° Spotlight with Pole/Pedestal Mount Adapter	2076.00
	PCP3P1	Pioneer Plus Max™ Combination Flood and 8° Spotlight with Pole/Pedestal Mount Adapter and On/Off Switch	2103.00
	PCP3AP	Pioneer Plus Max™ Combination Flood and 8° Spotlight, 115 VAC, UL® Listed with Pole/Pedestal Mount Adapter	2076.00
	PCP3AP1	Pioneer Plus Max™ Combination Flood and 8° Spotlight, 115 VAC, UL® Listed with Pole/Pedestal Mount Adapter and On/Off Switch	2103.00

Pioneer Quad™, 4 Panel, 115 VAC Floodlight and Combination Flood/Spotlight

	PFP4AWB	Pioneer Quad™, Flood, 115 VAC, UL® Listed with Bail Mount Bracket	2821.00
	PFP4AWP	Pioneer Quad™, Flood, 115 VAC, UL® Listed with Pole/Pedestal Mount Adapter	3278.00
	PFP4AWP1	Pioneer Quad™, Flood, 115 VAC, UL® Listed with Pole/Pedestal Mount Adapter and 1 Switch	3304.00

Pioneer™ Series & Pioneer Plus™ Series, Lightbar Mount, Super-LED® Flood/Spot Lights, Includes Permanent Mounting Feet, White Flood/Spot Mounting Bracket and Flasher with Scan-Lock™ Flash Patterns, Including Steady Burn. Factory Installed on Freedom IV Lightbars Only. Lightbar Purchased Separately and May Prevent the Use of Other Options. Freight Surcharge May Apply. For Black Housing, Add a "B" to the End of the Model Number, Contact Factory for Availability.

	PFA1F41	1 Single PFA1 Pioneer™ Center Mounted for 55" and Up, Floodlight	1422.00
	PFA1F42	2 Single PFA1 Pioneer™s with Mounting Brackets for 72" and Up, Floodlight	2279.00
	PFH1F41	NEW 1 Single PFH1 Pioneer™ Center Mounted for 55" and Up, Floodlight (Replaces PFP1F41)	1641.00
††	PFP1F41	1 Single PFP1 Pioneer™ Center Mounted for 55" and Up, Floodlight	1641.00
	PFH1F42	NEW 2 Single PFH1 Pioneer™s with Mounting Brackets for 72" and Up, Floodlight (Replaces PFP1F42)	2719.00
††	PFP1F42	2 Single PFP1 Pioneer™s with Mounting Brackets for 72" and Up, Floodlight	2719.00
	PFA2F41	1 Dual PFA2 Pioneer™ Center Mounted for 55" and Up, Floodlight	1958.00
	PFA2F42	2 Dual PFA2 Pioneer™s with Mounting Brackets for 72" and Up, Floodlight	3458.00
	PFH2F41	NEW 1 Dual PFH2 Pioneer™ Center Mounted for 55" and Up, Floodlight (Replaces PFP2F41)	2333.00
††	PFP2F41	1 Dual PFP2 Pioneer™ Center Mounted for 55" and Up, Floodlight	2333.00
	PCH2F41	NEW 1 Dual PCH2 Pioneer™ Center Mounted for 55" and Up, Combination Flood/Spot with Proclera™ Silicone Optics (Replaces PFS2F41)	2333.00
††	PFS2F41	1 Dual PFS2 Pioneer™ Center Mounted for 55" and Up, Combination Flood/Spot	2333.00
	PFH2F42	NEW 2 Dual PFH2 Pioneer™s with Mounting Brackets for 72" and Up, Floodlight (Replaces PFP2F42)	4209.00
††	PFP2F42	2 Dual PFP2 Pioneer™s with Mounting Brackets for 72" and Up, Floodlight	4209.00
	PCH2F42	NEW 2 Dual PCH2 Pioneer™s with Mounting Brackets for 72" and Up, Combination Flood/Spot with Proclera™ Silicone Optics (Replaces PFS2F42)	4209.00
††	PFS2F42	2 Dual PFS2 Pioneer™s with Mounting Brackets for 72" and Up, Combination Flood/Spot	4209.00
	PCH1F41	NEW 1 Single PCH1 Pioneer™ Center Mount for 55" and Up, Combination Flood/Spot with Proclera™ Silicone Optics (Replaces PFS1F41)	1641.00
††	PFS1F41	1 Single PFS1 Pioneer™ Center Mount for 55" and Up, Combination Flood/Spot	1641.00
	PCH1F42	NEW 2 Single PCH1 Pioneer™s with Mounting Brackets for 72" and Up, Combination Flood/Spot with Proclera™ Silicone Optics (Replaces PFS1F42)	2719.00
††	PFS1F42	2 Single PFS1 Pioneer™s with Mounting Brackets for 72" and Up, Combination Flood/Spot	2719.00

Pole Assemblies. For Pole Assemblies, See Separate Pole Assemblies Price List. Freight Surcharge May Apply.

	0	For Pole Assemblies, See Separate Pole Assemblies Price List	
--	---	--	--

Pioneer Plus™ Surface Mount Single and Dual Flood/Spot Combination

	PCPSM1C	Single Panel, Combination Flood/Spot, Chrome Flange	832.00
	PCPSM1B	Single Panel, Combination Flood/Spot, Black Flange	832.00
	PCPSM1AC	NEW Single Panel, Combination Flood/Spot, 115 VAC, UL® Listed, Chrome Flange	977.00
	PCPSM1AB	NEW Single Panel, Combination Flood/Spot, 115 VAC, UL® Listed, Black Flange	977.00
	PCPSM2C	Dual Panel, Combination Flood/Spot, Chrome Flange	1612.00
	PCPSM2B	Dual Panel, Combination Flood/Spot, Black Flange	1612.00
	PCPSM2AC	Dual Panel, Combination Flood/Spot, 115 VAC, UL® Listed, Chrome Flange	1902.00
	PCPSM2AB	Dual Panel, Combination Flood/Spot, 115 VAC, UL® Listed, Black Flange	1902.00

Pioneer SlimLine™ Series, 12 VDC, Super-LED®. Standard Spotlight includes Interchangeable Flood/Flood Lens and the PSL2 also Includes a Combination Flood/Spot Light Lens.

PSL1B	Single Panel, Bail/Stud Mount, White Housing	421.00
PSL1BB	Single Panel, Bail/Stud Mount, Black Housing	421.00
PSL1P	Single Panel, Low Profile Pedestal/Swivel Mount, White Housing	572.00
PSL1PB	Single Panel, Low Profile Pedestal/Swivel Mount, Black Housing	572.00
PSL1R	Single Panel, Semi-Recessed, Chrome Flange Mount, White Housing	485.00
PSL1RB	Single Panel, Semi-Recessed, Chrome Flange Mount, Black Housing	485.00
PSL1R5	Single Panel, Semi-Recessed 15° Angle Chrome Flange Mount, White Housing	485.00
PSL1R5B	Single Panel, Semi-Recessed 15° Angle Chrome Flange Mount, Black Housing	485.00
PSL2B	Dual Panel, Bail/Stud Mount, White Housing	858.00
PSL2BB	Dual Panel, Bail/Stud Mount, Black Housing	858.00
PSL2P	Dual Panel, Low Profile Pedestal/Swivel Mount, White Housing	1015.00
PSL2PB	Dual Panel, Low Profile Pedestal/Swivel Mount, Black Housing	1015.00
PSL2R	Dual Panel, Semi-Recessed, Chrome Flange Mount, White Housing	858.00
PSL2RB	Dual Panel, Semi-Recessed, Chrome Flange Mount, Black Housing	858.00
PSL2R5	Dual Panel, Semi-Recessed 15° Angle Chrome Flange Mount, White Housing	858.00
PSL2R5B	Dual Panel, Semi-Recessed 15° Angle Chrome Flange Mount, Black Housing	858.00

Pioneer SlimLine™ Brow Mount Series, 12 VDC, Super-LED®. Standard Spotlight includes Interchangeable Flood/Flood and Combination Flood/Spot Lenses.

PSL2	Dual Panel, White Housing, Mounting Purchased Separately	858.00
PSL2BLK	Dual Panel, Black Housing, Mounting Purchased Separately	858.00

Pioneer LiFe™ Battery Operated Portable Area Light Series, Includes Intelligent Inductive Charger™ and Floodlight Lens (Interchangeable Spotlight Lens Supplied)

LF35	12 VDC, Rechargeable	1425.00
LF35A	115 - 240 VAC, Rechargeable, with Standard NEMA Plug for U.S.	1525.00
LF35E	240 VAC, Rechargeable, with CEE7 Plug for Europe	1525.00
LF35BASE	Optional Non-Charging Base Only	99.00
LF35CB12	Optional 12 VDC, Charging Base Only	369.00
LF35CBAC	Optional 115 - 240 VAC, Charging Base Only, with Standard NEMA Plug for U.S.	469.00
LF35CBAE	Optional 240 VAC, Charging Base Only, with CEE7 Plug for Europe	469.00

SideKick™ Super-LED® Fender Lights, Black Housing, Includes Driver and Passenger Side Housing with ION™ Lightheads. Available in Red, Blue, Amber and/or White.

SK01**	Ford Police Interceptor, 2013-2017	504.00
SK01JJ	Ford Police Interceptor, 2013-2017, Two Split Red/Blue Lightheads	504.00
SK01V3**	Ford Police Interceptor, 2013-2017, V-Series Lighthead with 180° Warning, Take Down and Puddle Light Combination, Red, Blue, Amber or White Warning	682.00
SK01W**	Ford Police Interceptor, 2013-2017, Wide Angle	504.00
SK01WJJ	Ford Police Interceptor, 2013-2017, Two Split Red/Blue Lightheads, Wide Angle	504.00
XK01**	Ford Police Interceptor, 2013-2017 with Smoked Lens	525.00
XK01JJ	Ford Police Interceptor, 2013-2017, Two Split Red/Blue Lightheads with Smoked Lens	525.00
XK01V3**	Ford Police Interceptor, 2013-2017, V-Series Lighthead with 180° Warning, Take Down and Puddle Light Combination, Red, Blue, Amber or White Warning with Smoked Lens	702.00
XK01W**	Ford Police Interceptor, 2013-2017, Wide Angle with Smoked Lens	525.00
XK01WJJ	Ford Police Interceptor, 2013-2017, Two Split Red/Blue Lightheads, Wide Angle with Smoked Lens	525.00

Strip-Lite™ Super-LED® 5mm LED Series, Surface Mount, Color LEDs with Color Outer Lens.

PS*00F*R	5mm, Red or Amber, 14 Flash Patterns including Steady-Burn	132.00
PSB00FBR	5mm, Blue, 14 Flash Patterns including Steady-Burn	234.00
PSC00FCR	5mm, White, 14 Flash Patterns including Steady-Burn	357.00
PSR00XRR	5mm, Brake/Tail, with 2 Flash Patterns	140.00
PSRASXCR	5mm, Brake/Tail with Amber Turn Signal	140.00
PSTANK	5mm, Water Tank Status Light, Steady-Burn Green, Blue, Amber & Red LEDs. Requires Customer-Supplied Sensors	237.00
PSC0ADCR	Super-LED® Compartment Light, Intensity Level 2, Frosted Lens	91.00
PSC0CDCR	Super-LED® Compartment Light, Intensity Level 3, Frosted Lens	138.00
PSBKT451	45° Mounting Bracket for 1 Strip-Lite™ Compartment Light	23.50
PSBKT1	Guard for use with or without Single Angle Bracket	34.00

TIR3™ & LIN3™ Series Super-LED® Lightheads, Surface Mount, Color Super-LED® with Clear Outer Lens, 3.5" W x 1.1" H x 1.2" D. Includes Black Flange. Scan-Lock™ Flash Patterns including Steady-Burn and Synchronize Feature.

RS*02ZCR	LIN3™, Horizontal Mounting, Red, Blue, Amber or White	98.00
RS*03ZCR	TIR3™, Horizontal Mounting, Red, Blue, Amber or White	98.00
RV*03ZCR	TIR3™, Vertical Mounting, Red, Blue, Amber or White	98.00

LINZ6™ & LINV2™ V-Series™ Linear Super-LED® Lightheads, Surface Mount, Color Super-LED® with Clear Outer Lens, 4" W x 2" H x 1-9/16" D, Includes Black Flange. Scan-Lock™ Flash Patterns Including Steady-Burn and Synchronize Feature.

LINV2*	V-Series™, Combination 180° Warning and Puddle Light with Scan-Lock™ Warning Flash Patterns, Red, Blue, Amber or White Warning	235.00
LINSV2*	V-Series™, Combination 180° Warning and Puddle Light with Scan-Lock™ Flash Patterns for Under Surface Mounting, Red, Blue or Amber	245.00



Flashers & Lightheads



All models are 12 Volt D.C. only unless otherwise noted above. For other voltages contact factory.

* Replace symbol in model number with letter indicating lens color or LED color desired: **A** = Amber; **B** = Blue; **C** = Clear/White; **R** = Red; **G** = Green

Replace symbol in model number with letter indicating SPLIT lens or LED color desired: **D** = Red/Clear or White; **E** = Blue/Clear or White; **F** = Amber/Clear or White; **H** = Green/Clear or White; **J** = Red/Blue; **K** = Red/Amber; **L** = Red/Green; **M** = Blue/Amber; **↑** (to be discontinued, check availability) **†** (special order, check availability, non-returnable, non-cancelable)

! Indicate length desired: 5 foot, 6 foot, 7 foot or 8 foot **\$** Indicates Lower Price

AUTOMOTIVE LIST PRICE

No. PL17.1WL

EFFECTIVE: June 30, 2017 VOID: December 19, 2017

↓ †† - Special Order, Non-Returnable, Non-Cancelable. See "Made-To-Order" Statement on Table of Contents Page of this Price List.

MODEL DESCRIPTION LIST

LINV2*X	V-Series™, Combination 180° Warning and Puddle Light with Scan-Lock™ Warning Flash Patterns, Red, Blue, Amber or White Warning with Smoked Lens	245.00
LINSV2*X	V-Series™, Combination 180° Warning and Puddle Light with Scan-Lock™ Flash Patterns for Under Surface Mounting, Red, Blue or Amber Warning with Smoked Lens	255.00
LINZ6*	Horizontal Mount, Red, Blue, Amber or White	156.00
LINZ6#	Split Color, Clear Lens, Red/Amber, Amber/White, Red/Blue or Red/White Only, Horizontal Mount	162.00
LINZ61	Horizontal Mount, Amber/Amber Split	163.00
LINZ62	Horizontal Mount, Blue/Blue Split	163.00
LINZ65	Horizontal Mount, Red/Red Split	163.00

Options for TIR3™, LIN3™, LINZ6™ & LINV2™ V-Series™ Linear Series Super-LED®

RFLANGCD	Optional, Deep, Chrome-Plated Mounting Flange Kit (Not for Use with LINV2™ Series)	16.50
RFLANGEC	Optional Chrome-Plated Mounting Flange Kit	16.50
RFLANGEA	Optional Cast Aluminum Mounting Flange Kit (Not for Use with LINV2™ Series)	29.50
RFLANG2B	Optional Black, Dual Surface Mount Flange Kit for Two Lightheads	14.50
RFLANG2C	Optional Chrome-Plated, Dual Surface Mount Flange Kit for 2 Lightheads	19.50
LINZ6FC	Optional Deep Chrome-Plated Mounting Flange Kit (Not for Use with LINV2™ Series)	16.50
RGROMMET	Grommet Mount Kit	7.15

†† L6BKT2	Optional Dodge Charger Trunk Mount Bracket for Two LINZ6™ Lightheads, Pair	22.50
L6BKT3	Optional 46 Degree Push Bumper Bracket, Each	15.50
LSVBKT45	Chevy Tahoe/Suburban, 2015-2017, Under-the-Side View Mirror Mount for two LINSV2™ Series Sold Separately, Pair	24.50
LSVBKT13	Chevy Silverado 1500/2500, 2014-2016, Under-the-Side View Mirror Mount for Two LINSV2™ Series Sold Separately, Pair	24.50
LSVBKT35	Dodge Charger, 2011-2017, Under-the-Side View Mirror Mount for Two LINSV2™ Series Sold Separately, Pair (When Used with Mirror Beam™s, Housing Modification maybe Required)	24.50
LSVBKT44	Dodge Durango, 2013-2016, Under-the-Side View Mirror Mount for Two LINSV2™ Series Sold Separately, Pair	24.50
LSVBKT42	Dodge Ram 1500, 2011-2016, Under-the-Side View Mirror Mount for Two LINSV2™ Series Sold Separately, Pair	24.50
LSVBKT47	Ford F-150, 2015-2017, Under-the-Side View Mirror Mount for Two LINSV2™ Series Sold Separately, Pair	24.50
LSVBKT34	Ford Police Interceptor Utility 2013-2017, Under-the-Side View Mirror Mount for Two LINSV2™ Series Sold Separately, Pair (For use with Ford's Factory Side Marker LED Side View Mirror Option)	24.50
LSVBKT38	Ford Police Interceptor Sedan 2013-2017, Under-the-Side View Mirror Mount for Two LINSV2™ Series Sold Separately, Pair	24.50
RBKT1	Optional "L" Mounting Bracket for 1 Lighthead (Consider Using LIN3™ Mounting Flange when used with LINZ6™, Purchased Separately and Not for Use with RV Series)	12.50
RBKT2	Optional "L" Mounting Bracket for 2 Lightheads (Consider Using LIN3™ Mounting Flange when used with LINZ6™, Purchased Separately and Not for Use with RV Series)	21.50
RBKT4	Optional Swivel Mounting Bracket For 1 TIR3™ or LIN3™	38.00
RBKT6	Optional License Plate Bracket for 2 Lightheads, Horizontal Mount (Consider Using LIN3™ Mounting Flange when used with LINZ6™, Purchased Separately)	23.50
RBKT7	Optional License Plate Bracket for 2 Lightheads, Vertical Mount (Consider Using LIN3™ Mounting Flange when used with LINZ6™, Purchased Separately)	23.50
RBKT10	Optional Trunk Mount Bracket for Dodge Charger, Pair	31.50
RBKT12	Optional 2013-2016 Ford F-250/350/450/550 Above the Rear Taillight Mounting Bracket, Pair (Consider Using LIN3™ Mounting Flange when used with LINZ6™, Purchased Separately)	63.00
RBKT14	Optional 2014-2017 Chevy Silverado 1500 / GMC 1500 Above the Rear Taillight Mounting Bracket, Pair (Consider Using LIN3™ Mounting Flange when used with LINZ6™, Purchased Separately)	63.00
RBKT16	Optional Trunk Mount Bracket for 2013-2017 Ford Police Interceptor Sedan, Pair	31.50
RBKT17	Optional 2014-2017 Dodge Ram Above the Rear Taillight Mounting Bracket, Pair (Consider LIN3™ Mounting Flange, Purchased Separately)	63.00
RBKT18	Optional 2015-2017 Ford F-150 Above the Rear Taillight Mounting Bracket, Pair	63.00
RBKT19	Optional 2015-2017 Ford F-150 Below the Rear Taillight Mounting Bracket, Pair	63.00
RBKTHD1	Harley-Davidson®, 2008-2017 Road King® Side Cowl Mounting Bracket Kit, for use with 1 Lighthead, Stainless Steel, Includes RFLANGEC, Each	19.50
RBKTHD2	Harley-Davidson®, 2008-2017 Road King® Side (Saddle Bag) Crash Bar Mounting Bracket Kit, for use with 2 Lightheads, Stainless Steel, Includes RFLANG2C, Each	33.50
RBKTHD3	Harley-Davidson®, 2008-2017 Road King®, Rear (Saddle Bag) Crash Bar Mounting Bracket Kit, for use with 2 Lightheads, Stainless Steel, Includes RFLANG2C, Each	39.00
†† RBKTHD4L	Harley-Davidson®, 2008-2017 Road King®, Under Radio Box Mounting Bracket Kit, for use with 1 Lighthead, Stainless Steel, Includes RFLANGEC, Road Side, Each	19.50
†† RBKTHD4R	Harley-Davidson®, 2008-2017 Road King®, Under Radio Box Mounting Bracket Kit, for use with 1 Lighthead, Stainless Steel, Includes RFLANGEC, Curb Side, Each	19.50
†† RBKTHD5	Harley-Davidson®, 2008-2017 Road King®, Under Headlight Mounting Bracket Kit, for use with 1 Lighthead, Stainless Steel, Includes RFLANGEC, Each	27.50



††	RBKTHD6	Harley-Davidson®, 2008-2017 Road King®, Passing/Fog Light Mounting Bracket Kit, for use with 1 LINZ6™, LINV2™, TIR3™ or LIN3™ Lighthouse, Stainless Steel, Each	23.50
	RBKTHD7	2014-2017 Harley-Davidson® Electra Glide® Passing/Fog 90° Mount Kit for use with 1 LINZ6™, LINV2™, TIR3™ or LIN3™ Lighthouses, Stainless Steel, Each	28.00
	RBKTHD8	2014-2017 Harley-Davidson® Electra Glide® Passing/Fog 90° and 45° Mount Kit for use with 2 LINZ6™, LINV2™, TIR3™ or LIN3™ Lighthouses, Stainless Steel, Each	45.00

V23™ Series Super-LED® Surface Mount Lighthouse, Clear Outer Lens, 4-1/4" Long x 2-11/16" High x 1-1/2" Protrusion, with Flange.

	V23*TPB	Combination 180° Warning, Take-Down and Puddle Light Combination, Red, Blue, Amber or White Warning, Black Flange	282.00
	V23*TPC	Combination 180° Warning, Take-Down and Puddle Light Combination, Red, Blue, Amber or White Warning, Chrome Flange	287.00
	V23*TPBX	Combination 180° Warning, Take-Down and Puddle Light Combination, Red, Blue, Amber or White Warning with Smoked Lens, Black Flange	292.00
	V23*TPCX	Combination 180° Warning, Take-Down and Puddle Light Combination, Red, Blue, Amber or White Warning with Smoked Lens, Chrome Flange	297.00
	V23P20B	20° Angled Surface Mount Housing, Black	20.00
	V23P20C	20° Angled Surface Mount Housing, Chrome	27.00
	V23PEDB	Pedestal Mount Kit, Black	69.00
	V23PEDC	Pedestal Mount Kit, Chrome	75.00

Vertex™ Super-LED® Light, Single Self-Contained Lighthouse with 25 Scan-Lock™ Flash Patterns, Including Steady-Burn.

	VTX609*	Omni Directional Lighthouse, Red, Blue, Amber or White, 9' Cable	135.00
	VTX609#	Omni Directional Lighthouse, Split Color, Red, Blue, Amber and/or White, 9' Cable	140.00
	VTXD609*	Directional Lighthouse, Includes Side Emitting Shield, Red, Blue, Amber or White, 9' Cable	135.00
	VTXD609#	Directional Lighthouse, Includes Side Emitting Shield, Split Color, Red, Blue, Amber and/or White, 9' Cable	140.00
	VTX3609*	360° Side Emitter Lighthouse, Red, Blue, Amber or White, 9' Cable	135.00
	VTX3609#	360° Side Emitter Lighthouse, Split Color, Red, Blue, Amber and/or White, 9' Cable	140.00
	VTXFB	Flange Kit, Surface Mount, Black	8.70
	XTX609*	Omni Directional Lighthouse, Red, Blue, Amber or White, 9' Cable with Smoked Lens	145.00
	VTXFC	Flange Kit, Surface Mount, Chrome	16.50
	XTX609#	Omni Directional Lighthouse, Split Color, Red, Blue, Amber and/or White, 9' Cable with Smoked Lens	150.00
	XTXD609*	Directional Lighthouse, Includes Side Emitting Shield, Red, Blue, Amber or White, 9' Cable with Smoked Lens	145.00
	XTXD609#	Directional Lighthouse, Includes Side Emitting Shield, Split Color, Red, Blue, Amber and/or White, 9' Cable with Smoked Lens	150.00

Vertex™ VHB Series, For Factory Prepped FORD Interceptor Sedans and SUVs with 1" Hole in Headlight and Taillight Assemblies.

††	VHB609*	Red, Blue, Amber or White, 9' Cable and VHB Tape	135.00
††	VHB609#	Split Color, Red, Blue, Amber and/or White, 9' Cable and VHB Tape	140.00

DOT Wing Plow Super-LED® Lighthouses

Wing Plow Super-LED® Lighthouses, Includes TIR3™ Super-LED® Encapsulated in a Cast Housing and 20' Cable.

	WPLOW1A	Amber, for use when Wing Plow is in Use	218.00
	WPLOW2A	Amber, for use when Wing Plow is Stowed	218.00
	WPLOW3AA	Includes 1-WPLOW1A and 1-WPLOW2A	402.00

Wing Plow LINZ6 Super-LED® Lighthouse, Encapsulated in a Cast Housing with 20' Cable

	WPLOWZ1A	Amber, for use when Wing Plow is in Use	271.00
	WPLOWZ2A	Amber, for use when Wing Plow is Stowed	271.00
	WPLOWZ3A	Includes WPLOWZ1A and WPLOWZ2A	514.00

DOT3® Super-LED®

For DOT3® Super-LED® Systems, See Separate DOT3® Price List

For DOT3® Super-LED® Systems, See Separate DOT3® Price List

0	For DOT3® Super-LED® Systems, See Separate DOT3® Price List	
---	---	--

Motorcycle Warning Products

"Only the items listed in the Motorcycle Warning sections are recommended for motorcycle use". The use of any other Whelen Equipment is at the sole discretion and risk of the user.

Motorcycle Warning Products

	UFM8	Eight Outlet Halogen/LED Flasher, 60 Watts per outlet, 2x2x2x2 Switching, 17 Selectable Flash Patterns	191.00
	RS*03ZCR	TIR3™ Super-LED® with 25 Scan-Lock™ Flash Patterns and Synchronize Feature, For Horizontal Mounting, Red, Blue, Amber or White	98.00
	RV*03ZCR	TIR3™ Super-LED® with 25 Scan-Lock™ Flash Patterns and Synchronize Feature, For Vertical Mounting, Red, Blue, Amber or White	98.00
	RS*02ZCR	LIN3™ with 25 Scan-Lock™ Flash Patterns and Synchronize Feature, For Horizontal Mounting, Red, Blue, Amber or White	98.00
	RFLANGCD	Deep, Chrome-Plated Mounting Flange for TIR3™ and/or LIN3™ Lighthouses	16.50
	RFLANG2B	Black, Dual Surface Mount Flange Kit for Two TIR3™ and/or LIN3™ Lighthouses	14.50
	RFLANG2C	Chrome-Plated, Dual Surface Mount Flange Kit for Two TIR3™ and/or LIN3™ Lighthouses	19.50

All models are 12 Volt D.C. only unless otherwise noted above. For other voltages contact factory.

* Replace symbol in model number with letter indicating lens color or LED color desired: **A** = Amber; **B** = Blue; **C** = Clear/White; **R** = Red; **G** = Green

Replace symbol in model number with letter indicating SPLIT lens or LED color desired: **D** = Red/Clear or White; **E** = Blue/Clear or White; **F** = Amber/Clear or White; **H** = Green/Clear or White; **J** = Red/Blue; **K** = Red/Amber; **L** = Red/Green; **M** = Blue/Amber **†** (to be discontinued, check availability) **‡** (special order, check availability, non-returnable, non-cancelable)

! Indicate length desired: 5 foot, 6 foot, 7 foot or 8 foot **\$** Indicates Lower Price



Systems - DOT &
Motorcycle



↓ †† - Special Order, Non-Returnable, Non-Cancelable. See "Made-To-Order" Statement on Table of Contents Page of this Price List.

MODEL	DESCRIPTION	LIST
RBKTHD1	Harley-Davidson®, 2008-2017 Road King®, Side Cowl Mounting Bracket Kit, for use with 1 Lighthead, Stainless Steel, Includes RFLANGEC, Each	19.50
RBKTHD2	Harley-Davidson®, 2008-2017 Road King®, Side (Saddle Bag) Crash Bar Mounting Bracket Kit, for use with Two LINZ6™, RS TIR3™s and/or LIN3™s, Stainless Steel, Includes RFLANG2C. Each	33.50
RBKTHD3	Harley-Davidson®, 2008-2017 Road King®, Rear (Saddle Bag) Crash Bar Mounting Bracket Kit, for use with Two LINZ6™, RS TIR3™s and/or LIN3™s, Stainless Steel, Includes RFLANG2C. Each	39.00
RBKTHD3D	Harley Davidson®, 2008-2017 Road King®, Rear (Saddle Bag) Crash Bar Mounting Bracket Kit, for use with 4 TIR3™, LINZ6™ and/or LIN3™ Lightheads, Stainless Steel, Includes 2 RFLANG2C, Each	77.00
†† RBKTHD4L	Harley-Davidson®, 2008-2017 Road King®, Under Radio Box Mounting Bracket Kit (When Used with Whelen® Boxes Only), for use with One LINZ6™, RS TIR3™ or LIN3™, Stainless Steel, Includes RFLANGEC, Road Side, Each	19.50
†† RBKTHD4R	Harley-Davidson®, 2008-2017 Road King®, Under Radio Box Mounting Bracket Kit (When Used with Whelen® Boxes Only), for use with One LINZ6™, RS TIR3™ or LIN3™, Stainless Steel, Includes RFLANGEC, Curb Side, Each	19.50
†† RBKTHD5	Harley-Davidson®, 2008-2017, (FLHP Road King® Only) Under Headlight Mounting Bracket Kit, for use with One LINZ6™, RS TIR3™ or LIN3™, Stainless Steel, Includes RFLANGEC, Each	27.50
†† RBKTHD6	Harley-Davidson®, Road King® 2008-2017, Passing/Fog Light Mounting Bracket Kit, for use with One LINZ6™, RS TIR3™ or LIN3™, Stainless Steel. Each	23.50
RBKTHD7	2014-2017 Harley-Davidson® Electra-Glide® Passing/Fog 90° Mount Kit for use with 1 LINZ6™, LINZV™, TIR3™ or LIN3™ Lightheads, Stainless Steel, Each	28.00
RBKTHD8	2014-2017 Harley-Davidson® Electra-Glide® Passing/Fog 90° and 45° Mount Kit for use with 2 LINZ6™, LINZV™, TIR3™ or LIN3™ Lightheads, Stainless Steel, Each	45.00
RBKTHD9	2014-2017 Harley-Davidson® Rear (Saddle Bag) Crash Bar Mounting Bracket Kit, for use with 2 Lightheads, Stainless Steel, Includes RFLANG2C, Each	40.00
IONHD1R	2014-2017 Harley Davidson® Road King® and Electra-Glide® Surface Mount ION™ Under Radio Box Mount Kit, Black, Curb Side, for use with 1 ION™ or IONV™ Lighthead	24.00
IONHD1L	2014-2017 Harley-Davidson® Electra-Glide® and Road King® Surface Mount ION™ Under Radio Box Mount Kit, Black, Street Side, for use with 1 ION™ or IONV™ Lighthead	24.00
IONHD2FM	NEW 2009-2017 Harley-Davidson® Road King® Fork Mounting Bracket Kit for use with 1 Surface Mount ION™ Lighthead, Purchased Separately	24.00
IONHD3FM	NEW 2014-2017 Harley-Davidson® Electra-Glide® Fork Mounting Bracket Kit for use with 1 Surface Mount ION™ Lighthead, Purchased Separately	24.00
M2KTHD1	2014-2017 Harley-Davidson® Electra-Glide® and Road King® M2 Series License Plate Bracket, Black, for use with 2 M2 Lightheads	36.00
2F*00Z*R	Flat Lens, Super-LED®, Synchronizable, Red, Blue, Amber or White	190.00
WPA112	Waterproof 100 Watt Siren Amplifier	457.00
WPA1	Full Function Control Head Only, Weather Resistant for WPA Amp, Includes a 7-1/2' Cable, for Handlebar and Surface Mounting (Motorcycle)	434.00
WSMIC321	Microphone for WS321	150.00
WS321B14	WS321 Siren Amplifier Mounting Only, Black for 2014-2017 Harley Davidson® Road King® and Electra-Glide®	58.00
ALPHASL	Remote Siren, for use with Remote Switches (Purchased Separately), Selectable Four Tone Hands-Free Siren, For One or Two 100 Watt Speakers	253.00
BETA112R	Full Function Remote Siren, for use with Remote Switches (Purchased Separately), For a One or Two 100 Watt Speakers	255.00
BETA2	Full Function Control Head Only, Weather Resistant, 20 Ft. Cable, Surface Mount	402.00
WSSMSW3	Motorcycle Switch, 3-Functions for Siren, Air Horn and Lighting (5 amp Max)	93.00
SA350M	Motorcycle Siren Speaker, 100 Watts (Due to surcharges from our supplier on the rare earth materials used in the neodymium magnets found in speaker drivers, we reserve the right to adjust the pricing and/or add surcharges on all models that utilize this rare material, without notice.)	612.00

Motorcycle Systems

Choose the Motorcycle Box Opening Preference, Lighting Package and Options.

Motorcycle System, Includes Black Box, 2014-2017 Harley Police Package, Separation Plate, Strip-Lite™ LED Brake/Tail/Turn, Flasher, Terminal Block with Fuses and 12 VDC Receptacle.

†† M4B6R	Motorcycle Box Configured with Six M4 Series, Right-Hand (Curb Side) Opening	3482.00
†† M4B6L	Motorcycle Box Configured with Six M4 Series, Left-Hand (Road Side) Opening	3517.00
†† M4B6B	Motorcycle Box Configured with Six M4 Series, Rear Opening	3517.00
MBADPT14	Adapter Plate for the Rear Box, 2014-2017 Road King® or Electra Glide®	111.00

Motorcycle System Box Lighting Package Options for Above, No Charge when Purchased with M4B6 Motorcycle System. For White Super-LED® Lightheads, Contact Factory for Pricing and Availability.

†† M4*****	Six M4 Series Over/Under Single Color Super-LED® Modules, Red, Blue and/or Amber, for M4B6 System Only	
†† M4#####	Six M4 Series Over/Under Dual Color Super-LED® Modules, Red, Blue and/or Amber, for M4B6 System Only	



Options for Motorcycle Systems

††	2E*00Z*R	Extended Lens, Super-LED® Faring Light, Red, Blue or Amber, Each	190.00
††	2EJ00ZCR	Extended Lens, Synchronizable, Split Red/Blue	200.00
††	M4BSEP	Substitute Separation Plate with Battery Hole for Standard Solid Plate, Includes Battery Hold Downs, for M4B6 Series	145.00
††	M1BATT	Motorcycle Battery, Requires Appropriate Separation Plate, Purchased Separately	368.00
††	M4B6CHRG	Battery Charger Includes 115 VAC Receptacle, for M4B6R System Only, Factory Installed ONLY	399.00
††	M1GROUND	Ground Plane	16.50
††	SA350MH	100 Watt Siren Speaker for Harley-Davidson® Wiring Harness (Due to surcharges from our supplier on the rare earth materials used in the neodymium magnets found in speaker drivers, we reserve the right to adjust the pricing and/or add surcharges on all models that utilize this rare material, without notice.)	695.00
	SA350MB1	Speaker Bracket for the SA350M/SA350MH, 2009-2017 Road King® and Electra-Glide®	99.00
	WS321	100 Watt Siren for Harley-Davidson® Wiring Harness	604.00
	WSMIC321	Microphone for WS321	150.00
	M05ZB	Windshield Light Array for 2007-2017 Harley-Davidson® Road King®. Five Blue LINZ6™s	767.00
	M05ZJ	Windshield Light Array for 2007-2017 Harley-Davidson® Road King®. Five LINZ6™s, Blue Outboard and Center and Two Red in the Center Sections	767.00
	M05ZJ2	Windshield Light Array for 2007-2017 Harley-Davidson® Road King®. Five LINZ6™s, Red Outboard and Center and Two Blue in the Center Sections	767.00
	M05ZR	Windshield Light Array for 2007-2017 Harley-Davidson® Road King®. Five Red LINZ6™s	767.00
	M06MB	Windshield Light Array for 2014-2017 Harley-Davidson® Electra-Glide®. Five Blue Micron's™	767.00
	M06MJ	Windshield Light Array for 2014-2017 Harley-Davidson® Electra-Glide®. Five Micron's™, Blue Outboard and Center and Two Red in the Center sections	767.00
	M06MJ2	Windshield Light Array for 2014-2017 Harley-Davidson® Electra-Glide®. Five Micron's™, Red Outboard and Center and Two Blue in the Center sections	767.00
	M06MR	Windshield Light Array for 2014-2017 Harley-Davidson® Electra-Glide®. Five Red Micron's™	767.00



Sirens, Switches & Speakers

Switches And Control Boxes

Power Control Centers and Switches

	WCC9	WeCan® Controller, 3 Position Slide and 6 Push Buttons, for Justice® and Freedom® IV WeCan® Lightbars Only (Not for use with DUO™, TRIO™ and Legacy® Lightbars)	298.00
	WCC92	WeCan® Controller, 3 Position Slide and 6 Push Buttons, for Liberty™ II SOLO™ and DUO™ WeCan®, Legacy® and Freedom® IV Series Only	298.00
	WCC9SM	Pedestal/Swivel Mount for WCC9 Series Control Head	41.00
	PCC8R	8 Position Key Pad with Remote Relay Module, Three 20 Amp and Five 10 Amp Relays	337.00
	PCCS9RW	Switch Control for Standard Switching	271.00
	PCCS9LW	Programmable Switch Control for Liberty™ II & Freedom® IV Lightbars (Low Current Switching)	266.00
	PCC4W	Switch Box with Four 25 AMP SPST Switches, Lighted	132.00
	PCC6W	Switch Box with Six 25 AMP SPST Switches, Lighted	174.00
	PCC6W1	Similar to PCC6W, Except Last On/Off Switch is Replaced with a Momentary Switch	164.00
	PCC10W	Switch Box with Ten 25 AMP SPST Switches, Lighted	204.00
	PCC10W1	Similar to PCC10W, Except Last On/Off Switch is Replaced with a Momentary Switch	204.00
	1SWITCH	1 Switch Bracket Only, Switch Purchased Separately	39.00
	2SWITCH	2 Switch Bracket Only, Switches Purchased Separately	69.00
	3SWITCH	3 Switch Bracket Only, Switches Purchased Separately	97.00
	4SWITCH	4 Switch Bracket Only, Switches Purchased Separately	132.00
	PC1	PC-1 Switch, Lighted SPST, 15 AMP Contacts	23.50
	PC2	PC-2 Switch, Momentary SPST, 15 AMP Contacts	24.50
	PC3	PC-3 Switch, Lighted SPDT, 15 AMP Contacts	43.00



Siren Amplifiers, Amplifiers & Airhorns

Howler™ Low Frequency Tone Siren, Includes Siren Amplifier and Speaker(s), Works in Conjunction with Existing Siren Systems Purchased Separately.

	HWLUNI	Siren Amplifier with One Speaker, Includes Universal Mounting Bracket	604.00
	HWLDC15	Siren Amplifier with One Speaker, Includes Mounting Bracket for 2015-2017 Dodge Charger	604.00
	HWLFT11	Siren Amplifier with One Speaker, Includes Mounting Bracket for 2013-2017 Ford Police Interceptor	604.00
	HWLFE13	Siren Amplifier with One Speaker, Includes Mounting Bracket for 2013-2017 Ford Police Interceptor Utility with Fog Lights	604.00
	HOWLER	Siren Amplifier with Two Speakers, Optional Vehicle Specific Mounting Brackets, No Charge When Purchased with Howler System	755.00
	HWLRB2	† Howler Mounting Bracket for 2008-2017 Ford Expedition	
	HWLRB4	Howler Mounting Bracket for 2008-2017 Ford E-Series	
††	HWLRB11	Howler Mounting Bracket for 2011-2016 Chevy Express G-Series	
	HWLRB13	Howler Mounting Bracket for 2013-2015 Ford Police Interceptor Utility, Driver Side Bracket Includes Built-in Mounting for a SA315P Speaker, 2016-2017 Ford Police Interceptor Utility without Fog Lights. If vehicle has fog lights, use HWLFE13	
	HWLRB14	Howler Mounting Bracket for 2011-2016 Dodge 4500	




All models are 12 Volt D.C. only unless otherwise noted above. For other voltages contact factory.

* Replace symbol in model number with letter indicating lens color or LED color desired: **A** = Amber; **B** = Blue; **C** = Clear/White; **R** = Red; **G** = Green

Replace symbol in model number with letter indicating SPLIT lens or LED color desired: **D** = Red/Clear or White; **E** = Blue/Clear or White; **F** = Amber/Clear or White; **H** = Green/Clear or White; **J** = Red/Blue; **K** = Red/Amber; **L** = Red/Green; **M** = Blue/Amber † (to be discontinued, check availability) ‡ (special order, check availability, non-returnable, non-cancelable)

! Indicate length desired: 5 foot, 6 foot, 7 foot or 8 foot \$ Indicates Lower Price

↓  - Special Order, Non-Returnable, Non-Cancelable. See "Made-To-Order" Statement on Table of Contents Page of this Price List.

MODEL	DESCRIPTION	LIST
-------	-------------	------

HWLRB18	† Howler Mounting Bracket for 2012-2016 Chevy 2500/3500 Silverado and Suburban	
HWLRB19	Howler Mounting Bracket for 2014-2015 Chevy Silverado 1500	
HWLRB20	Howler Mounting Bracket for 2015-2016 Chevy Tahoe	
HWLRB21	Howler Mounting Bracket for 2013-2017 Ford Police Interceptor	
HWLRB22	Howler Mounting Bracket for 2011-2017 Ford F-250/F-350	
HWLRB23	Howler Mounting Bracket, Universal Mounting Brackets (Pair)	
HWLRB24	NEW Howler Mounting Bracket for 2017 Chevy Silverado 1500	

CenCom Carbide™, Remote Siren & Control Center and Options. Control Head and CANport™ Installation Kit Ordered Separately, 5 Year Warranty on Amplifier.

CCSRN4	NEW Amplifier Control Module	1506.00
CCSRN4A	NEW Same as CCSRN4, Except with 8 (Positive or Negative) Input Expansion Module (will not override any pre-existing control head features), 12 Total Inputs	1610.00
CCSRNT4	NEW Same as CCSRN4, Except with Traffic Advisor™ Module	1745.00
CCSRNT4A	NEW Same as CCSRN4A, Except with Traffic Advisor™ Module	1849.00
CCSRN5	NEW Amplifier Control Module with CANport™ OBDII Interface Module	1706.00
CCSRNT5	NEW Same as CCSRN5, Except with Traffic Advisor™ Module	1945.00
CC5K1	NEW Installation Kit For CCSRNT5 Series for 2016-2017 Ford Interceptor Utility, Ford Interceptor Sedan and F-150, and 2016-2017 Dodge Charger, No Charge when Purchased with Amplifier Control Module	
CC5K2	NEW Installation Kit For CCSRNT5 Series for 2016-2017 Chevy Tahoe, No Charge when Purchased with Amplifier Control Module	
CCSRN4DA	NEW WeCan® External Amplifier, for use with CenCom Carbide™, for Dual Amplifier Applications	299.00
CANEM16	NEW 16 Output Expansion Module, for Carbide Only	232.00

Optional Control Heads for CenCom Carbide™, No Charge when Purchased with Amplifier Control Module

CANCTL6	NEW Includes 3 Section Control Head and 8 Push-Buttons, 4-Position Slide Switch with a 7-Position Rotary Knob. Manual, Airhorn Plus 3 Traffic Advisor™ Switches and Microphone with Extension Cable	
CANCTL7	NEW Includes 3 Section Control Head and 21 Push-Buttons, 4-Position Slide Switch, Microphone with Extension Cable	

CenCom Sapphire™, Remote Siren & Control Center and Options, 5 Year Warranty on Amplifier.

CCSRN3	3-Position Slide Switch and 18 Push Button Control Head with Amplifier Control Module with pigtails, Microphone with CCMICX20 Included	1396.00
CCSRN35	3-Position Progressive Push Button Switches and 9 Push Button Hand Held Control Head with Amplifier Module with Pigtails, and CCMICX20 Included	1396.00
CCSRN36	3 Section Control Head and 8-Push Buttons, 4-Position Slide Switch with a 7-Position Rotary Knob. Manual, Airhorn Plus 3 Traffic Advisor™ Switches	1396.00
CCSRN3A	Same as CCSRN3, Except with 8 (Positive or Negative) Input Expansion Module (will not override any pre-existing control head features), 12 Total Inputs	1500.00
CCSRN3F	Same as CCSRN36, Except with 8 (Positive or Negative) Input Expansion Module (will not override any pre-existing control head features), 12 Total Inputs	1500.00
CCSRNTA3	Same as CCSRN3, with Traffic Advisor™ Module	1635.00
CCSRNT35	Same as CCSRN35, with Traffic Advisor™ Module	1635.00
CCSRNT36	Same as CCSRN36, With Traffic Advisor™ Module	1635.00
CCSRNT3A	Same as CCSRNTA3, Except with 8 (Positive or Negative) Input Expansion Module (will not override any pre-existing control head features), 12 Total Inputs	1739.00
CCSRNT3F	Same as CCSRNT36, Except with 8 (Positive or Negative) Input Expansion Module (will not override any pre-existing control head features), 12 Total Inputs	1739.00
CCTRIM	Trim Ring Option, for Semi-Flush Mounting of Control Head	57.00

295SSA & 295SDA Series, Remote Amplifier Sirens with Scan-Lock™ Siren Tones.

295SSA1	Single Tone Siren with Full Function Control Head	866.00
295SSA2	Single Tone Siren with Hand-Held Control Head	866.00
295SDA1	Dual Tone Siren, For Two 100 Watt Speakers, with Full Function Control Head	926.00
295SDA2	Dual Tone Siren, For Two 100 Watt Speakers, with Hand-Held Control Head	926.00

295SLS and 295HFS Hands-Free Sirens, with Diagnostix™ & SI TEST® (Except 295HFS A7). All 295HFS Models Have a 5 Year Warranty, Standard. For Removable Microphones, Hi/Low Tones and/or 24 Volts DC, Contact Factory for Exact Model Numbers, Price and Availability.

295SLSA1	Siren Amplifier with 17 Scan-Lock™ Siren Tones	453.00
295HFS2	Remote Siren Amplifier (Flush Mount Head)	641.00
295HFS2X	295HFS2 with Dual Amplifiers, Meets California Title 13 Requirements	1172.00
295SLSA6	Single Unit Siren with 9-Switch Light Control and Standard Switching, with Park Kill & Timed Out Relay with 17 Scan-Lock™ Siren Tones	672.00
295HFS A7	Remote Dual Siren Amplifier, with Flush Mount Control Head, Meets CA Title 13	912.00
295HFS C9	Self-Contained 200 Watt Dual Full Function Siren, with Removable Microphone	728.00
295HFS DA	Second Amplifier (Kit) for Dual Siren Amplifier Use (295HFS2 Only)	400.00

295SL Series Sirens, Full Function Hands-Free Siren, with Scan-Lock™ Siren Tones.

295SL100	Full Function Siren (Up to Two 100 Watt Speakers) and Heavy-Duty Microphone, 12 VDC	392.00
295SL101	Full Function (Up to Two 100 Watt Speakers) and Heavy-Duty Plug-in Microphone with Volume Control Knob, 12 VDC	451.00



	WPKM1	Park Kill Connection Modules, 30 Amp	64.00
Alpha™ Siren Series			
	ALPHA12S	Self-Contained Siren, with Faceplate Switches, Selectable Four Tone Hands-Free Siren, For Single 100 Watt Speaker	288.00
	ALPHASL	Remote Siren, for use with Remote Switches (Purchased Separately), Selectable Four Tone Hands-Free Siren, For One or Two 100 Watt Speakers	253.00
Optional Remote Switches for Alpha™ Siren Series. For ALPHASL Only.			
	ALPHA1	Single On/Off Switch for use with Hands-Free Operation	45.00
	ALPHA2	Single On/Off Hands-Free Activation Plus Momentary Switch for Air Horn	35.00
	ALPHA3	TONE 1/Off/TONE 2 Switch Operation Plus Momentary Switch for Air Horn	35.00
	ALPHA4	Three Switch Operation, One On/Off, One TONE 1/Hands-Free/TONE 2, One Momentary Switch for Airhorn	61.00
	ALPHA5	3 Position Toggle Switch, Controls 3 Siren Tones and other Warning Lights or Device Functions. Contacts Rated at 30 Amps	98.00
Beta™ Siren Series. Selectable Siren Tone, Radio Repeat, Public Address and Options.			
	BETA112R	Full Function Remote Siren, for use with Remote Switches (Purchased Separately), For a One or Two 100 Watt Speakers	255.00
	BETA1	Full Function Control Head Only, with 15' Interconnect Harness	200.00
	BETA2	Full Function Control Head Only, Weather Resistant, with 20' Cable, Surface Mount	402.00
††	BETA2BKT	Mounting Bracket for BETA2 Only, Flange Mount	38.50
	BETAMIC	Remote Mic for use with BETA112R (for use with Customer-Supplied Switches)	152.00
Epsilon™ Series Siren. Full Function Hands-Free with Diagnostix™ and 9 Scan-Lock™ Siren Tones.			
	EPSL1	Full Function 100 Watt with Microphone and Volume Control Knob, Includes CA Title 13 Compliant Tones	305.00
	EPSL2S6	Full Function (Up to Two 100 Watt Speakers). Microphone with Volume Control Knob, Includes CA Title 13 Compliant Tones and 6 Switches	442.00
	EPSL2S9	Full Function (Up to Two 100 Watt Speakers). Microphone with Volume Control Knob, Includes CA Title 13 Compliant Tones, 4 Position Slide Switch and 9 Switches	551.00
HHS Series Sirens. Hand-Held Siren, With 9 Relays for Switching. Will Operate up to Two 100 Watt Speakers.			
	HHS2200	Siren Amplifier with Hand-Held Controller, Includes Programming Software	605.00
Gamma™ Siren Series. 100 Watt, 16 Scan-Lock™ Siren Tones			
	GAMMA2	Hands-Free Siren with Two Auxiliary Switches	236.00
Sirens, Waterproof & Options. (For Marine & Motorcycle Use).			
	WPA112	Waterproof Siren Amplifier, For a Single 100 Watt Speaker	457.00
	WPA1	Full Function Control Head Only, Weather Resistant, with a 7-1/2' Cable, for Handlebar and Surface Mounting (Motorcycle)	434.00
	BETA2BKT	Mounting Bracket for BETA2, WPA1 and WPA2 Only, Flange Mount	38.50
	WPA2	Full Function Control Head Only, Weather Resistant, 20' Cable, Surface Mount (Marine)	454.00
	WPA3BM	Full Function Control Head with Waterproof Switches and Microphone Jack, 20' Cable, Bail Mount (Marine)	529.00
	WS321	Siren for Harley-Davidson® Wiring Harness, For a Single 100 Watt Speaker	604.00
	WSMIC321	Microphone for WS321	150.00
Power Air Horn Series			
	PAH112	Air Horn Tone Only Siren, For a Single 100 Watt Speaker	216.00
	PAP112	Air Horn Tone Plus Public Address Siren, Includes Microphone, For a Single 100 Watt Speaker	271.00
	PAPEXT15	15' Microphone Extension Cable for PAP112 Only	30.00

Siren Amplifier & Speaker Combination

WSSC Series Siren, Combination Siren/Speaker. One Piece.			
	WSSC30	30 Watt Siren and Speaker Combination	223.00
	WSSPA30	Same as WSSC30, Includes Public Address	332.00
	WSSC30HK	Harness Kit for Synchronization of two WSSC30s	41.00
	WSSMSW3	Motorcycle Switch, 3-Functions for Siren, Air Horn and Lighting (5 amp Max)	93.00

Siren Speakers, SA315 & SA314 Projector™ Series

100 Watt Bumper/Concealed/Flange Mounted Speakers. Due to surcharges from our supplier on the rare earth materials used in the neodymium magnets found in speaker drivers, we reserve the right to adjust the pricing and/or add surcharges on all models that utilize this rare material, without notice.

SP123BM Series. Bumper Mount Speaker			
	SP123BMC	Bumper Mount, Chrome	397.00
SA314 Series. Small Profile, Cast Aluminum Speaker, 6.4" H x 6.17" W x 3.14" D.			
††	SA314A	Speaker, Natural Aluminum Finish	403.00
††	SA314B	Speaker, Aluminum with Black Epoxy-Coated Finish	489.00
Optional Mounting Brackets for SA314 Series			
††	SABKT1	Chevy Suburban/Tahoe, 2004-2006, Universal	41.00
††	SABKT9	Universal/Swivel Bail Type Mount Bracket	41.00
SA315 Series. Small Round Profile, Composite Speaker, 6.5" H x 6.5" W x 2.9" D.			
	SA315P	Speaker, Nylon Composite	328.00

All models are 12 Volt D.C. only unless otherwise noted above. For other voltages contact factory.

* Replace symbol in model number with letter indicating lens color or LED color desired: **A** = Amber; **B** = Blue; **C** = Clear/White; **R** = Red; **G** = Green

Replace symbol in model number with letter indicating SPLIT lens or LED color desired: **D** = Red/Clear or White; **E** = Blue/Clear or White; **F** = Amber/Clear or White; **H** White; **J** = Red/Blue; **K** = Red/Amber; **L** = Red/Green; **M** = Blue/Amber **†** (to be discontinued, check availability) **††** (special order, check availability, non-returnable,

! Indicate length desired: 5 foot, 6 foot, 7 foot or 8 foot **\$** Indicates Lower Price



Sirens, Switches & Speakers

↓ †† - Special Order, Non-Returnable, Non-Cancelable. See "Made-To-Order" Statement on Table of Contents Page of this Price List.

MODEL DESCRIPTION LIST
Optional Mounting Brackets for SA315 Series

	SAK9	Heavy-Duty Universal/Swivel Bail Type Mounting Bracket	41.00
	SAK25	Chevy Express Van, 2006-2017	41.00
	SAK62D	NEW Chevy Silverado 1500, 2017, Driver Side	41.00
	SAK62P	NEW Chevy Silverado 1500, 2017, Passenger Side	41.00
††	SAK50	Chevy Silverado 1500 / GMC 1500, 2014-2016, Driver Side	41.00
††	SAK49	Chevy Silverado 1500 / GMC 1500, 2014-2016, Passenger Side	41.00
	SAK1	Chevy Suburban/Tahoe, 2004-2006, Universal	41.00
	SAK63D	NEW Chevy Tahoe, 2017, Driver Side	41.00
	SAK63P	NEW Chevy Tahoe, 2017, Passenger Side	41.00
††	SAK56	Chevy Suburban/Tahoe, 2015-2016, Driver Side	41.00
††	SAK55	Chevy Suburban/Tahoe, 2015-2016, Passenger Side	41.00
	SAK42	Dodge 4500, 2011-2016, Passenger Side	41.00
	SAK43	Dodge 4500, 2011-2016, Driver Side	41.00
	SAK37	Dodge Charger, 2011-2017	41.00
	SAK54	Dodge Durango, 2013-2017	41.00
	SAK48	Dodge Ram 1500, 2012-2017, Driver Side	41.00
	SAK47	Dodge Ram 1500, 2012-2017, Passenger Side	41.00
	SAK32	Ford E350/E450, 2008-2017, Driver or Passenger Side	41.00
	SAK23	Ford Expedition, 2007-2017	41.00
	SAK44	Ford Police Interceptor Utility, 2013-2017	41.00
	SAK52	Ford Police Interceptor Utility, 2013-2017, Driver Side Lower Grille (Will not Work with Factory Option 52B, Enhanced PTU Cooler)	41.00
	SAK51	Ford Police Interceptor Utility, 2013-2017, Passenger Side Lower Grille (Will not Work with Factory Option 52B, Enhanced PTU Cooler)	41.00
	SAK57	Ford F-150, 2015-2017	41.00
	SAK61D	NEW Ford F-250/F-350, 2017, Driver Side, Not for Use with Factory Fog Lights	41.00
	SAK61P	NEW Ford F-250/F-350, 2017, Passenger Side, Not for Use with Factory Fog Lights	41.00
††	SAK41	Ford F-250/F-350, 2011-2016, Driver Side	41.00
††	SAK40	Ford F-250/F-350, 2011-2016, Passenger Side	41.00
	SAK59	Ford Fusion, 2017	41.00
	SAK58	Ford Police Interceptor Sedan, 2013-2017	41.00
	SAK60	Toyota Tacoma, 2016-2017	41.00

Siren Speakers, Other

100 Watt and Accessories. Due to surcharges from our supplier on the rare earth materials used in the neodymium magnets found in speaker drivers, we reserve the right to adjust the pricing and/or add surcharges on all models that utilize this rare material, without notice.

Single and Dual Speaker, for Ambulances, 100 Watt or 200 Watt.

††	SA31101P	UnderPro™ Single Speaker for International 4300/4400 Series, 2001-2017, Passenger Side	479.00
††	SA31101D	UnderPro™ Single Speaker for International 4300/4400 Series, 2001-2017, Driver Side	479.00
	SPT5D	Bumper Mount Speaker for 2015-2017 Ford Transit, Driver Side	407.00
	SPT5P	Bumper Mount Speaker for 2015-2017 Ford Transit, Passenger Side	407.00
	SPT5TEMP	Speaker Templates, Reusable, for 2015-2017 Ford Transit, Includes Driver Side and Passenger Side	45.00
	SPTWI*	Wide Angle ION™ with mounting bracket for SPT5D or SPT5P, Red, Blue or Amber, Each	193.00

Speakers, Siren

	SA340TS	SA-340TS Speaker	367.00
	SA340STS	SA-340STS Speaker	384.00
	SA350M	Motorcycle Siren Speaker, 100 Watt	612.00
	SA350MB1	Speaker Bracket for the SA350M/SA350MH, 2009-2017 Road King® and Electra Glide®	99.00

Replacement Speaker Drivers

††	SD210RX	Replacement 100 Watt Speaker Driver for SA314 Series	296.00
††	SD370	Replacement 100 Watt Speaker Driver with Adapter	296.00
††	SD210R	Replacement 100 Watt Speaker Driver for SA370, SA1412 & SA1515	296.00

Back-Up Alarms, Electronic

Back-Up Alarms

	WBUA107	Back-Up Alarm, 107dB, 12-24 VDC	58.00
	WBUA97	Back-Up Alarm, 97dB, 12-24 VDC	48.00
	WBUA112	Back-Up Alarm, 87-112dB, 12-24 VDC, Self-Adjusting	120.00
	WBUA112C	Back-Up Alarm, 112 dB, 12-24 VDC	80.00



Safety Site™ & Emitters

GTT Opticom™ Emitters

††	795H	Self-Contained Opticom™ IR LED Emitter for Freedom® IV, Liberty™ II and 4500 Series Lightbars, Factory Installed Only	1779.00
Safety Site™ , Super-LED® Traffic Control Light.			
	W2OSSRK	5 Red Module Kit, Includes Carrying Bag	516.00
	W2OSS	Red Module, Each	97.00



Traffic Advisor™ Series & Accessories

All Models include Control Head for Light Array (Unless Specified), Programmable Flash Patterns Standard on TACTL5, allows for Remote Activation of the "Flash Pattern" and End Lamp Enable/Disable Feature.

Dominator™ Traffic Advisor™, TIR3™ Super-LED® Low Profile, Control Head Optional, 1.74" High x 2.17" Deep Housing, Three Super-LED®s Per Panel.

	TAD6	Six Lamp TIR3™ Super-LED® Traffic Advisor™, 23.36" Long, Less Control Head	558.00
	TAD8	Eight Lamp TIR3™ Super-LED® Traffic Advisor™, 30.36" Long, Less Control Head	697.00
††	TAD8**	Eight Lamp TIR3™ Super-LED® Traffic Advisor™ with Two End Flashing LEDs, Red, Blue and/or Amber, 30.36" Long, Less Control Head	708.00

Dominator™ Plus Traffic Advisor™, LINZ6™ Super-LED® Low Profile, Control Head Optional. 1.74" High x 2.17" Deep Housing, Six Super-LED®s Per Lamp.

	TADP6	Six Lamp LINZ6™ Super-LED® Traffic Advisor™, 23.26" Long, Less Control Head	958.00
	TADP8	Eight Lamp LINZ6™ Super-LED® Traffic Advisor™, 30.36" Long, Less Control Head	1249.00
††	TADP8**	Eight Lamp, Six Lamp LINZ6™ Super-LED® Traffic Advisor™ with Two End Flashing LEDs, Red, Blue and/or Amber, 30.36" Long, Less Control Head	1265.00
††	TADP8FT	Eight Lamp LINZ6™ Super-LED® Traffic Advisor™, 37.37" Long, Includes Rear Deck Mounting for 2013-2017 Ford Police Interceptor	1286.00

Traffic Advisor™, TIR3™, Super-LED®, 1.74" High x 2.17" Deep Housing, Three Super-LED®s Per Panel.

	TAM63	Six Lamp TIR3™ Super-LED® Traffic Advisor™, 23.26" Long	734.00
	TAM83	Eight Lamp TIR3™ Super-LED® Traffic Advisor™, 30.36" Long	896.00
††	TAM83**	Eight Lamp TIR3™ Super-LED® Traffic Advisor™, 30.36" Long, with Two End Flashing LEDs, Red, Blue and/or Amber	906.00

Traffic Advisor™, LINZ6™, Super-LED®, 1.74" High x 2.17" Deep Housing, Six LED's Per Panel.

	TAZ66	Six Lamp LINZ6™ Super-LED® Traffic Advisor™, 23.26" Long	1101.00
	TAZ86	Eight Lamp LINZ6™ Super-LED® Traffic Advisor™, 30.36" Long	1404.00
††	TAZ86**	Eight Lamp, Six Lamp LINZ6™ Super-LED® Traffic Advisor™ with Two End Flashing Super-LED®s, Red, Blue and/or Amber, 30.36" Long	1419.00

Traffic Advisor™, 5mm LED Low Profile, 2.84" High x 2.25" Deep "C" Style Housing. Now with Waterproof Connectors Standard.

	TAL65	Six Lamp LED Traffic Advisor™, 36" Long	815.00
	TAL85	Eight Lamp LED Traffic Advisor™, 46.82" Long	1019.00

Traffic Advisor™, Front Load, Super-LED®, 2.35" High x 2.38" Deep Housing.

	TANF65	Six Lamp Linear-LED® Traffic Advisor™, 34" Long	1024.00
	TANF85	Eight Lamp Linear-LED® Traffic Advisor™, 45.12" Long	1197.00
††	TANF85**	Six Lamp Linear-LED® Traffic Advisor™ with Two End Flashing Super-LED®s, Blue, Red and/or Amber, 45.12" Long	1210.00
	TACF85	Eight Lamp CON3™ Super-LED® Traffic Advisor™, 45.12" Long	971.00
††	TACF85**	Eight Lamp CON3™ Super-LED® Traffic Advisor™ with 2 End Flashers, Red, Blue and/or Amber, 45.12" Long	982.00
	TANBKT1	Mounting Bracket, for top of Vehicle (Horizontal) Mounting	23.50

Traffic Advisor™, Front Load, DUO™ Super-LED®, 2.35" High x 2.38" Deep Housing, No Control Head Required.

	TADF6	Six DUO™ Color Linear Super-LED® Traffic Advisor™, Requires No Special Control Head, 37" Long	1671.00
	TADF8	Eight DUO™ Color Linear Super-LED® Traffic Advisor™, Requires No Special Control Head, 45.12" Long	1791.00
	TDP\$\$\$00	Six or Eight DUO™ Super-LED® Modules, No Charge when Ordered with DUO™ Traffic Advisor™, Replace Symbol \$\$\$ with Number of Warning LED Colors, Order Red/Blue/Amber.	

Traffic Advisor™, TIR6™ Super-LED® Low Profile, 2.84" High x 2.25" Deep Housing, Six Super-LED®s Per Panel. Now with Waterproof Connectors Standard.

	TAM65	Six Lamp Super-LED® Traffic Advisor™, 36" Long	1210.00
	TAM85	Eight Lamp Super-LED® Traffic Advisor™, 46.82" Long	1498.00
††	TAM85**	Six Lamp Super-LED® Traffic Advisor™ with Two End Flashing Super-LED®s, Red, Blue and/or Amber, 46.82" Long	1508.00

Traffic Advisor™, TAC8 Super-LED®, 2" High x 2.64" Deep "C" Style Housing x 47.75" Length, Control Head Included

	TAC815	Eight Lamp Super-LED® Traffic Advisor™, with 15' Cable	825.00
	TAC830	Eight Lamp Super-LED® Traffic Advisor™, with 30' Cable	909.00
	TAC850	Eight Lamp Super-LED® Traffic Advisor™, with 50' Cable	1015.00

Traffic Advisor™, Straight Style Super-LED®

	TA45B72	NEW 700 Series, Eight Lamp, Includes TACTL5, 72"	1999.00
--	---------	--	---------

Traffic Advisor™, Arrow Head Style, Halogen & LED Models, Includes TACTL6 Control Head Unless Noted.

††	TA166AL5	600 Series, 16 LED Lamps, One Piece	4515.00
----	----------	-------------------------------------	---------

Traffic Advisor™, Front Load, Arrow Head Style, Linear™ Super-LED®, 3.5" Deep x 46" Long, Includes TACTL6

††	TA165NF1	Sixteen Lamp, 23" High with 25' Cable	2586.00
----	----------	---------------------------------------	---------

All models are 12 Volt D.C. only unless otherwise noted above. For other voltages contact factory.

* Replace symbol in model number with letter indicating lens color or LED color desired: **A** = Amber; **B** = Blue; **C** = Clear/White; **R** = Red; **G** = Green

Replace symbol in model number with letter indicating SPLIT lens or LED color desired: **D** = Red/Clear or White; **E** = Blue/Clear or White; **F** = Amber/Clear or White; **H** = Green/Clear or White; **J** = Red/Blue; **K** = Red/Amber; **L** = Red/Green; **M** = Blue/Amber † (to be discontinued, check availability) ‡ (special order, check availability, non-returnable, non-cancelable)

! Indicate length desired: 5 foot, 6 foot, 7 foot or 8 foot \$ Indicates Lower Price



Traffic Advisors

↓ †† - Special Order, Non-Returnable, Non-Cancelable. See "Made-To-Order" Statement on Table of Contents Page of this Price List.

MODEL	DESCRIPTION	LIST
†† TA165NF2	Sixteen Lamp 23" High with 50' Cable	2738.00
†† TA125NF1	Twelve Lamp 15" High with 25' Cable	2177.00
†† TA125NF2	Twelve Lamp 15" High with 50' Cable	2328.00

Traffic Advisor™ Accessories

TACTL5	Control Head Only, Programmable for 6 or 8 Lamp Halogen or LED Traffic Advisor™. Includes Auxiliary On/Off Switch. (Replaces TACTLD1 and TACTRL1A)	420.00
TACTL6	Control Head Only, Programmable for 16 Lamp Halogen or LED Traffic Advisor™. Includes Auxiliary On/Off Switch. Meets Federal Standards. (Replaces TACTRL3A)	420.00
TADCTL1	TAD/TADP Series Control Head Only	136.00
TADSW1	On/Off Non-Lighted, SPDT 20 Amp Switch, for TACTL5	16.50
TADSW2	On/Off/On Non-Lighted, SPDT 20 Amp Switch, for TACTL5	16.50
DELTAC5	Delete TACTL5 from 6 to 8 Light LED or Halogen Traffic Advisor™ - DEDUCT	100.00
DELTAC6	Delete TACTL6 from 16 Lamp LED or Halogen Traffic Advisor™ - DEDUCT	100.00

Traffic Advisor™ Substitute Cables, Replaces Standard Length Cables, Not for use in Sequence to Solid or Sequence On/Off Flash Patterns

STA155	NEW TA166AL5 - Substitute 55' Cable for Standard 51' Cable - ADD	85.00
STA235	NEW TAL65/TAM65 - Substitute 35' Cable for Standard 15' Cable - ADD	109.00
STA245	NEW TAL65/TAM65 - Substitute 45' Cable for Standard 15' Cable - ADD	159.00
STA255	NEW TAL65/TAM65 - Substitute 55' Cable for Standard 15' Cable - ADD	209.00
STA335	NEW TAL85/TAM85 - Substitute 35' Cable for Standard 15' Cable - ADD	109.00
STA345	NEW TAL85/TAM85 - Substitute 45' Cable for Standard 15' Cable - ADD	159.00
STA355	NEW TAL85/TAM85 - Substitute 55' Cable for Standard 15' Cable - ADD	209.00
STA445	NEW TA45B72 - Substitute 45' Cable for Standard 35' Cable - ADD	59.00
STA455	NEW TA45B72 - Substitute 55' Cable for Standard 35' Cable - ADD	109.00
STA535	NEW TAM63/TAM83/TAZ66/TAZ86 - Substitute 35' Cable for Standard 15' Cable - ADD	119.00
STA545	NEW TAM63/TAM83/TAZ66/TAZ86 - Substitute 45' Cable for Standard 15' Cable - ADD	179.00
STA555	NEW TAM63/TAM83/TAZ66/TAZ86 - Substitute 55' Cable for Standard 15' Cable - ADD	239.00
STA635	NEW TAD6/TAD8/TADP6/TADP8 - Substitute 35' Cable for Standard 15' Cable - ADD	69.00
STA735	NEW TADF6/TADF8 - Substitute 35' Cable for Standard 15' Cable - ADD	129.00
STA745	NEW TADF6/TADF8 - Substitute 45' Cable for Standard 15' Cable - ADD	189.00
STA755	NEW TADF6/TADF8 - Substitute 55' Cable for Standard 15' Cable - ADD	259.00
STA835	NEW TACF85/TANF65/TANF85 - Substitute 35' Cable for Standard 15' Cable - ADD	109.00
STA845	NEW TACF85/TANF65/TANF85 - Substitute 45' Cable for Standard 15' Cable - ADD	159.00
STA855	NEW TACF85/TANF65/TANF85 - Substitute 55' Cable for Standard 15' Cable - ADD	209.00
STA935	NEW TACF85**/TANF85** - Substitute 35' Cable for Standard 15' Cable - ADD	109.00
STA945	NEW TACF85**/TANF85** - Substitute 45' Cable for Standard 15' Cable - ADD	159.00
STA955	NEW TACF85**/TANF85** - Substitute 55' Cable for Standard 15' Cable - ADD	209.00

Tracer™ Series

Tracer™ Series, Super-LED® Light Array, SOLO™, DUO™ or TRIO™ Versions Available in a 1 to 6 Lamp Unit. Lighthead and mounting ordered as Separate Line items.

TCRHS1	\$ 1 Lamp Housing and TCRL* SOLO™ Lighthead. "L" Bracket Mounting (2 Required) Purchased Separately	321.00
TCRHS2	\$ 2 Lamp Housing and TCRL* SOLO™ Lighthead. "L" Bracket Mounting (3 Required) Purchased Separately	478.00
TCRHS3	\$ 3 Lamp Housing and TCRL* SOLO™ Lighthead. "L" Bracket Mounting (4 Required) Purchased Separately	631.00
TCRHS4	\$ 4 Lamp Housing and TCRL* SOLO™ Lighthead. "L" Bracket Mounting (5 Required) Purchased Separately	776.00
TCRHS5	\$ 5 Lamp Housing and TCRL* SOLO™ Lighthead. "L" Bracket Mounting (6 Required) or Vehicle Specific Mounting Purchased Separately	938.00
TCRHS6	\$ 6 Lamp Housing and TCRL* SOLO™ Lighthead. "L" Bracket Mounting (7 Required) or Vehicle Specific Mounting Purchased Separately	1091.00
TCRL*	SOLO™ Lighthead, Red, Blue, Amber, or White. No Charge When Ordered with the Appropriate Housing	
TCRHD1	\$ 1 Lamp Housing and TCRL** DUO™ Lighthead. "L" Bracket Mounting (2 Required) Purchased Separately	367.00
TCRHD2	\$ 2 Lamp Housing and TCRL** DUO™ Lighthead. "L" Bracket Mounting (3 Required) Purchased Separately	570.00
TCRHD3	\$ 3 Lamp Housing and TCRL** DUO™ Lighthead. "L" Bracket Mounting (4 Required) Purchased Separately	767.00
TCRHD4	\$ 4 Lamp Housing and TCRL** DUO™ Lighthead. "L" Bracket Mounting (5 Required) Purchased Separately	958.00
TCRHD5	\$ 5 Lamp Housing and TCRL** DUO™ Lighthead. "L" Bracket Mounting (6 Required) or Vehicle Specific Mounting Purchased Separately	1163.00
TCRHD6	\$ 6 Lamp Housing and TCRL** DUO™ Lighthead. "L" Bracket Mounting (7 Required) or Vehicle Specific Mounting Purchased Separately	1359.00



TCRL**	DUO™ Lighthouse, Red, Blue, Amber and/or White. No Charge When Ordered with the Appropriate Housing	
TCRHT1	\$ 1 Lamp Housing and TCRL*** TRIO™ Lighthouse. "L" Bracket Mounting (2 Required) Purchased Separately	414.00
TCRHT2	\$ 2 Lamp Housing and TCRL*** TRIO™ Lighthouses. "L" Bracket Mounting (3 Required) Purchased Separately	661.00
TCRHT3	\$ 3 Lamp Housing and TCRL*** TRIO™ Lighthouses. "L" Bracket Mounting (4 Required) Purchased Separately	902.00
TCRHT4	\$ 4 Lamp Housing and TCRL*** TRIO™ Lighthouses. "L" Bracket Mounting (5 Required) Purchased Separately	1137.00
TCRHT5	\$ 5 Lamp Housing and TCRL*** TRIO™ Lighthouses. "L" Bracket Mounting (6 Required) or Vehicle Specific Mounting Purchased Separately	1387.00
TCRHT6	\$ 6 Lamp Housing and TCRL*** TRIO™ Lighthouses. "L" Bracket Mounting (7 Required) or Vehicle Specific Mounting Purchased Separately	1627.00
TCRLRBC	TRIO™ Lighthouse, Red/Blue/White. No Charge When Ordered with the Appropriate Housing	

Options for Tracer™ Series, All SUVs and Pick Up Trucks must have Factory Running Boards.

TCRB35	2015-2017 Dodge Charger Mounting Kit, for 5 Lamp Tracer™, Each	39.00
TCRB44	2015-2017 Dodge Durango, Running Board Mounting Kit, for 5 Lamp Tracer™, Each	40.00
TCRB42	2015-2017 Dodge Ram 1500 Crew Cab, Running Board Mounting Kit, for 6 Lamp Tracer™, Each	48.00
TCRB45A	2015-2017 Chevy Silverado 1500 Crew Cab, Running Board Mounting Kit, for 6 Lamp Tracer™, Each	75.00
TCRB45	2009-2017 Chevy Tahoe Running Board Mounting Kit, for 5 Lamp Tracer™, Each	48.00
TCRB47	NEW 2015-2017 Ford F-150 SuperCrew and 2017 Ford F-250/F-350 Crew Cab Running Board Mounting Kit, for 6 Lamp Tracer™, Each	85.00
TCRB39	2015-2016 Ford F-250/F-350 Crew Cab, Running Board Mounting Kit, for 6 Lamp Tracer™, Each	39.00
TCRB38	2013-2017 Ford Police Interceptor Sedan Mounting Kit, for 5 Lamp Tracer™, Each	48.00
TCRB34	2013-2017 Ford Police Interceptor Utility Running Board Mounting Kit, for 5 Lamp Tracer™, Each	40.00
TCRLBKT	1 "L" Bracket and Hardware, See Tracer™ Description for Quantity Required	10.50
TCRLBKT1	NEW 1 Single Mounting Bracket and Hardware for Front or Rear Mounting of the Tracer™ Series Under a Lightbar. See Tracer Description for Quantity Required. NOTE: Tracer length will Depend on Lightbar Length and Placement of Mounting Feet. Not for Use with Low Profile Mounting Feet.	10.50
TCRLBKT2	NEW 1 Dual Mounting Bracket and Hardware for Front and Rear Mounting of the Tracer™ Series Under a Lightbar. See Tracer Description for Quantity Required. NOTE: Tracer Length will Depend on Lightbar Length and Placement of Mounting Feet. Not for Use with Low Profile Mounting Feet.	10.50



Century™ Series Mini Lightbars

Century™ Series LED Mini Lightbars with Aluminum Base with Color Outer Dome, Unless Specified

MC11P*	11", Permanent Mount, Amber, Blue or Red	369.00
MC11M*	11", Magnetic Mount, Amber, Blue or Red	369.00
MC11S*	11", Stud Mount, Amber, Blue or Red	361.00
MC16P*	16", Permanent Mount, Amber, Blue or Red	389.00
MC16M*	16", Magnetic Mount, Amber, Blue or Red	412.00
MC16V*	16", Magnetic/Suction Mount, Amber, Blue or Red	445.00
MC16S*	16", Stud Mount, Amber, Blue or Red	412.00
MC16PJ	16", Permanent Mount, Driver Side Red, Passenger Side Blue with Clear Dome	389.00
MC16MJ	16", Magnetic Mount, Driver Side Red, Passenger Side Blue with Clear Dome	412.00
MC16VJ	16", Magnetic/Suction Mount, Driver Side Red, Passenger Side Blue with Clear Dome	445.00
MC16SJ	16", Stud Mount, Driver Side Red, Passenger Side Blue with Clear Dome	402.00
MC16PF	16", Permanent Mount, Driver Side Amber, Passenger Side White with Clear Dome	403.00
MC16MF	16", Magnetic Mount, Driver Side Amber, Passenger Side White with Clear Dome	427.00
MC16VF	16", Magnetic/Suction Mount, Driver Side Amber, Passenger Side White with Clear Dome	434.00
MC16SF	16", Stud Mount, Driver Side Amber, Passenger Side White with Clear Dome	402.00
MC23P*	23", Permanent Mount, Amber, Blue or Red	567.00
MC23M*	23", Magnetic Mount, Amber, Blue or Red	592.00
MC23V*	23", Magnetic/Suction Mount, Amber, Blue or Red	612.00
MC23S*	23", Stud Mount, Amber, Blue or Red	592.00



Lightbars, Mini

Mini Legacy™, Super-LED® Series Lightbars

Mini Legacy™ GT9 Series Lightbars, 19.31" Long, Includes Four Linear Super-LED® Corner Modules

GT9****P	Permanent Mount with 15' Cable, Amber, Blue, Red and/or White	1386.00
GT9****M	Magnetic Mount with Cigar Cord, Amber, Blue, Red and/or White	1386.00
GT9****V	Magnetic/Suction Mount with Cigar Cord, Amber, Blue, Red and/or White	1488.00
GSDS*	One Short Super-LED® Single Color Amber, Blue, Red or White	83.00
GTTS	Two Short Super-LED® Take-Down Lights, For Permanent Mount Only	148.00
GTA	Two Super-LED® Alley Lights, For Permanent Mount Only	148.00
GTSA	Two Short Super-LED® Take-Down and Alley Lights, For Permanent Mount Only	285.00



All models are 12 Volt D.C. only unless otherwise noted above. For other voltages contact factory.

* Replace symbol in model number with letter indicating lens color or LED color desired: **A** = Amber; **B** = Blue; **C** = Clear/White; **R** = Red; **G** = Green

Replace symbol in model number with letter indicating SPLIT lens or LED color desired: **D** = Red/Clear or White; **E** = Blue/Clear or White; **F** = Amber/Clear or White; **H** = Green/Clear or White; **J** = Red/Amber; **K** = Red/Green; **L** = Red/Amber; **M** = Blue/Amber; **†** (to be discontinued, check availability) **††** (special order, check availability, non-returnable, non-cancelable)

! Indicate length desired: 5 foot, 6 foot, 7 foot or 8 foot \$ Indicates Lower Price

↓ †† - Special Order, Non-Returnable, Non-Cancelable. See "Made-To-Order" Statement on Table of Contents Page of this Price List.

MODEL DESCRIPTION LIST

Mini Liberty™ II SOLO™, Super-LED® Series Lightbars

Mini Liberty™ II IT9 Series Lightbars, 19.31" Long, Includes Four Linear Super-LED® Corner Modules

IT9****P	Permanent Mount with 15' Cable, Amber, Blue, Red and/or White	1219.00
IT9****M	Magnetic Mount with Cigar Cord, Amber, Blue, Red or White	1219.00
IT9****V	Magnetic/Suction Mount with Cigar Cord, Amber, Blue, Red or White	1321.00
IWDS*	One Single Color Short 3 Super-LED® Lighthouse, Amber, Blue, Red or White	120.00
ITTS	Two Short Super-LED® Take-Down Lights, For Permanent Mount Only	148.00
ITA	Two Super-LED® Alley Lights, For Permanent Mount Only	148.00
ITSA	Two Short Super-LED® Take-Down and Alley Lights, For Permanent Mount Only	285.00



Responder® LP Series Mini Lightbars

Low Profile, Super-LED®. For Multiple Color Lightbars with Clear Outer Dome, Replace " " with an "S" and use Lighting Package R1\$\$\$00 for R1 Models and R2\$\$\$00 for R2 Models. Replace Symbol "\$" with the Number of Color LED Lighthouses Required (Maximum of Six). Order of Color is Red, Blue and Amber.

Responder® LP Series Lightbars, Polycarbonate Base, with Color Outer Dome Standard on Single Color Models.

R1LPP*	Six CON3™ Super-LED® Modules, Permanent Mount, Amber, Blue or Red	491.00
R1LPPF	Six CON3™ Super-LED® Modules, Permanent Mount, Driver Side Amber & Passenger Side White with Clear Dome	491.00
R1LPM*	Six CON3™ Super-LED® Modules, Magnetic Mount, Amber, Blue or Red	516.00
R1LPMF	Six CON3™ Super-LED® Modules, Magnetic Mount, Driver Side Amber & Passenger Side White with Clear Dome	516.00
R1LPV*	Six CON3™ Super-LED® Modules, Magnetic/Suction Mount, Amber, Blue or Red	539.00
R1LPVF	Six CON3™ Super-LED® Modules, Magnetic/Suction Mount, Driver Side Amber & Passenger Side White with Clear Dome	539.00
R2LPP*	Six LIN6™ Super-LED® Modules, Permanent Mount, Amber, Blue or Red	636.00
R2LPM*	Six LIN6™ Super-LED® Modules, Magnetic Mount, Amber, Blue or Red	659.00
R2LPV*	Six LIN6™ Super-LED® Modules, Magnetic/Suction Mount, Amber, Blue or Red	682.00



Responder® LP Series Lightbars, Aluminum Base, with Color Outer Dome Standard on Single Color Models.

R1LPHP*	Six CON3™ Super-LED® Modules, Permanent Mount, Amber, Blue or Red	539.00
R1LPHM*	Six CON3™ Super-LED® Modules, Magnetic Mount, Amber, Blue or Red	563.00
R1LPHV*	Six CON3™ Super-LED® Modules, Magnetic/Suction Mount, Amber, Blue or Red	594.00
R2LPHP*	Six LIN6™ Super-LED® Modules, Permanent Mount, Amber, Blue or Red	710.00
R2LPHM*	Six LIN6™ Super-LED® Modules, Magnetic Mount, Amber, Blue or Red	734.00
R2LPHV*	Six LIN6™ Super-LED® Modules, Magnetic/Suction Mount, Amber, Blue or Red	755.00
†† R2LPPA4	\$ Six LIN6™ Super-LED® Modules, Permanent Mount, Amber, 24 VDC	636.00
†† R2LPPMA4	\$ Six LIN6™ Super-LED® Modules, Magnetic Mount, Amber, 24 VDC	659.00

Responder® LP DUO™ Series Lightbars, Polycarbonate Base, with Clear Outer Dome.

†† RDLPAB	Six DUO™ Amber/Blue Super-LED® Modules, Permanent Mount	1132.00
-----------	---	---------

Options for Multi-Color Responder® LP Series, Replace \$ with Number of Color LEDs Required (Maximum Six Modules). Order of colors is Red, Blue, Amber, For White Contact Factory For Pricing.

R1\$\$\$00	Six CON3™ Super-LED® Modules, Insert Color, No Charge When Ordered with R1 Split Color Models	
R2\$\$\$00	Six LIN6™ Super-LED® Modules, Insert Color, No Charge When Ordered with R2 Split Color Models	

Responder® HD Series Mini Lightbars

Heavy-Duty Rotating and Super-LED®.

Responder® HD Series Lightbars

R10HDP*	Six Super-LED® Modules, Amber, Blue or Red, Permanent Mount	1281.00
R10HDM*	Six Super-LED® Modules, Amber, Blue or Red, Magnetic Mount	1306.00
R10HDV*	Six Super-LED® Modules, Amber, Blue or Red, Magnetic/Suction Cup Mount	1329.00
RDXMM90	90 lb. Pull Magnetic Mount Kit with Cord & Plug	51.00
INSTLRDX	Installation of RDXMM90 on Permanent Mount RHD Series	14.00



Mini Edge® Freedom® IV DYAD™ Series Lightbars

Mini Edge® Freedom® IV Super-LED® Series Lightbars, 21.5" Long (Unless Specified), Includes Four Corner Linear-LED® Modules. First and Second *** for Driver Side Front and Passenger Side Rear and Third and Fourth *** for Driver Side Rear and Passenger Side Front. Clear Outer Domes with Clear Dividers. Multiple Flash Patterns with Passenger Side Cable Exit, Specify LED Color Placement at Time of Order.

F4M****P	Permanent Mount, Amber, Blue, Red and/or White	1485.00
F4M****M	Magnetic Mount, Amber, Blue, Red and/or White	1485.00
F4B****P	23.29" Long, with Center Section, Permanent Mount, Amber, Blue, Red and/or White	1689.00
F4M*0*0F	Two Front Corner Facing Linear-LED®s, Permanent Mount, Amber, Blue, Red and/or White	1012.00
F4G*0*0F	23.29" Long, Two Front Corner Facing Linear-LED®s, Pre-wired for GTT Center Mounted Emitter, Purchased Separately, Permanent Mount, Red or White	1216.00



Options for Mini Edge® Freedom® IV Super-LED® Series Lightbars, Up to Two Front and Two Rear Inboard Modules. Take Down and Alleys for Permanent Mount Only

F4DL*	One Single Color Long 12 Super-LED® Lighthead, Amber, Blue, Red or White	237.00
F4MA3	Two 3-LED Super-LED® Alley Lights, Includes Harnesses	169.00
F4MA6	Two 6-LED Super-LED® Alley Lights, Includes Harnesses	223.00
F4MTL6	Two 6-LED Super-LED® Long Take Down Lights, Includes Harnesses	223.00
F4MTATL3	Two 3-LED Super-LED® Alley Lights and Two 6-LED Super-LED® Long Take Down Lights, Includes Harnesses	323.00
F4MTATL6	Two 6-LED Super-LED® Alley Lights and Two 6-LED Super-LED® Long Take Down Lights, Includes Harnesses	375.00
F4795H	NEW Installation (Pre-wired) of 795H in a Mini Freedom® IV Lightbar, No Charge when Purchased with a 795H Emitter, Center Mount Option Only	
F4MEND*	Color End Dome, For 21.5" Lightbar, When Purchased with a Lightbar, Add Each	29.00
F4MEND#	Color End Dome, For 21.5" Lightbar, with Clear Alley Window, When Purchased with a Lightbar, Add Each	29.00
F4MENDX	Smoked Dome for Mini Freedom® IV, When Purchased with a Lightbar, Add Each	10.50
F4DIVIDX	Smoked Divider, Add Each	10.50

Mini Freedom® IV Rota-Beam™ Series Lightbars

Mini Freedom® IV Rota-Beam™ Super-LED® Series Lightbars, 23.29" Long, First and Second "" for Driver Side Front and Passenger Side Rear and Third and Forth "" for Driver Side Rear and Passenger Side Front. Clear Outer Domes with Clear Dividers. Multiple Flash Patterns with Passenger Side Cable Exit

R4B****P	Amber, Blue or Red	2965.00
R4B*0*0P	Front Facing, Amber, Blue or Red	2132.00

Mini Freedom® IV Rota-Beam™ Series Lightbars, Options

F4RB*	One Super-LED® Rota-Beam™ Module, Amber, Blue, Red or White, for Inboard Front or Rear	416.00
F4RDL*	One Single Color Long 12 Super-LED® DYAD™ Lighthead, Amber, Blue, Red or White	237.00
R4BFLASH	Flasher for Front or Rear F4D's, Purchased Separately. Up to Two per Bar. Each Front or Rear Flasher Controls up to Two Lights, for a Total of Four	104.00
R4BA3	Two 3-LED Super-LED® Alley Lights, Includes Harnesses	169.00
R4BA6	Two 6-LED Super-LED® Alley Lights, Includes Harnesses	223.00
F4RWA*	One Single Color Short 6 Super-LED® DYAD™ Lighthead, Warning for Alley Light Position, Amber, Blue, Red or White	167.00
R4BTL6	Two 6-LED Super-LED® Long Take Down Lights, Includes Harnesses	223.00
R4B795H	NEW Installation (Pre-wired) of 795H in a Mini Freedom® IV Rota-Beam™ Lightbar, No Charge when Purchased with a 795H Emitter, Center Mount Option Only	
R4BEND*	Color End Dome for 23.29" Lightbar with Center Section Only, When Purchased with a Lightbar, Add Each	29.00
R4BEND#	Color End Dome with Clear Alley Window, for 23.29" Lightbar with Center Section Only, When Purchased with a Lightbar, Add Each	29.00
R4BENDX	Smoked Dome for 23.29" Lightbar with Center Section Only, When Purchased with Lightbar, Add Each	10.50
F4DIVIDX	Smoked Divider, Add Each	10.50

Mini Justice® Series

Mini Justice® JY Series, Includes Four Linear6™ Corner Modules. Permanent Mount Models with 15' Cable.

MJY****P	Permanent Mount, Amber, Blue, Red and/or White	881.00
MJY****M	Magnetic Mount, Amber, Blue, Red and/or White	755.00
MJY****V	Magnetic/Suction Mount, Amber, Blue, Red and/or White	800.00

Options for Mini Justice® Series, Take-Down and Alley Lights for Permanent Mount Models Only.

JDC*	One CON3™, Amber, Blue, Red or White	104.00
JDH*	One LTR3™, Red, Blue and/or Amber. Only for use with Take-Down Lights	104.00
MJTDALL1	Four LR11 Super-LED®'s, Two Steady-Burn Take-Down and Two Steady-Burn Alley Lights with 15° Horizontal Adjustment. For Permanent Models Only	285.00

Inner Edge® FST™ and RST™ Series

Extra Low Profile Interior Lightbars, Includes Proclera™ Silicone Optic Technology and Mounting Hardware.

Inner Edge® FST™ Low Current Switching SOLO™, Low Profile Series Lightbars, Upper Front Series with Proclera™ Silicone Optics, Low Power, Scan-Lock™ Flash Patterns and Mounting Kit.

ISFL455	NEW Chevy Tahoe/Suburban, 2015-2017, Chevy Silverado-1500/2500/3500, 2014-2017, Five Lamps, Upper Front Passenger Side Unit Only, with One LED Flashing/Take-Down	599.00
ISFL456	NEW Chevy Tahoe/Suburban, 2015-2017, Chevy Silverado-1500/2500/3500, 2014-2017, Six Lamps, Upper Front Passenger Side Unit Only (No Take-Down)	599.00
ISFL45Z	NEW Chevy Tahoe/Suburban, 2015-2017, Chevy Silverado-1500/2500/3500, 2014-2017, Ten Lamps, Upper Front Two Piece Unit, Individual Driver and Passenger Side Units, with Two LED Flashing/Take-Downs	1036.00
ISFL45X	NEW Chevy Tahoe/Suburban, 2015-2017, Chevy Silverado-1500/2500/3500, 2014-2017, Twelve Lamps, Upper Front Two Piece Unit, Individual Driver and Passenger Side Units (No Take-Downs)	1036.00


All models are 12 Volt D.C. only unless otherwise noted above. For other voltages contact factory.

* Replace symbol in model number with letter indicating lens color or LED color desired: **A** = Amber; **B** = Blue; **C** = Clear/White; **R** = Red; **G** = Green

Replace symbol in model number with letter indicating SPLIT lens or LED color desired: **D** = Red/Clear or White; **E** = Blue/Clear or White; **F** = Amber/Clear or White; **H** = Green/Clear or White; **J** = Red/Blue; **K** = Red/Amber; **L** = Red/Green; **M** = Blue/Amber **†** (to be discontinued, check availability) **††** (special order, check availability, non-returnable, non-cancelable)

! Indicate length desired: 5 foot, 6 foot, 7 foot or 8 foot **\$** Indicates Lower Price



↓  - Special Order, Non-Returnable, Non-Cancelable. See "Made-To-Order" Statement on Table of Contents Page of this Price List.

MODEL	DESCRIPTION	LIST
ISFL355	NEW Dodge Charger, 2011-2017, Five Lamps, Upper Front Passenger Side Unit Only, with One LED Flashing/Take-Down	599.00
ISFL356	NEW Dodge Charger, 2011-2017, Six Lamps, Upper Front Passenger Side Unit Only (No Take-Down)	599.00
ISFL35Z	NEW Dodge Charger, 2011-2017, Ten Lamps, Upper Front Two Piece Unit, Individual Driver and Passenger Side Units, with Two LED Flashing/Take-Downs	1036.00
ISFL35X	NEW Dodge Charger, 2011-2017, Twelve Lamps, Upper Front Two Piece Unit, Individual Driver and Passenger Side Units (No Take-Downs)	1036.00
ISFL345	NEW Ford Police Interceptor Utility, 2013-2017, Five Lamps, Upper Front Passenger Side Unit Only, with One LED Flashing/Take-Down	599.00
ISFL346	NEW Ford Police Interceptor Utility, 2013-2017, Six Lamps, Upper Front Passenger Side Unit Only (No Take-Down)	599.00
ISFL34Z	NEW Ford Police Interceptor Utility, 2013-2017, Ten Lamps, Upper Front Two Piece Unit, Individual Driver and Passenger Side Units, with Two LED Flashing/Take-Downs	1036.00
ISFL34X	NEW Ford Police Interceptor Utility, 2013-2017, Twelve Lamps, Upper Front Two Piece Unit, Individual Driver and Passenger Side Units (No Take-Downs)	1036.00
ISFL474	NEW Ford F-150, 2015-2017, F-250/F-350, 2017, Four Lamps, Upper Front Passenger Side Unit Only, with One LED Flashing/Take-Down	569.00
ISFL475	NEW Ford F-150, 2015-2017, F-250/F-350, 2017, Five Lamps, Upper Front Passenger Side Unit Only (No Take-Down)	569.00
ISFL478	NEW Ford F-150, 2015-2017, F-250/F-350, 2017, Eight Lamps, Upper Front Two Piece Unit, Individual Driver and Passenger Side Units, with Two LED Flashing/Take-Downs	976.00
ISFL47Z	NEW Ford F-150, 2015-2017, F-250/F-350, 2017, Ten Lamps, Upper Front Two Piece Unit, Individual Driver and Passenger Side Units (No Take-Downs)	976.00
ISFL434	NEW Ford Fusion, 2013-2017, Four Lamps, Upper Front Passenger Side Unit Only, with One LED Flashing/Take-Down	569.00
ISFL435	NEW Ford Fusion, 2013-2017, Five Lamps, Upper Front Passenger Side Unit Only (No Take-Down)	569.00
ISFL438	NEW Ford Fusion, 2013-2017, Eight Lamps, Upper Front Two Piece Unit, Individual Driver and Passenger Side Units, with Two LED Flashing/Take-Downs	976.00
ISFL43Z	NEW Ford Fusion, 2013-2017, Ten Lamps, Upper Front Two Piece Unit, Individual Driver and Passenger Side Units (No Take-Downs)	976.00
ISFL385	NEW Ford Police Interceptor Sedan, 2013-2017, Five Lamps, Upper Front Passenger Side Unit Only, with One LED Flashing/Take-Down	599.00
ISFL386	NEW Ford Police Interceptor Sedan, 2013-2017, Six Lamps, Upper Front Passenger Side Unit Only (No Take-Down)	599.00
ISFL38Z	NEW Ford Police Interceptor Sedan, 2013-2017, Ten Lamps, Upper Front Two Piece Unit, Individual Driver and Passenger Side Units, with Two LED Flashing/Take-Downs	1036.00
ISFL38X	NEW Ford Police Interceptor Sedan, 2013-2017, Twelve Lamps, Upper Front Two Piece Unit, Individual Driver and Passenger Side Units (No Take-Downs)	1036.00
ISS*	NEW One SOLO™ Lighthouse for FST™ and RST™ Series, No Charge When Ordered with Inner Edge® Tray	

Inner Edge® FST™ WeCan®, SOLO™, DUO™ and TRIO™, Low Profile Series Lightbars, Upper Front Series with Proclera™ Silicone Optics, Low Power, Scan-Lock™ Flash Patterns and Mounting Kit.



ISFW455	NEW Chevy Tahoe/Suburban, 2015-2017, Chevy Silverado-1500/2500/3500, 2014-2017, Five Lamps, Upper Front Passenger Side Unit Only, with One LED Flashing/Take-Down	699.00
ISFW456	NEW Chevy Tahoe/Suburban, 2015-2017, Chevy Silverado-1500/2500/3500, 2014-2017, Six Lamps, Upper Front Passenger Side Unit Only (No Take-Down)	699.00
ISFW45Z	NEW Chevy Tahoe/Suburban, 2015-2017, Chevy Silverado-1500/2500/3500, 2014-2017, Ten Lamps, Upper Front Two Piece Unit, Individual Driver and Passenger Side Units, with Two LED Flashing/Take-Downs	1136.00
ISFW45X	NEW Chevy Tahoe/Suburban, 2015-2017, Chevy Silverado-1500/2500/3500, 2014-2017, Twelve Lamps, Upper Front Two Piece Unit, Individual Driver and Passenger Side Units (No Take-Downs)	1136.00
ISFW355	NEW Dodge Charger, 2011-2017, Five Lamps, Upper Front Passenger Side Unit Only, with One LED Flashing/Take-Down	699.00
ISFW356	NEW Dodge Charger, 2011-2017, Six Lamps, Upper Front Passenger Side Unit Only (No Take-Down)	699.00
ISFW35Z	NEW Dodge Charger, 2011-2017, Ten Lamps, Upper Front Two Piece Unit, Individual Driver and Passenger Side Units, with Two LED Flashing/Take-Downs	1136.00
ISFW35X	NEW Dodge Charger, 2011-2017, Twelve Lamps, Upper Front Two Piece Unit, Individual Driver and Passenger Side Units (No Take-Downs)	1136.00
ISFW345	NEW Ford Police Interceptor Utility, 2013-2017, Five Lamps, Upper Front Passenger Side Unit Only, with One LED Flashing/Take-Down	699.00
ISFW346	NEW Ford Police Interceptor Utility, 2013-2017, Six Lamps, Upper Front Passenger Side Unit Only (No Take-Down)	699.00
ISFW34Z	NEW Ford Police Interceptor Utility, 2013-2017, Ten Lamps, Upper Front Two Piece Unit, Individual Driver and Passenger Side Units, with Two LED Flashing/Take-Downs	1136.00

ISFW34X	NEW Ford Police Interceptor Utility, 2013-2017, Twelve Lamps, Upper Front Two Piece Unit, Individual Driver and Passenger Side Units (No Take-Downs)	1136.00
ISFW474	NEW Ford F-150, 2015-2017, F-250/F-350, 2017, Four Lamps, Upper Front Passenger Side Unit Only, with One LED Flashing/Take-Down	669.00
ISFW475	NEW Ford F-150, 2015-2017, F-250/F-350, 2017, Five Lamps, Upper Front Passenger Side Unit Only (No Take-Down)	669.00
ISFW478	NEW Ford F-150, 2015-2017, F-250/F-350, 2017, Eight Lamps, Upper Front Two Piece Unit, Individual Driver and Passenger Side Units, with Two LED Flashing/Take-Downs	1106.00
ISFW47Z	NEW Ford F-150, 2015-2017, F-250/F-350, 2017, Ten Lamps, Upper Front Two Piece Unit, Individual Driver and Passenger Side Units (No Take-Downs)	1106.00
ISFW434	NEW Ford Fusion, 2013-2017, Four Lamps, Upper Front Passenger Side Unit Only, with One LED Flashing/Take-Down	669.00
ISFW435	NEW Ford Fusion, 2013-2017, Five Lamps, Upper Front Passenger Side Unit Only (No Take-Down)	669.00
ISFW438	NEW Ford Fusion, 2013-2017, Eight Lamps, Upper Front Two Piece Unit, Individual Driver and Passenger Side Units, with Two LED Flashing/Take-Downs	1106.00
ISFW43Z	NEW Ford Fusion, 2013-2017, Ten Lamps, Upper Front Two Piece Unit, Individual Driver and Passenger Side Units (No Take-Downs)	1106.00
ISFW385	NEW Ford Police Interceptor Sedan, 2013-2017, Five Lamps, Upper Front Passenger Side Unit Only, with One LED Flashing/Take-Down	669.00
ISFW386	NEW Ford Police Interceptor Sedan, 2013-2017, Six Lamps, Upper Front Passenger Side Unit Only (No Take-Down)	669.00
ISFW38Z	NEW Ford Police Interceptor Sedan, 2013-2017, Ten Lamps, Upper Front Two Piece Unit, Individual Driver and Passenger Side Units, with Two LED Flashing/Take-Downs	1136.00
ISFW38X	NEW Ford Police Interceptor Sedan, 2013-2017, Twelve Lamps, Upper Front Two Piece Unit, Individual Driver and Passenger Side Units (No Take-Downs)	1136.00
ISS*	NEW One SOLO™ Lighthead for FST™ and RST™ Series, No Charge When Ordered with Inner Edge® Tray	
ISD#	NEW One DUO™ Lighthead for FST™ and RST™, For WeCan® Series Only, Price Available When Ordered with Inner Edge® Tray	48.00
ISTRBA	NEW One TRIO™ Lighthead, Red/Blue/Amber, For WeCan® Series Only, Price Available When Ordered with Inner Edge® Tray	96.00
ISTRCA	NEW One TRIO™ Lighthead, Red/White/Amber, For WeCan® Series Only, Price Available When Ordered with Inner Edge® Tray	96.00
ISTBCA	NEW One TRIO™ Lighthead, Blue/White/Amber, For WeCan® Series Only, Price Available When Ordered with Inner Edge® Tray	96.00
ISTRBC	NEW One TRIO™ Lighthead, Red/Blue/White, For WeCan® Series Only, Price Available When Ordered with Inner Edge® Tray	
DELWCCP	NEW Delete WeCan® Control Point (DEDUCT)	39.00

Inner Edge® RST™ Series, Rear Facing Super-LED® Lightbars with Proclera™ Silicone Optics, Eight, Ten or Twelve Lamp Arrays in SOLO™, DUO™ or TRIO™ Technology.

ITRAYL8	NEW 8 Lamp Tray, Low Current, Choose 8 SOLO™ Lightheads and Vehicle Specific Housing and Mount	1019.00
ITRAYL10	NEW 10 Lamp Tray, Low Current, Choose 10 SOLO™ Lightheads and Vehicle Specific Housing and Mount, For Use in Sedans Only	1121.00
ITRAYL12	NEW 12 Lamp Tray, Low Current, Choose 12 SOLO™ Lightheads and Vehicle Specific Housing and Mount, For Use in Dodge Charger and Ford Police Interceptor Sedans Only	1325.00
ITRAYW8	NEW 8 Lamp Tray, WeCan®, Choose 8 SOLO™, DUO™ or TRIO™ Lightheads and Vehicle Specific Housing and Mount	1119.00
ITRAYW10	NEW 10 Lamp Tray, WeCan®, Choose 10 SOLO™, DUO™ or TRIO™ Lightheads and Vehicle Specific Housing and Mount, For Use in Sedans Only	1221.00
ITRAYW12	NEW 12 Lamp Tray, WeCan®, Choose 12 SOLO™, DUO™ or TRIO™ Lightheads and Vehicle Specific Housing and Mount, For Use in Dodge Charger and Ford Police Interceptor Sedans Only	1425.00
ISS*	NEW One SOLO™ Lighthead for FST™ and RST™ Series, No Charge When Ordered with Inner Edge® Tray	
ISD#	NEW One DUO™ Lighthead for FST™ and RST™, For WeCan® Series Only, Price Available When Ordered with Inner Edge® Tray	48.00
ISTRBA	NEW One TRIO™ Lighthead, Red/Blue/Amber, For WeCan® Series Only, Price Available When Ordered with Inner Edge® Tray	96.00
ISTRCA	NEW One TRIO™ Lighthead, Red/White/Amber, For WeCan® Series Only, Price Available When Ordered with Inner Edge® Tray	96.00
ISTBCA	NEW One TRIO™ Lighthead, Blue/White/Amber, For WeCan® Series Only, Price Available When Ordered with Inner Edge® Tray	96.00
ISTRBC	NEW One TRIO™ Lighthead, Red/Blue/White, For WeCan® Series Only, Price Available When Ordered with Inner Edge® Tray	96.00
IS458	NEW Chevy Tahoe/Suburban, 2015-2017, Upper Rear Housing for Eight or Ten Modules, No Charge When Ordered with Inner Edge® Tray	
IS358	NEW Dodge Charger, 2011-2017, Lower Rear Housing for Eight or Ten Modules, No Charge When Ordered with Inner Edge® Tray	
IS35Z	NEW Dodge Charger, 2011-2017, Lower Rear Housing for Twelve Modules, No Charge When Ordered with Inner Edge® Tray	




Lightbars

All models are 12 Volt D.C. only unless otherwise noted above. For other voltages contact factory.

* Replace symbol in model number with letter indicating lens color or LED color desired: **A** = Amber; **B** = Blue; **C** = Clear/White; **R** = Red; **G** = Green

Replace symbol in model number with letter indicating SPLIT lens or LED color desired: **D** = Red/Clear or White; **E** = Blue/Clear or White; **F** = Amber/Clear or White; **H** = Green/Clear or White; **J** = Red/Blue; **K** = Red/Amber; **L** = Red/Green; **M** = Blue/Amber **†** (to be discontinued, check availability) **‡** (special order, check availability, non-returnable, non-cancelable)

! Indicate length desired: 5 foot, 6 foot, 7 foot or 8 foot **\$** Indicates Lower Price

↓  - Special Order, Non-Returnable, Non-Cancelable. See "Made-To-Order" Statement on Table of Contents Page of this Price List.

MODEL	DESCRIPTION	LIST
IS348	NEW Ford Police Interceptor Utility, 2013-2017, Upper Rear Housing for Eight or Ten Modules, No Charge When Ordered with Inner Edge® Tray	
IS388	NEW Ford Police Interceptor Sedan, 2013-2017, Lower Rear Housing for Eight or Ten Modules, No Charge When Ordered with Inner Edge® Tray	
IS38Z	NEW Ford Police Interceptor Sedan, 2013-2017, Lower Rear Housing for Twelve Modules, No Charge When Ordered with Inner Edge® Tray	
DELWCCP	NEW Delete WeCan® Control Point (DEDUCT)	39.00

Outer Edge® Series Lightbars

Outer Edge® Rear Facing Upper Exterior Mount, ION™ Super-LED® Low Current, Standard with Traffic Advisor™ Patterns.

OELS45	NEW Six Lamp Warning, Two Piece, For Chevy Tahoe 2015-2017, Requires Six SOLO™ OEION* Lightheads	1069.00
OELS34	NEW Six Lamp Warning, Two Piece, For Ford Police Interceptor Utility 2013-2017, Requires Six SOLO™ OEION* Lightheads	1069.00
OEION*	NEW SOLO™ Lighthead, Six Required, No Charge when Ordered with Outer Edge®	
OEION*X	NEW SOLO™ Lighthead, with Smoked Lens, Six Required, When Ordered with Outer Edge®, Add Each	10.50



Outer Edge® Rear Facing Upper Exterior Mount, ION™ Super-LED®, Allows Individual Control of Each Lighthead Color. Requires Remote Flasher, CenCom Carbide™, CanTrol® or REMOTE16 Module, Purchased Separately.

OEWS45	NEW Six Lamp, Two Piece, For Chevy Tahoe 2015-2017, Requires Six SOLO™ OEION* Lightheads	1019.00
OEWS34	NEW Six Lamp, Two Piece, For Ford Police Interceptor Utility 2013-2017, Requires Six SOLO™ OEION* Lightheads	1019.00
OEION*	NEW SOLO™ Lighthead, for OEWS Series Only, Six Required, No Charge when Ordered with Outer Edge®	
OEION*X	NEW SOLO™ Lighthead, with Smoked Lens, for OEWS Series only, Six Required, When Ordered with Outer Edge®, Add Each	10.50
OEWD45	NEW Six Lamp, Two Piece, For Chevy Tahoe 2015-2017, Requires Six DUO™ OEI2 Lightheads	1429.00
OEWD34	NEW Six Lamp, Two Piece, For Ford Police Interceptor Utility 2013-2017, Requires Six DUO™ OEI2 Lightheads	1429.00
OEI2#	NEW DUO™ Lighthead for OEWD Series Only, Six Required, No Charge when Ordered with Outer Edge®	
OEI2#X	NEW DUO™ Lighthead, with Smoked Lens, for OEWD Series only, Six Required, When Ordered with Outer Edge®, Add Each	10.50
OEWT45	NEW Six Lamp, Two Piece, For Chevy Tahoe 2015-2017, Requires Six TRIO™ OEI3 Lightheads	1649.00
OEWT34	NEW Six Lamp, Two Piece, For Ford Police Interceptor Utility 2013-2017, Requires Six TRIO™ OEI3 Lightheads	1649.00
OEI3RBA	NEW TRIO™ Lighthead, Red/Blue/Amber, for OEWT Series Only, Six Required, No Charge when Ordered with Outer Edge®	
OEI3RCA	NEW TRIO™ Lighthead, Red/White/Amber, for OEWT Series Only, Six Required, No Charge when Ordered with Outer Edge®	
OEI3BCA	NEW TRIO™ Lighthead, Blue/White/Amber, for OEWT Series Only, Six Required, No Charge when Ordered with Outer Edge®	
OEI3RBC	NEW TRIO™ Lighthead, Red/Blue/White, for OEWT Series Only, Six Required, No Charge when Ordered with Outer Edge®	
OEI3RBAX	NEW TRIO™ Lighthead, with Smoked Lens, Red/Blue/Amber, for OEWT Series Only, Six Required, When Ordered with Outer Edge®, Add Each	10.50
OEI3RCAX	NEW TRIO™ Lighthead, with Smoked Lens, Red/White/Amber, for OEWT Series Only, Six Required, When Ordered with Outer Edge®, Add Each	10.50
OEI3BCAX	NEW TRIO™ Lighthead, with Smoked Lens, Blue/White/Amber, for OEWT Series Only, Six Required, When Ordered with Outer Edge®, Add Each	10.50
OEI3RBCX	NEW TRIO™ Lighthead, with Smoked Lens, Red/Blue/White, for OEWT Series Only, Six Required, When Ordered with Outer Edge®, Add Each	10.50

Outer Edge® Rear Pillar Exterior Mount, ION™ Super-LED® Low Current

RPLS45	NEW Six Lamp, Two Piece, For Chevy Tahoe 2016-2017, Requires Six SOLO™ OEION* Lightheads	1469.00
RPLS34	NEW Six Lamp, Two Piece, For Ford Police Interceptor Utility 2013-2017, Requires Six SOLO™ OEION* Lightheads	1209.00
OEION*	NEW SOLO™ Lighthead, Six Required, No Charge when Ordered with Outer Edge®	
OEION*X	NEW SOLO™ Lighthead, with Smoked Lens, Six Required, When Ordered with Outer Edge®, Add Each	10.50

Outer Edge® Rear Pillar Exterior Mount, ION™ Super-LED®, Allows Individual Control of Each Lighthead Color. Requires Remote Flasher, CenCom Carbide™, CanTrol® or REMOTE16 Module, Purchased Separately.

RPWS45	NEW Six Lamp, Two Piece, For Chevy Tahoe 2016-2017, Requires Six SOLO™ OEION* Lightheads	1379.00
RPWS34	NEW Six Lamp, Two Piece, For Ford Police Interceptor Utility 2013-2017, Requires Six SOLO™ OEION* Lightheads	1060.00



OEION*	NEW SOLO™ Lighthead, for RPWS Series Only, Six Required, No Charge when Ordered with Outer Edge®	
OEION*X	NEW SOLO™ Lighthead, with Smoked Lens, for RPWS Series only, Six Required, When Ordered with Outer Edge®, Add Each	10.50
RPWD45	NEW Six Lamp, Two Piece, For Chevy Tahoe 2016-2017, Requires Six DUO™ OEI2 Lightheads	1639.00
RPWD34	NEW Six Lamp, Two Piece, For Ford Police Interceptor Utility 2013-2017, Requires Six DUO™ OEI2 Lightheads	1439.00
OEI2#	NEW DUO™ Lighthead for RPWD Series Only, Six Required, No Charge when Ordered with Outer Edge®	
OEI2#X	NEW DUO™ Lighthead, with Smoked Lens, for RPWD Series Only, Six Required, When Ordered with Outer Edge®, Add Each	10.50
RPWT45	NEW Six Lamp, Two Piece, For Chevy Tahoe 2016-2017, Requires Six TRIO™ OEI3 Lightheads	1799.00
RPWT34	NEW Six Lamp, Two Piece, For Ford Police Interceptor Utility 2013-2017, Requires Six TRIO™ OEI3 Lightheads	1629.00
OEI3RBA	NEW TRIO™ Lighthead, Red/Blue/Amber, for RPWT Series Only, Six Required, No Charge when Ordered with Outer Edge®	
OEI3RCA	NEW TRIO™ Lighthead, Red/White/Amber, for RPWT Series Only, Six Required, No Charge when Ordered with Outer Edge®	
OEI3BCA	NEW TRIO™ Lighthead, Blue/White/Amber, for RPWT Series Only, Six Required, No Charge when Ordered with Outer Edge®	
OEI3RBC	NEW TRIO™ Lighthead, Red/Blue/White, for RPWT Series Only, Six Required, No Charge when Ordered with Outer Edge®	
OEI3RBAX	NEW TRIO™ Lighthead, with Smoked Lens, Red/Blue/Amber, for RPWT Series Only, Six Required, When Ordered with Outer Edge®, Add Each	10.50
OEI3RCAX	NEW TRIO™ Lighthead, with Smoked Lens, Red/White/Amber, for RPWT Series Only, Six Required, When Ordered with Outer Edge®, Add Each	10.50
OEI3BCAX	NEW TRIO™ Lighthead, with Smoked Lens, Blue/White/Amber, for RPWT Series Only, Six Required, When Ordered with Outer Edge®, Add Each	10.50
OEI3RBCX	NEW TRIO™ Lighthead, with Smoked Lens, Red/Blue/White, for RPWT Series Only, Six Required, When Ordered with Outer Edge®, Add Each	10.50

Freedom® IV DYAD™ Series Lightbars

Clear Outer Domes with Clear Dividers. Multiple Flash Patterns with Passenger Side Cable Exit (For Mounting Options. (For Mounting Options, See Optional Mounting Kits).

Edge® Freedom® IV F4W WeCan® Series Super-LED® Lightbars, Includes Four Corner Linear-LED® Modules with Independent Control of Each Level of Each Lighthead

F4W4****	44.5", 4 Red, Blue, Amber and/or White, Single or Two Color Over/Under Modules	1952.00
F4W8****	49.25", 4 Red, Blue, Amber and/or White, Single or Two Color Over/Under Modules	1952.00
F4W2****	55", 4 Red, Blue, Amber and/or White, Single or Two Color Over/Under Modules	1952.00
F4W0****	60", 4 Red, Blue, Amber and/or White, Single or Two Color Over/Under Modules, Freight Surcharges May Apply	2430.00
F4W7****	72", 4 Red, Blue, Amber and/or White, Single or Two Color Over/Under Modules, Freight Surcharges May Apply	2430.00



Edge® Freedom® IV F4X Low Current Series Super-LED® Lightbars, Includes Four Corner Linear-LED® Modules

F4X4****	44.5", 4 Red, Blue, Amber and/or White, Single Color Modules	1844.00
F4X8****	49.25", 4 Red, Blue, Amber and/or White, Single Color Modules	1844.00
F4X2****	55", 4 Red, Blue, Amber and/or White, Single Color Modules	1844.00
F4X0****	60", 4 Red, Blue, Amber and/or White, Single Color Modules, Freight Surcharges May Apply	2322.00
F4X7****	72", 4 Red, Blue, Amber and/or White, Single Color Modules, Freight Surcharges May Apply	2322.00

Edge® Freedom® IV Series Options


F4DL*	One Single Color Long 12 Super-LED® DYAD™ Lighthead, Red, Blue, Amber or White	237.00
F4DS*	One Single Color Short 6 Super-LED® DYAD™ Lighthead, Red, Blue, Amber or White	167.00
F4DL#	One Two Color Long 12 Super-LED® DYAD™ Lighthead, Amber, Blue, Red and/or White, for F4W Series Only	237.00
F4DS#	One Two Color Short 6 Super-LED® DYAD™ Lighthead, Amber, Blue, Red and/or White, for F4W Series Only	167.00
F4A3	Two 3-LED Super-LED® Alley Lights	156.00
F4A6	Two 6-LED Super-LED® Alley Lights	223.00
F4WA*	One Single Color Short 6 Super-LED® DYAD™ Lighthead, Warning for Alley Light Position, Red, Blue, Amber or White	167.00
F4RWA#	One Single Short 6 Super-LED® Lighthead, Amber, Blue, Red with White Alley light, for F4W Series Only	167.00
F4TL6	Two 6-LED Super-LED® Long Take Down Lights	223.00
F4TS6	Two 6-LED Super-LED® Short Take Down Lights	223.00
F4WBTT	Two LED Brake/Tail/Turn Lights for 44"-60" F4W Series Only	234.00
F4XBTT	Two LED Brake/Tail/Turn Lights for F4X Series Only, Includes External Harness	271.00
F4XTACBL	Traffic Advisor™ Internal and External Cables, Lightheads Purchased Separately, When Purchased with Lightbar Only	259.00
F4XTACTL	Traffic Advisor™ Internal and External Cables and Control Head, Lightheads Purchased Separately, When Purchased with Lightbar Only	568.00
DELWCCP	Delete WeCan® Control Point, F4W Series Only (DEDUCT)	39.00

All models are 12 Volt D.C. only unless otherwise noted above. For other voltages contact factory.

* Replace symbol in model number with letter indicating lens color or LED color desired: **A** = Amber; **B** = Blue; **C** = Clear/White; **R** = Red; **G** = Green

Replace symbol in model number with letter indicating SPLIT lens or LED color desired: **D** = Red/Clear or White; **E** = Blue/Clear or White; **F** = Amber/Clear or White; **H** = Green/Clear or White; **J** = Red/Blue; **K** = Red/Amber; **L** = Red/Green; **M** = Blue/Amber **†** (to be discontinued, check availability) **‡** (special order, check availability, non-returnable, non-cancelable)

! Indicate length desired: 5 foot, 6 foot, 7 foot or 8 foot **\$** Indicates Lower Price

↓  - Special Order, Non-Returnable, Non-Cancelable. See "Made-To-Order" Statement on Table of Contents Page of this Price List.

MODEL	DESCRIPTION	LIST
WCC92SUB	Substitute WCC92 WeCan® Controller for WeCan® Control Point, When Purchased with F4W Series Only (Not for Use with Photocell Option)	167.00
F4DSCBL	Driver Side Cable Exit	65.00
FLBULK18	Bulk Package of 18 Freedom® IV's, In Place of Individually Boxed Lightbars - Deduct	60.00
795H	GTT Self-Contained LED IR Emitter, Refer to GTT Opticom™ Emitter Section for Pricing	
F4795H	Installation (Pre-wired) of 795H in a Freedom® IV Lightbar, No Charge when Purchased with a 795H Emitter, Center Mount Option Only	
F4795HT	Two 3-LED Take Downs and Installation (Pre-wired) of 795H (Purchased Separately) in a Freedom® IV Lightbar, Center Mount Option Only	281.00
F4500S	Strobe for Center Mount, Includes External Cable, Center Mount Only	185.00
F4500ST	Two 3-LED Take Downs and Strobe, Includes External Cable for Strobe, Center Mount Option Only	325.00
PF_#F4#	Pioneer™ Lightbar Mount for Freedom® IV, Refer to Pioneer and Pioneer Plus™ Series Lightbar Mount for Models and Pricing	
F4WPHOTO	Photocell Option for Hi/Low Power, F4W Series Only, No Charge when Ordered with Lightbar (Not for Use with Smoked or Colored Lens or with WCC92/WCC92SUB)	
F4XPHOTO	Photocell Option for Hi/Low Power, F4X Series Only, No Charge when Ordered with Lightbar (Not for Use with Smoked or Colored Lens or with WCC92/WCC92SUB)	
F4CF*	Color Filter, Corner Module, Each	6.15
F4LF*	Color Filter, Long Module, Each	6.15
F4SF*	Color Filter, Short Module, Each	6.15
F42END*	Color End Dome for 44" or 55" Lightbar, When Purchased with a Lightbar, Add Each	29.00
F42END#	Color End Dome with Clear Alley Window, for 44" or 55" Lightbar, When Purchased with a Lightbar, Add Each	29.00
F48END*	Color End Dome for 49", 60", 70", 72", 76", 81", 92" and 98" Lightbar, When Purchased with a Lightbar, Add Each	29.00
F48END#	Color End Dome with Clear Alley Window, for 49", 60", 70", 72", 76", 81", 92" and 98" Lightbar, When Purchased with a Lightbar, Add Each	29.00
F41CNT*	Color Center Dome for One Light Center Section, When Purchased with a Lightbar, Add Each	14.00
F42CNT*	Color Center Dome for Two Light Center Section, When Purchased with a Lightbar, Add Each	14.00
F42ENDX	Smoked End Dome for 44" and 55" Lightbar, When Purchased with a Lightbar, Add Each	10.50
F48ENDX	Smoked End Dome for 49", 60", 72", 81", 92" and 98" Lightbar, When Purchased with a Lightbar, Add Each	10.50
F41CNTX	Smoked Center Dome for One Light Center Section, When Purchased with a Lightbar, Add Each	10.50
F42CNTX	Smoked Center Dome for Two Light Center Section, When Purchased with a Lightbar, Add Each	10.50
F4DIVIDX	Smoked Divider, Add Each	10.50

Freedom® IV Rota-Beam™ Super-LED® Series Lightbars

Clear Outer Domes with Clear Dividers. Multiple Flash Patterns with Passenger Side Cable Exit (For Mounting Options, See Optional Mounting Kits).

Edge® Freedom® IV F4R Rota-Beam™ Series Super-LED® Lightbars, Includes Four Half Corner Super-LED® Beacons and Scan-Lock™ Flash Patterns.

F4R2****	55", 4 Red, Blue, Amber and/or White, Single Color Modules	3121.00
F4R0****	60", 4 Red, Blue, Amber and/or White, Single Color Modules	3423.00
F4R7****	72", 4 Red, Blue, Amber and/or White, Single Color Modules	3423.00

Edge® Freedom® IV Rota-Beam™ Series Options

F4RB*	One Super-LED® Rota-Beam™ Module, Red, Blue, Amber or White, for Inboard Front or Rear	416.00
F4RDL*	One Single Long 12 Super-LED® Lighthead, Red, Blue, Amber or White	237.00
F4RDS*	One Single Short 6 Super-LED® Lighthead, Red, Blue, Amber or White	167.00
F4RA3	Two 3-LED Super-LED® Alley Lights	169.00
F4RA6	Two 6-LED Super-LED® Alley Lights	223.00
F4R6TL	Two 6-LED Super-LED® Long Take Down Lights	223.00
F4R3TS	Two 3-LED Super-LED® Short Take Down Lights	169.00
F4R6TS	Two 6-LED Super-LED® Short Take Down Lights	223.00
F4RFLASH	Flasher for Front or Rear F4RDS* and F4RDL*, purchased separately. Up to Two per Bar. Each Front or Rear Flasher Controls up to Four Lights, for a Total of Eight	104.00
F4795H	Installation (Pre-wired) of 795H in a Freedom® IV Rota-Beam™ Lightbar, No Charge when Purchased with a 795H Emitter, Center Mount Option Only	
FRDSCBL	Driver Side Cable Exit, for Lightbars up to 60" Long	65.00
F4RDSC72	Driver Side Cable Exit, for Lightbars 72" or Longer	65.00

Legacy® Super-LED® Series Lightbars

WeCan® with DUO+™, Diamond Optix™ and Multiple Flash Patterns. Clear Outer Lens with Passenger Side Cable Exit. For Mounting Options, Use MKLP Models located in the Optional Mounting Kits.

Legacy® GB WeCan® DUO+™ Color Series Super-LED®, Includes Four Extra High Intensity Corner Linear-LED® Modules with Independent Control of the Two Colors of Each Lighthead.

GB4****	44", 4 Single Color Red, Blue, Amber and/or White	2080.00
GB4####	44", 4 Two Color Red, Blue, Amber and/or White	2080.00



GB8****	48", 4 Single Color Red, Blue, Amber or White	2080.00
GB8####	48", 4 Two Color Red, Blue, Amber and/or White	2080.00
GB2****	54", 4 Single Color Red, Blue, Amber and/or White	2236.00
GB2####	54", 4 Two Color Red, Blue, Amber and/or White	2236.00

Legacy® Series Options, Options not Available on all Models, Refer to WeCad™ Build-A-Bar Program for Lighthouse Placement.

GBDL*	One Single Color DUO+™ Red, Blue, Amber or White, Long Super-LED® Lighthouse	208.00
GBDL#	One Dual Color DUO+™ Red, Blue, Amber and/or White, Long Super-LED® Lighthouse	208.00
GBDS*	One Single Color DUO+™ Red, Blue, Amber or White, Short Super-LED® Lighthouse	121.00
GBDS#	One Dual Color DUO+™ Red, Blue, Amber and/or White, Short Super-LED® Lighthouse	121.00
GBTL	Two Long Super-LED® Take-Down Lights	233.00
GBTS	Two Short Super-LED® Take-Down Lights	131.00
GBA	Two Super-LED® Alley Lights	131.00
GBAW*	One Super-LED® DUO+™ Warning/Warning or Warning/Alley Light, Single Color	121.00
GBAW#	One Super-LED® DUO+™ Warning/Warning or Warning/Alley Light, Dual Color	121.00
GBCF*	Color Filter, Corner Module	6.15
GBLF*	Color Filter, Long Module	6.15
GBSF*	Color Filter, Short Module	6.15
WCC92SUB	Substitute WCC92 WeCan® Controller for WeCan Control Point, For Use with Legacy® Series Only (Not for Use with Photocell Option)	167.00
DELWCCP	Delete WeCan® Control Point (DEDUCT)	39.00
GBDSCBL	Driver Side Cable Exit	65.00
GB8ENDX	Smoked End Dome for 48" Lightbar Only, When Purchased with a Lightbar, Add Each	10.50
GB2ENDX	Smoked End Dome, for 44" or 54" Lightbar Only, Purchased with a Lightbar, Add Each	10.50
GBCNTX	Smoked Center Dome for 54" Lightbar Only, When Purchased with a Lightbar, Add	10.50
GBDIVIDX	Smoked Divider, When Purchased with a Lightbar, Add Each	10.50
GSPHOTO	Photocell Option for Hi/Low Power, No Charge when Ordered with Lightbar (Not for Use with Smoked or Colored Lens or with WCC92/WCC92SUB)	

Legacy® TRIO™ Series Super-LED® Lightbars

Includes Four Corner TRIO™ Modules, Alley Lights and Clear Lens. 44" Lightbar Features 10 Inboard Modules and Two 6-LED Take-Down Lights. 48" and 54" Lightbars Feature 14 Inboard Modules and Two 3-LED (48") or Two 6-LED (54") Take-Down Lights. For Mounting Options, See Optional Mounting Kits).

Legacy® TRIO1 Series Super-LED® Lightbars, Red/Blue with White Illumination

†† G341	44"	5905.00
†† G381	48"	6217.00
†† G321	54"	6527.00

Legacy® TRIO2 Series Super-LED® Lightbars, Red/Blue with White Illumination Front and Rear Corners, Red/Amber/White Driver Rear Inboard and Blue/Amber/White Passenger Inboard

†† G342	44"	5905.00
†† G382	48"	6217.00
†† G322	54"	6527.00

Legacy® TRIO3 Series Super-LED® Lightbars, Red/Blue with Green Corners and White Illumination Front and Rear Inboards

†† G343	44"	6120.00
†† G383	48"	6433.00
†† G323	54"	6742.00

Legacy® TRIO4 Series Super-LED® Lightbars, Red/Blue with Green Corners and White Illumination Front Inboards and Red/Amber/White Driver Rear Inboard and Blue/Amber/White Passenger Inboard

†† G344	44"	6120.00
†† G384	48"	6433.00
†† G324	54"	6742.00

Legacy® TRIO5 Series Super-LED® Lightbars, Red/Blue with White Illumination to the Front and Rear Corners and Red/Blue/Amber Rear Inboards

†† G345	44"	5905.00
†† G385	48"	6217.00
†† G325	54"	6527.00

Legacy® TRIO6 Series Super-LED® Lightbars, Red/Blue with Green Corners and White Illumination Front Inboards and Red/Blue/Amber Rear Inboards

†† G346	44"	6120.00
†† G386	48"	6433.00
†† G326	54"	6742.00

Legacy SOLO™ Super-LED® Series Lightbars

WeCan®, Diamond Optix™ and Multiple Flash Pattern. Clear outer Lens with Passenger Side Cable Exit. For Mounting options, Use MKLP Located in the Optional Mounting Kits

Legacy SOLO™ GS WeCan® Series Lightbars

GS4****	44" Single Color, Red, Blue, Amber and/or White	1872.00
GS8****	48" Single Color, Red, Blue, Amber and/or White	1872.00
GS2****	54" Single Color, Red, Blue, Amber and/or White	2028.00




All models are 12 Volt D.C. only unless otherwise noted above. For other voltages contact factory.

* Replace symbol in model number with letter indicating lens color or LED color desired: **A** = Amber; **B** = Blue; **C** = Clear/White; **R** = Red; **G** = Green

Replace symbol in model number with letter indicating SPLIT lens or LED color desired: **D** = Red/Clear or White; **E** = Blue/Clear or White; **F** = Amber/Clear or White; **H** = Green/Clear or White; **J** = Red/Blue; **K** = Red/Amber; **L** = Red/Green; **M** = Blue/Amber; **†** (to be discontinued, check availability) **††** (special order, check availability, non-returnable, non-cancelable)

! Indicate length desired: 5 foot, 6 foot, 7 foot or 8 foot \$ Indicates Lower Price

↓  - Special Order, Non-Returnable, Non-Cancelable. See "Made-To-Order" Statement on Table of Contents Page of this Price List.

MODEL DESCRIPTION LIST
Legacy SOLO™ Series Options, Options not Available on all Models, Refer to WeCad™ Build-A-Bar Program for Lighthead Placement

GSDL*	One Super-LED® Single Color Long Lighthead, Red, Blue, Amber or White	121.00
GSDS*	One Super-LED® Single Color Short Lighthead, Red, Blue, Amber or White	83.00
GBTL	Two Long Super-LED® Take-Down Lights	233.00
GBTS	Two Short Super-LED® Take-Down Lights	131.00
GBA	Two Super-LED® Alley Lights	131.00
GSAW*	One Super-LED® Single Color Short Lighthead for Alley Position Only, Red, Blue, Amber or White	93.00
GSTL*	One Super-LED® DUO™ Warning/Traffic Advisor™ Long Lighthead, Warning Available in Red, Blue or White	197.00
GSTS*	One Super-LED® DUO™ Warning/Traffic Advisor™ Short Lighthead, Warning Available in Red, Blue or White	115.00
GSPHOTO	Photocell Option for Hi/Low Power, No Charge when Ordered with Lightbar (Not for Use with Smoked or Colored Lens or with WCC92/WCC92SUB)	
GBCF*	Color Filter, Corner Module	6.15
GBLF*	Color Filter, Long Module	6.15
GBSF*	Color Filter, Short Module	6.15
WCC92SUB	Substitute WCC92 WeCan® Controller for WeCan Control Point, For Use with Legacy® Series Only (Not for Use with Photocell Option)	167.00
DELWCCP	Delete WeCan® Control Point (DEDUCT)	39.00
GBDSCBL	Driver Side Cable Exit	65.00
GB8ENDX	Smoked End Dome for 48" Lightbar Only, When Purchased with a Lightbar, Add Each	10.50
GB2ENDX	Smoked End Dome, for 44" or 54" Lightbar Only, When Purchased with a Lightbar, Add Each	10.50
GBCENTX	Smoked Center Dome for 54" Lightbar Only, When Purchased with a Lightbar, Add Each	10.50
GBDIVIDX	Smoked Divider, When Purchased with a Lightbar, Add Each	10.50

Liberty™ II Super-LED® Series Lightbars

Clear Outer Lens with Clear Dividers with Multiple Flash Patterns and Passenger Side Cable Exit. For Mounting Options, Use MKLP Located in the Optional Mounting Kits

Liberty™ II, SOLO™ IX & IG Low Current Series, Four Single Color Corner Modules. For use with Single Color Inboard Lighthead Options Only.


IX4****	44" Single Color, Red, Blue, Amber and/or White	1584.00
IX8****	48" Single Color, Red, Blue, Amber and/or White	1584.00
IX2****	54" Single Color, Red, Blue, Amber and/or White	1584.00
IG8****	48" Single Color, Red, Blue, Amber and/or White, with Center Section for 795H, Strobe or Center LED Warning	1668.00
IG2****	54" Single Color, Red, Blue, Amber and/or White, with Center Section for 795H, Strobe or Center LED Warning	1668.00

Liberty™ II, SOLO™ IW & IH WeCan® Series, Four Single Color Corner Modules, with Independent Control of each Lighthead. For use with Single Color Inboard Lighthead Options Only, except for a DUO+™ Rear Traffic Advisor™.

IW4****	44" Single Color, Red, Blue, Amber and/or White	1691.00
IW8****	48" Single Color, Red, Blue, Amber and/or White	1691.00
IW2****	54" Single Color, Red, Blue, Amber and/or White	1691.00
IH8****	48" Single Color, Red, Blue, Amber and/or White, with Center Section for 795H, Strobe or Center LED Warning	1774.00
IH2****	54" Single Color, Red, Blue, Amber and/or White, with Center Section for 795H, Strobe or Center LED Warning	1774.00

Liberty™ II, SOLO™, IX, IG, IH and IW Series Options

IWDL*	One Single Color Long 6 Super-LED® Lighthead, Red, Blue, Amber or White	173.00
IWDS*	One Single Color Short 3 Super-LED® Lighthead, Red, Blue, Amber or White	120.00
IBDL#	One DUO+™ Color Interleaved Long Super-LED® Lighthead, Red, Blue, Amber and/or White, For use as a Rear DUO+™ Traffic Advisor™ IH and IW Series Only	310.00
IBDS#	One DUO+™ Color Interleaved Short 6 Super-LED® Lighthead, Red, Blue, Amber and/or White, For use as a Rear DUO+™ Traffic Advisor™ IH and IW Series Only	173.00
IHDC*	One Single Color 6-LED Double Reflector Lighthead, Red, Blue, Amber or White, for IG or IH Series Lightbar Only. Rear Center Mount Section Only	173.00
IJDC#	One DUO+™ Color Interleaved Double Reflector Lighthead, Red, Blue, Amber and/or White, for IH Series Lightbar Only. Rear Center Mount Option Only, for use as a DUO+ Traffic Advisor™	310.00
IWTS3*	One Short 3 Super-LED® Take Down Light and One Single Color Short 3 Super-LED® Lighthead, for Inboard Position in a 48" IW and IX Series Lightbar Only	185.00
IWTS6*	One Short 6 Super-LED® Take Down Light and One Single Color Short 3 Super-LED® Lighthead, for Inboard Position in a 48" IW and IX Series Lightbar Only	236.00
ITL12	Two Long 12 Super-LED® Take Down Lights	408.00
ITS6	Two Short 6 Super-LED® Take Down Lights	233.00
ITL3	NEW Two Long 3 Super-LED® Take Down Lights with Proclera™ Silicone Optics, Replaces Original ITL3 and ITL6	131.00
ITS3	Two Short 3 Super-LED® Take Down Lights	131.00
IA3	Two 3 Super-LED® Alley Lights, with 15° Horizontal Adjustment	131.00



ICF*	Color Filter, for Corner Module Only	6.15
ILF*	Color Filter, Long Module	6.15
ISF*	Color Filter, Short Module	6.15
IWTACNTL	Traffic Advisor™, Internal and External Harness and TACTL5, Lightheads purchased separately. When Purchased with Lightbar Only	568.00
IWBTTLED	Two LED Brake/Tail/Turn Lights, For WeCan® Series Only	190.00
IXBTTLED	Two LED Brake/Tail/Turn Lights, For IX Series Only	211.00
795H	GTT Self-Contained LED IR Opticom™ Emitter, Refer to GTT Opticom™ Emitter Section for Pricing.	
IJ795H	Installation (Pre-wired) of 795H in a Liberty™ II IG or IH Series Lightbar Only. Center Mount Option Only. No Charge when Purchased with 795H	
IJ795HT	Two Super-LED® Flashing Take-Down Lights and Installation (Pre-wired) of 795H in a Liberty™ II IG or IH Series Lightbar Only. Center Mount Option Only	131.00
IJ500S	Strobe for Liberty™ II IG or IH Series Lightbar Only. Center Mount Option Only	185.00
IJ500ST	Two Super-LED® Flashing Take-Down Lights and a Strobe for Liberty™ II IG or IH Series Lightbar Only. Center Mount Option Only	325.00
IWTACBL	Traffic Advisor™, Internal and External Harness, for use with CCSRNATA, Lightheads Purchased Separately. When Purchased with Lightbar Only	230.00
IBDSCBL	Driver Side Cable Exit	65.00
IWPHOTO	Photo Cell Option for Hi/Low Power, For IW Series Only, No Charge when Ordered with Lightbar (Not for Use with Smoked or Colored Lens or with WCC92/WCC92SUB)	
IXPHOTO	Photo Cell Option for Hi/Low Power, For IX Series Only, No Charge when Ordered with Lightbar (Not for Use with Smoked or Colored Lens or with WCC92/WCC92SUB)	
IJ8END#	Color End Dome with Alley Window, for 48" IG or IH Series Only, When Purchased with a Lightbar, Add Each	29.00
IJ2END#	Color End Dome with Alley Window, for 54" IG or IH Series Only, When Purchased with a Lightbar, Add Each	29.00
IJCNT*	Color Center Dome for 48" or 54" IG or IH Series Only, When Purchased with a Lightbar, Add Each	14.00
IJ8ENDX	Smoked End Dome for 48" IG or IH Series Only, When Purchased with a Lightbar, Add Each	10.50
IJ2ENDX	Smoked End Dome, for 54" IG or IH Series Only, When Purchased with a Lightbar, Add Each	10.50
IJCNTX	Smoked Center Dome for 48" or 54" IG or IH Series Only, When Purchased with a Lightbar, Add Each	10.50
IB4ENDX	Smoked End Dome, for 44" IX or IW Series Only, When Purchased with a Lightbar, Add Each	10.50
IB8ENDX	Smoked End Dome for 48" or 54" IX or IW Series Only, When Purchased with a Lightbar, Add Each	10.50
IBCNTX	Smoked Center Dome for 54" IX or IW Series Only, When Purchased with a Lightbar, Add Each	10.50
IBDIVIDX	Smoked Divider for IX, IG, IH or IW Series Only, When Purchased with a Lightbar, Add Each	10.50
WCC92SUB	Substitute WCC92 WeCan® Controller for WeCan Control Point, For Use with Liberty™ II WeCan® Series Only (Not for Use with Photocell Option)	167.00

Liberty™ II, DUO+™ IB & IJ WeCan® Series and Options, Four High Intensity Corner Modules, with Independent Color Control of each Lighthouse.

IB4****	44" Single Color, Red, Blue, Amber or White	2162.00
IB8****	48" Single Color, Red, Blue, Amber or White	2162.00
IB2****	54" Single Color, Red, Blue, Amber or White	2162.00
IJ8****	48" Single Color, Red, Blue, Amber or White, with Center Section for 795H, Strobe or Center LED Warning	2243.00
IJ8####	48" DUO+™ Color, Red, Blue, Amber and/or White, with Center Section for 795H, Strobe or Center LED Warning	2243.00
IJ2****	54" Single Color, Red, Blue, Amber or White, with Center Section for 795H, Strobe or Center LED Warning	2243.00
IJ2####	54" DUO+™ Color, Red, Blue, Amber and/or White, with Center Section for 795H, Strobe or Center LED Warning	2243.00
IB4####	44" DUO+™ Color, Red, Blue, Amber and/or White	2162.00
IB8####	48" DUO+™ Color, Red, Blue, Amber and/or White	2162.00
IB2####	54" DUO+™ Color, Red, Blue, Amber and/or White	2162.00
IBDL*	One Single Color Long 12 Super-LED® Lighthouse, Red, Blue, Amber or White	310.00
IBDL#	One DUO+™ Color Interleaved Long Super-LED® Lighthouse, Red, Blue, Amber and/or White	310.00
IBDS*	One Single Color Short 6 Super-LED® Lighthouse, Red, Blue, Amber or White	173.00
IBDS#	One DUO+™ Color Interleaved Short 6 Super-LED® Lighthouse, Red, Blue, Amber and/or White	173.00
ITL12	Two Long 12 Super-LED® Take Down Lights	408.00
IJDC*	One Single Color Double Reflector Lighthouse, Red, Blue, Amber or White, for IJ Series Lightbar Only. Rear Center Mount Option Only	310.00
IJDC#	One DUO+™ Color Interleaved 12-LED Double Reflector Lighthouse, Red, Blue, Amber and/or White, for IJ Series Lightbar Only. Rear Center Mount Option Only	310.00
ITS6	Two Short 6 Super-LED® Take Down Lights	233.00
ITL3	NEW Two Long 3 Super-LED® Take Down Lights with Proclera™ Silicone Optics, Replaces Original ITL3 and ITL6	131.00
ITS3	Two Short 3 Super-LED® Take Down Lights	131.00
IBTS3*	One Short 3 Super-LED® Take Down Light and One Single Color Short 6 Super-LED® Lighthouse, for Inboard Position in a 48" IB Series Lightbar Only	238.00



All models are 12 Volt D.C. only unless otherwise noted above. For other voltages contact factory.

* Replace symbol in model number with letter indicating lens color or LED color desired: **A** = Amber; **B** = Blue; **C** = Clear/White; **R** = Red; **G** = Green

Replace symbol in model number with letter indicating SPLIT lens or LED color desired: **D** = Red/Clear or White; **E** = Blue/Clear or White; **F** = Amber/Clear or White; **H** = Green/Clear or White; **J** = Red/Blue; **K** = Red/Amber; **L** = Red/Green; **M** = Blue/Amber; **↑** (to be discontinued, check availability) **†** (special order, check availability, non-returnable, non-cancelable)

! Indicate length desired: 5 foot, 6 foot, 7 foot or 8 foot **\$** Indicates Lower Price

↓ †† - Special Order, Non-Returnable, Non-Cancelable. See "Made-To-Order" Statement on Table of Contents Page of this Price List.

MODEL	DESCRIPTION	LIST
IBTS3#	One Short 3 Super-LED® Take Down Light and One DUO+™ Interleaved Short Super-LED® Lighthead, for Inboard Position in a 48" IB Series Lightbar Only	238.00
IBTS6*	One Short 6 Super-LED® Take Down Light and One Single Color Short 6 Super-LED™ Lighthead, for Inboard Position in a 48" IB Series Lightbar Only	289.00
IBTS6#	One Short 6 Super-LED® Take Down Light and One DUO+™ Interleaved Short 6 Super-LED® Lighthead, for Inboard Position in a 48" IB Series Lightbar Only	289.00
IA3	Two 3 Super-LED® Alley Lights with 15° Horizontal Adjustment	131.00
ICF*	Color Filter, for Single Color Corner Module Only	6.15
ILF*	Color Filter, for Single Color Long Module Only	6.15
ISF*	Color Filter, for Single Color Short Module Only	6.15
795H	GTT Self-Contained LED IR Opticom™ Emitter, Refer to GTT Opticom™ Emitter Section for Pricing.	
IJ795H	Installation (Pre-wired) of 795H in a Liberty™ II IJ Series Lightbar Only. Center Mount Option Only. No Charge when Purchased with 795H	
IJ795HT	Two Super-LED® Flashing Take-Down Lights and Installation (Pre-wired) of 795H in a Liberty™ II IJ Series Lightbar Only. Center Mount Option Only	131.00
IJ500S	Strobe for Liberty™ II IJ Series Lightbar Only. Center Mount Option Only	185.00
IJ500ST	Two Super-LED® Flashing Take-Down Lights and a Strobe for Liberty™ II IJ Series Lightbar Only. Center Mount Option Only	325.00
IWBTTLED	Two LED Brake/Tail/Turn Lights, For WeCan® Series Only	190.00
IBDSCBL	Driver Side Cable Exit	65.00
IJ8END#	Color End Dome with Alley Window, for 48" IJ Series Only, When Purchased with a Lightbar, Add Each	29.00
IJ2END#	Color End Dome with Alley Window, for 54" IJ Series Only, When Purchased with a Lightbar, Add Each	29.00
IJCNT*	Color Center Dome for 48" or 54" IJ Series Only, When Purchased with a Lightbar, Add	14.00
IJ8ENDX	Smoked End Dome for 48" IJ Series Only, When Purchased with a Lightbar, Add Each	10.50
IJ2ENDX	Smoked End Dome, for 54" IJ Series Only, When Purchased with a Lightbar, Add Each	10.50
IJCNTX	Smoked Center Dome for 48" or 54" IJ Series Only, When Purchased with a Lightbar, Add	10.50
IB4ENDX	Smoked End Dome, for 44" IB Series Only, When Purchased with a Lightbar, Add Each	10.50
IB8ENDX	Smoked End Dome for 48" or 54" IB Series Only, When Purchased with a Lightbar, Add Each	10.50
IBCNTX	Smoked Center Dome for 54" IB Series Only, When Purchased with a Lightbar, Add	10.50
IBDIVIDX	Smoked Divider for IB or IJ Series Only, When Purchased with a Lightbar, Add Each	10.50
WCC92SUB	Substitute WCC92 WeCan® Controller for WeCan® Control Point, For Use with Liberty™ II WeCan Series Only (Not for Use with Photocell Option)	167.00
IWPHOTO	Photo Cell Option for Hi/Low Power, No Charge when Ordered with Lightbar (Not for Use with Smoked or Colored Lens or with WCC92/WCC92SUB)	

Liberty™ II TRIO™ Series Super-LED® Lightbars

Includes Four Corner TRIO® Modules, Alley Lights and Clear Lens. 44" and 48" Lightbar Features 10 Inboard Modules and Two 3-LED Take-Down Lights. 54" Lightbar Features 14 Inboard Modules and Two 3-LED Take-Down Lights. (For Mounting Options, See Optional Mounting Kits).

Liberty™ II TRIO1 Series Super-LED® Lightbars, Red/Blue with White Illumination

††	I341	44"	5905.00
††	I381	48"	6217.00
††	I321	54"	6527.00

Liberty™ II TRIO2 Series Super-LED® Lightbars, Red/Blue with Traffic Advisor™ and White Illumination

††	I342	44"	5905.00
††	I382	48"	6217.00
††	I322	54"	6527.00

Liberty™ II TRIO3 Series Super-LED® Lightbars, Red and Blue Warning with Green Command Corners and White Illumination Inboard

††	I343	44"	6120.00
††	I383	48"	6433.00
††	I323	54"	6742.00

Liberty™ II TRIO4 Series Super-LED® Lightbars, Red and Blue Warning with Amber Traffic Advisor™ and Green Command Corners and White Illumination Front and Rear Inboard

††	I344	44"	6120.00
††	I384	48"	6433.00
††	I324	54"	6742.00

Liberty™ II TRIO5 Series Super-LED® Lightbars, Red/Blue with White Illumination to the Front and Rear Corners and Red/Blue/Amber Rear Inboards

††	I345	44"	5905.00
††	I385	48"	6217.00
††	I325	54"	6527.00

Liberty™ II TRIO6 Series Super-LED® Lightbars, Red/Blue with Green Corners and White Illumination Front Inboards and Red/Blue/Amber Rear Inboards

††	I346	44"	6120.00
----	------	-----	---------



††	I386	48"	6433.00
††	I326	54"	6742.00

Liberty™ II, TRIO™ Series Options

††	SUBI3T6S	Substitute 6 Super-LED® Short Take-Downs for 3 Super-LED® Short Take-Downs, for Liberty™ II TRIO™ Only	102.00
††	SUBI3T12	NEW Substitute 12 Super-LED® Long Take-Downs for 3 Super-LED® Long Take-Downs with Proclera™ Silicone Optics, for Liberty™ II TRIO™ Only	278.00

Justice® Super-LED® WeCan® Series Lightbars

Black Base with Clear Outer Lenses Standard with Multiple Flash Patterns and Passenger Side Cable Exit. (For Mounting Options, See Optional Mounting Kits).

Justice® JV WeCan® Series Super-LED®, Includes Four Corner Linear-LED® Modules with 9 Super-LED®s Per Module.

	JV4****	44" 4 Red, Blue, Amber and/or White	1472.00
	JV8****	50.125" 4 Red, Blue, Amber and/or White	1541.00
	JV2****	56.25" 4 Red, Blue, Amber and/or White	1616.00

Justice® JY WeCan® Series Super-LED®, Includes Four Corner Linear-LED® Modules with 6 Super-LED®s Per Module.

	JY4****	44" 4 Red, Blue, Amber and/or White	1360.00
	JY8****	50.125" 4 Red, Blue, Amber and/or White	1428.00
	JY2****	56.25" 4 Red, Blue, Amber and/or White	1503.00

Justice® WeCan® Series Options

	JDC*	One CON3™, Red, Blue, Amber or White	104.00
	JDH*	One LTR3™, for Use in Center Section Only, Red, Blue, Amber or White	104.00
	JDL*	One LIN6™, Red, Blue, Amber or White	167.00
	JDL#	One DUO™ LIN6™, Red/Amber or Blue/Amber, For use in Rear of Bar as a DUO™ Traffic Advisor™	176.00
	JTLS1	Two LR11 Super-LED® Flashing Take-Down Lights with 15° Horizontal Adjustment	117.00
	JALF1	Two LR11 Super-LED® Flashing Alley Lights with 15° Horizontal Adjustment	117.00
	JDLF**	Two Red, Blue and/or Amber Flashing LR11 Super-LED® Modules in Alley Light Positions, with 15° Horizontal Adjustment	230.00
	JCTLS1	One LR11 Super-LED® Flashing Take-Down Light, for Single Center Section, with 15° Horizontal Adjustment	70.00
	JCTLS12	Two LR11 Super-LED® Flashing Take-Down Lights, for Two Center Sections, with 15° Horizontal Adjustment	117.00
	JCTLS1D	One Dual LR11 Super-LED® Flashing Take-Down Lights, for Single Center Section, with 15° Horizontal Adjustment	117.00
	JTDLED1	One Super High Intensity LED Take-Down, for Center Section of a 50" Lightbar	116.00
	JTDLED2	Two Super High Intensity LED Take-Down Lights	230.00
	JWLLED2	Two Super High Intensity LED Work Lights	230.00
	JXALF1L	Two Super-LED® External Alley Lights, for Standard End Section	309.00
	JXALF**L	Two Red, Blue and/or Amber Super-LED® Modules in External Alley Light Positions, for Standard End Section	259.00
	JBTLED	Two LED Brake/Turn/Tail Lights	195.00
	JTA2W	Two Wire Control Traffic Advisor™, Standard Feature if Appropriate Number of Lightheads are Purchased	
	JTACNTL	Traffic Advisor™ Includes Internal, External Harness and TACTL5, Lightheads Purchased Separately. When Purchased with Lightbar Only. For Use with CON3™ Center Module Only	568.00
	JTACBL	Traffic Advisor™ Includes Internal and External Harness, for use with CCSRNTA3, Lightheads Purchased Separately. When Purchased with Lightbar Only. For Use with CON3™ Center Module Only	230.00
	WCC9SUB	Substitute WCC9 WeCan® Controller for WeCan® Electronic Control Point Module. When Purchased with WeCan® JV & JY Series Lightbars Only, ADD	167.00
	DELWCCP	Delete WeCan® Control Point, for use with JV and JY Series Only - DEDUCT	39.00
††	JDSCBL	Driver Side Cable Exit, in Place of Passenger Side	
	JBULK18	Bulk Package of 18 Justice® Series Lightbars, In Place of Standard Individually Boxed Lightbars- DEDUCT	60.00



Justice® Super-LED® Competitor™ Series Lightbars

Black Base with Clear Outer Lenses Standard. Standard Current Switching with Scan-Lock™ Flash Patterns, Pattern Override Mode and Passenger Side Cable Exit. (For Mounting Options, See Optional Mounting Kits).

Justice® "JC" Competitor™ Series Super-LED®, Includes Four Corner Linear-LED® Modules with 9 Super-LED®s Per Module.

	JC4****	44" 4 Red, Blue, Amber and/or White	1133.00
	JC8****	50.125" 4 Red, Blue, Amber and/or White	1220.00
	JC2****	56.25" 4 Red, Blue, Amber and/or White	1305.00
	JC0****	62.375" 4 Red, Blue, Amber and/or White	1404.00

Justice® "JE" Competitor™ Series Super-LED®, Includes Four Corner Linear-LED® Modules with 6 Super-LED®s Per Module.

	JE4****	44" 4 Red, Blue, Amber and/or White	1020.00
	JE8****	50.125" 4 Red, Blue, Amber and/or White	1107.00
	JE2****	56.25" 4 Red, Blue, Amber and/or White	1191.00
	JE0****	62.375" 4 Red, Blue, Amber and/or White	1289.00

Justice® Competitor™ Series Options

	JDC*	One CON3™, Red, Blue, Amber or White	104.00
--	------	--------------------------------------	--------

All models are 12 Volt D.C. only unless otherwise noted above. For other voltages contact factory.

* Replace symbol in model number with letter indicating lens color or LED color desired: **A** = Amber; **B** = Blue; **C** = Clear/White; **R** = Red; **G** = Green

Replace symbol in model number with letter indicating SPLIT lens or LED color desired: **D** = Red/Clear or White; **E** = Blue/Clear or White; **F** = Amber/Clear or White; **H** = Green/Clear or White; **J** = Red/Blue; **K** = Red/Amber; **L** = Red/Green; **M** = Blue/Amber **†** (to be discontinued, check availability) **‡** (special order, check availability, non-returnable, non-cancelable)

! Indicate length desired: 5 foot, 6 foot, 7 foot or 8 foot **\$** Indicates Lower Price



Lightbars

↓ †† - Special Order, Non-Returnable, Non-Cancelable. See "Made-To-Order" Statement on Table of Contents Page of this Price List.

MODEL	DESCRIPTION	LIST
JDH*	One LTR3™, for Use in Center Section Only, Red, Blue, Amber or White	104.00
JDL*	One LIN6™, Red, Blue, Amber and/or White	167.00
JHALF1	Two LR11 Super-LED® Steady-Burn Alley Lights with 15° Horizontal Adjustment	183.00
JHTLS2	Two LR11 Super-LED® Steady-Burn Take-Down Lights with 15° Horizontal Adjustment	183.00
JHCTLS1	Two LR11 Super-LED® Center-Mounted Steady-Burn Take-Down Lights with 15° Horizontal Adjustment for two center sections	183.00
JHCTLS1D	One Dual LR11 Super-LED® Take-Down Light, for Single Center Section, with 15° Horizontal Adjustment	183.00
JHTDALL1	Four LR11 Super-LED®, Two Steady-Burn Take-Down and Two Steady-Burn Alley Lights with 15° Horizontal Adjustment	285.00
JHCTAL1	Four LR11 Super-LED®, Two Center-Mounted Steady-Burn Take-Down and Two Steady-Burn Alley Lights with 15° Horizontal Adjustment for two center sections	285.00
JHCTAL1D	Four LR11 Super-LED®, One Dual LR11 Center-Mounted Steady-Burn Take-Down Light, for Single Center Section and Two Steady-Burn Alley Lights with 15° Horizontal Adjustment	285.00
JHFLASH	Flasher for Flashing Take-Down or Flashing Work Lights, Please Specify	117.00
JHBTTLED	Two LED Brake/Tail/Turn Lights	276.00
JTACNTL	Traffic Advisor™, Includes Internal and External Harness and TACTL5, Lightheads Purchased Separately. When Purchased with Lightbar Only. For Use with CON3™ Center Module Only	568.00
JTACBL	Traffic Advisor™ Internal and External Harness, for use with CCSRNTA3, Lightheads Purchased Separately. When Purchased with Lightbar Only. For Use with CON3™ Center Module Only	230.00
†† JDSCBL	Driver Side Cable Exit, in Place of Passenger Side	
DELWCCP	Delete WeCan® Control Point, for use with Justice Competitor Series Plus Lightbars Only - DEDUCT	39.00
JBULK18	Bulk Package of 18 Justice® Series Lightbars, In Place of Standard Individually Boxed Lightbars- DEDUCT	60.00

Century™ Elite Series LED Lightbars

Century™ Elite Series LED Lightbars, Includes Four Corner Linear-LED® Modules.

CE4****	44", 4 Red, Blue, Amber or White	900.00
CE8****	50", 4 Red, Blue, Amber or White	979.00

Century™ Elite Series Options

CEDLX*	One Linear12™ LED Red, Blue, Amber or White	159.00
CETAT8	Eight TIR Lamp Amber LED Traffic Advisor™, Requires No Special Control Head, For CE4, 44", Models Only	556.00
CETAL5	Five LED Lamp Amber Linear-LED® Traffic Advisor™, Requires No Special Control Head, For CE8, 50", Models Only	785.00
CTLS1	Two LR11 LED Take Down Lights	117.00
CALF1	Two LR11 LED Alley Lights	117.00

Towman's™ Super-LED® Series Lightbars

Individual Control of Front and/or Rear Lightheads. All Models Include 4 Corner Amber Linear-LED® Modules, LED Work Lights, LED Brake/Tail/Turn Lights.

Towman's™ Freedom® IV Series, Includes LED Brake/Tail/Turn and LED Work Lights

F40BAAAA	60" Long, Low Current, 3 Slide Bolt Mounting Brackets, Amber, and Eight Inboard Modules	4685.00
F4EDLA	One Single Color Long Economy DYAD™ Lighthead, Amber	130.00

Towman's™ Liberty™ II WeCan® Series

IW0BAAAA	60" Long, 4 Slide Bolt Mounting Brackets, Amber, Four Corner and Six Inboard	3490.00
IWDL*	One Single Color Long 6 Super-LED® Lighthead, Amber, Blue, Red or White	173.00
IWDS*	One Single Color Short 3 Super-LED® Lighthead, Amber, Blue, Red or White	120.00

Towman's™ Justice® Competitor™ Series, Includes LED Work Lights Unless Specified.

†† JF0TAAAA	62.375" Long, 3 Slide Bolt Mounting Brackets, Amber	1552.00
JF0BAAAA	62.375" Long, 3 Slide Bolt Mounting Brackets, Amber and 6 CON3™ Amber	1828.00
†† JF0DAAAA	62.375" Long, 3 Slide Bolt Mounting Brackets, Amber with a Five CON3™ Traffic Advisor™, No Work Lights	2177.00
JF0FAAAA	62.375" Long, 3 Slide Bolt Mounting Brackets, Amber with 16 CON3™ Amber and LED Brake/Tail/Turn, No Work Lights	2196.00
JDC*	One CON3™, Amber, Blue, Red or White	104.00

Towman's™ Century™ Series

CW0BAAAA	60" Long, 3 Slide Bolts Mounting Brackets, Amber with 4 Amber Inboard Modules	1569.00
CDT6A	Optional, One Amber TIR6™ Inboard Module	71.00
CEDLXA	One Amber LIN12™ Super-LED®	159.00



NFPA Lightbars

Meeting NFPA 1901 Zone "A" Upper Lighting Requirements, For Available Options, Contact Factory. (For Mounting Options, See Optional Mounting Kits).

NFPA Edge® Freedom® IV F4N Low Current DYAD™ Series Linear Super-LED® Lightbars, ZONE "A" UPPER, All Models Include Clear Outer Lens, Freight Surcharge May Apply.

F4N2VLED	55", Four Red Corners and Four Front (2 Red/2 White)	2790.00
F4N0VLED	60", Four Red Corners and Four Front (2 Red/2 White)	3269.00
F4N7VLED	72", Four Red Corners and Four Front (2 Red/2 White)	3269.00
F4N2QLED	55", Two Red Front Corners and Four Front (2 Red/2 White) and Two End Red, Square Ends	2790.00
F4N0QLED	60", Two Red Front Corners and Four Front (2 Red/2 White) and Two End Red, Square Ends	3269.00
F4N7QLED	72", Two Red Front Corners and Four Front (2 Red/2 White) and Two End Red, Square Ends	3269.00
F4NMINI	Two 21.5" Mini Freedom® IVs, Each Lightbar Consists of Two Red Front Corners, Two Front Center White and One Red End, Sold in Pairs	3306.00

NFPA Justice® Series Super-LED®, ZONE "A" UPPER, All Models Include Clear Outer Lens.

†† JE2NFPA	56", Four Corner Red Linear-LED®, Six Front CON3™s (4 Red/2 White)	1828.00
†† JE0NFPA	62", Four Corner Red Linear-LED®, Six Front CON3™s (4 Red/2 White)	1912.00

Options for NFPA Lightbars

MKEZ7	1-1/2" Permanent Mount / ALL	48.00
MK8H	5" Permanent Mount (Cast Aluminum) / ALL / ALL	121.00
MK9S	Slide Bolt Brackets For Flat Surface Mounting (2 ea.) 48"/52"	59.00
MK20S	Slide Bolt Brackets For Flat Surface Mounting (3 ea.) 60"/72"	95.00

4500 Series Surface Mount Lightbars

4500 Plus Super-LED® Build-A-Bar™ Series, Not All Options Available on All Lightbars, 4500B Series is a Build-A-Bar, All Inner Lighthoods Purchased Separately.

†† 45B±±	4500 Series Build-A-Bar™, ±± Insert Length 38" or 44" Long	359.00
†† 45B52	4500 Series Build-A-Bar™, 52" Long	457.00
†† 45B52*	4500 Series Build-A-Bar™, 52" Long, with Center-Mounted LED ICC Lights, Replace * with Color of ICC light, A = Amber or R = Red	457.00
†† 45B±±	4500 Series Build-A-Bar™, ±± Insert Length 60" or 72" Long	666.00
†† 45B±±*	4500 Series Build-A-Bar™, ±± Insert Length 60" or 72" Long, with Center-Mounted LED ICC Lights, Replace * with Color of ICC light, A = Amber or R = Red	666.00
†† 45B±±	4500 Series Build-A-Bar™, ±± Insert Length 76" Long	730.00
†† 45B±±*	4500 Series Build-A-Bar™, ±± Insert Length 76" Long, with Center-Mounted LED ICC Lights, Replace * with Color of ICC light, A = Amber or R = Red	730.00
†† 45B±±	4500 Series Build-A-Bar™, Insert Length 82", 84", 86", 88" or 90" Long, Freight Surcharge May Apply	827.00
†† 45B±±*	4500 Series Build-A-Bar™, Insert Length 82", 84", 86", 88" or 90" Long, with LED ICC Lights, Replace * with Color of ICC light, A = Amber or R = Red, Freight Surcharge May Apply	827.00
†† 45KFL	Interior KKK Front Super-LED® Lighting Package, Includes Two Corner Red, Two 400 Series Red and Two 400 Series White Linear-LED®s	1569.00
†† 45KRL	Interior KKK Rear Super-LED® Lighting Package, Includes Two Corner Red, Two 400 Series Red, Two 400 Series Amber Linear-LED®s and Halogen Load Lights	1672.00
†† 45DLOUTA	Delete Outboard Two Amber ICC Lights Only	
†† 45DLOUTR	Delete Outboard Two Red ICC Lights Only	
†† 45DLCNTA	Delete Center Amber ICC Light Only	
†† 45DLCNTR	Delete Center Red ICC Light Only	
†† 45CL*	Add One Single Color Corner Linear-LED® Lighthead, Amber, Blue, Red or White	272.00
†† 45ADRB*	ROTA-BEAM™ Super-LED® Beacon, Red, Blue, Amber or White	416.00
†† 45FL*	Add One Single Color 400 Series Linear-LED® Lighthead, Amber, Blue, Red or White	246.00
†† 45ADL8*	Add One Single Color 700 Series Super-LED® Lighthead (Flashing), Red, Blue or Amber	246.00
†† 45ADLS8*	Add One Single Color 700 Series Super-LED® Lighthead (Steady), Amber, Blue, Red or White (Flasher Purchased Separately)	246.00
†† 45FLASH	Add One Internal Flasher & Harness Only, For up to Two 400 or 700 Series Linear-LED® Super-LED® Lighthoods	95.00
†† 45TA	Super-LED® Traffic Advisor™ and Halogen Load Light Upgrade, for use with 4500B Series 82" or Larger	1808.00
†† 45KFH	Interior KKK Front Halogen Lighting Package, Includes Three Halogen Modules	338.00
†† 45KRH	Interior KKK Rear Halogen Lighting Package, Includes Three Halogen Modules and Two Load Lights	470.00
†† 45LRLOAD	Add a Pair of Triple (6 LR11's total) LR11 Super-LED® Load Lights	461.00
†† 45ALOAD	Add Two Load Lights	135.00
†† 45ADHAL	Add One 700 Series Halogen Lighthead	123.00
†† 45ADDSTR	Add One 700 Series Strobe Lighthead	133.00
†† 45ADDAST	Add One Outboard Angled Strobe Lighthead	133.00
†† 45ADROTA	Add One Rotator	116.00
†† 795H	GTT Self-Contained LED IR Opticom™ Emitter, Refer to GTT Opticom™ Emitters Section for Pricing	
†† 45795H	Installation of 795H in a 4500 Series Lightbar, No Charge when Purchased with 795H	

All models are 12 Volt D.C. only unless otherwise noted above. For other voltages contact factory.

* Replace symbol in model number with letter indicating lens color or LED color desired: **A** = Amber; **B** = Blue; **C** = Clear/White; **R** = Red; **G** = Green

Replace symbol in model number with letter indicating SPLIT lens or LED color desired: **D** = Red/Clear or White; **E** = Blue/Clear or White; **F** = Amber/Clear or White; **H** = Green/Clear or White; **J** = Red/Blue; **K** = Red/Amber; **L** = Red/Green; **M** = Blue/Amber † (to be discontinued, check availability) ‡ (special order, check availability, non-returnable, non-cancelable)

! Indicate length desired: 5 foot, 6 foot, 7 foot or 8 foot \$ Indicates Lower Price



↓ †† - Special Order, Non-Returnable, Non-Cancelable. See "Made-To-Order" Statement on Table of Contents Page of this Price List.

MODEL DESCRIPTION LIST

Options, Mounting Kits

For Legacy®, Freedom® IV, Justice® & Liberty™ II Model/Year/Length, Available at Time of Lightbar Purchase ONLY. (For Mounting Kit Options and Replacement Strap & Mounting Kits, See Replacement Parts, Mounting Kits & Strap Kits).

Chevrolet, with Lightbar Purchase Only.

	MKEZ95	NEW Colorado / 2015-2017 / Legacy®, Liberty™ II and Freedom® IV 48"-50" or Justice 55"	79.00
	MKEZ96	Suburban (Roof Rack Mount) / 2015-2017 / 55"-60"	79.00
††	MKEZ45	Silverado Pickup / 1999-2006 (2007 Classic) / 52"-55"	79.00
	MKEZ91	Silverado 1500 / GMC 1500 Pickup / 2014-2017 / 52"-55"	79.00
	MKEZ93	Tahoe / 2015-2017 / 52"-55"	79.00

Chrysler, with Lightbar Purchase Only.

††	MKEZ69	Charger / 2005-2010 / 48"-50"	79.00
	MKEZ82	Charger / 2011-2017 / 48"-50"	79.00
	MKEA84	Charger / 2011-2017 / 43"-44"	105.00
††	MKEA69	Charger Low Profile Adjustable / 2005-2010 / 43"-44"	105.00
	MKEZ85	Durango / 48"-50" / 2011-2017	79.00
††	MKEZ62	Durango / 2004-2010 / 48"-50"	79.00
††	MKAJ62	Durango, Adjustable Leveling Foot / 2004-2010 / 48"-50"	89.00
	MKEZ79	Ram 1500-3500 / 2010-2011 / 52"-55"	79.00
	MKEZ86	Ram 1500 / 2012-2017 / 52"-55"	79.00

Ford, with Lightbar Purchase Only.

	MKEZ89	Escape / 2013-2017 / 48"-50"	79.00
††	MKEZ38	Excursion, For Edge® Series / 2000-2006 / 55"-60"	79.00
††	MKEZ74	Expedition (Low Profile Rack Mount) / 2007-2017 / 52"-55"	79.00
††	MKEZ60	Expedition / 2003-2017 / 52"-55"	79.00
	MKEZ94	NEW F-150 / 2015-2017 / Liberty™ II 59", Freedom® IV 60", Justice® 62"	79.00
	MKAJ94	NEW F-150 / 2015-2017 / Liberty™ II 54", Legacy® 54", Freedom® IV 55" and Justice® 62"	89.00
	MKEA94	F-150 / 2015-2017 / Original Liberty™ 54" (Not Liberty™ II) or Justice® 56"	105.00
††	MKEZ61L	F-150 / 2004-2014 / 52"-55"	79.00
††	MKEZ61	F-150 / 2004-2014 / 60"	79.00
	MKEZ94	NEW F-250/F-350/F-450/F-550 Super Duty / 2017 / Liberty™ II 59", Freedom® IV 60", Justice® 62"	79.00
	MKAJ94	NEW F-250/F-350/F-450/F-550 Super Duty / 2017 / Liberty™ II 54", Legacy® 54", Freedom® IV 55", Justice® 62"	89.00
††	MKEZ38	F-250/F-350/F-450/F-550 Super-Duty / 1999-2016 / 60", Edge® Only	79.00
	MKEZ38L	F-250/F-350/F-450/F-550 Super-Duty / 1999-2016 / 54", Edge® Only	79.00
	MKEZ88	Fusion / 2013-2017 / 48"- 50"	79.00
	MKEA76	Police Interceptor / 2013-2017 / 43"-44"	105.00
	MKEZ76L	Police Interceptor / 2013-2017 / 48"-50"	79.00
	MKEZ83	Police Interceptor Utility / 2013-2017 / 48"-55"	79.00

Toyota, with Lightbar Purchase Only.

	MKEZ97	Tacoma / 2016-2017 / 48"	79.00
--	--------	--------------------------	-------

Permanent Mount, with Lightbar Purchase Only.

	MKEZ7	1-1/2" Permanent Mount / ALL	47.00
	MKAJ7	Adjustable Leveling Foot for 1-1/2" Permanent Mount / ALL	73.00
	MK8H	5" Permanent Mount (Cast Aluminum) / ALL / ALL	118.00
	MK9S	Slide Bolt Brackets for Flat Surface Mounting (2 ea.) 48"/55"	59.00
	MK20S	Slide Bolt Brackets for Flat Surface Mounting (3 ea.) 60+"	93.00
	MKEZ29	1-1/2" Mounting Foot with Strap Hardware (Straps Purchased Separately)	55.00
	MKEA29	Low Profile Adjustable Foot with Strap Hardware (Straps Sold Separately)	84.00
	MK7SS2	Stainless Steel Heavy Duty 10° Adjustable Permanent Mount Feet, Low	189.00
	MK7SS4	Stainless Steel Heavy Duty 10° Adjustable Permanent Mount Feet, High	215.00

Replacement Parts, Mounting Kits & Strap Kits

Replace # with the Vehicle # Listed Above.

Replacement Strap Kits & Mounting Kits

	RMKEZ#	Replacement Mounting Kit Includes Feet, Hardware & Straps of your Choice	161.00
	RMKEZ29	Replacement 1 1/2" Mounting Foot with Strap Hardware (Straps Purchased Separately)	95.00
	RMKEA29	Replacement MKEA29 Mounting Foot with Strap Hardware (Straps Purchased Separately)	118.00
	STPKT#	Straps and Bolts Only for Mounting Kit, For Use with MKEZ or MKAJ Only	95.00
††	STPEA69	Straps and Bolts Only for MKEA69 Mounting Kit, Charger / 2005-2016	95.00
	RMKEZ7	Replacement 1-1/2" Permanent Mounting Kit #7	95.00
	RMK9S	Replacement Slide Bolt Mounting Kit #9S (2 ea.)	95.00
	RMK20S	Replacement Slide Bolt Mounting Kit #20S (3 ea.)	128.00
	RMK8H	Replacement 5" Riser Mounting Kit #8H	129.00
	RMKAJ#	Replacement Adjustable Leveling Foot, Includes Feet, Hardware and Choice of Strap # 16, 52, 54, 62, 71 or 72	180.00



NOTE	All straps are special ordered and NON-RETURNABLE. Some modification may be required by the end user to adapt these straps to fit exact vehicle roof line and door jamb positions. This list is intended as a GUIDE ONLY to assist in obtaining the closest strap for vehicle make and fit, and DOES NOT GUARANTEE an exact fit in every case.	
------	--	--

Options, Low Profile Mounting Kits

For Legacy® and Liberty II™ Series Lightbars Only

Chevrolet

MKLP95	Colorado / 2015 - 2017 / 48" -50"	112.00
MKLP91	Silverado 1500 / GMC 1500 Pickup / 2015-2017 / 52" -55"	112.00
MKLP93	Tahoe / 2015-2017 / 52" - 55"	112.00

Chrysler

MKLP82	Charger / 2011-2017 / 48" - 50"	112.00
MKLP86	Ram 1500 / 2012-2017 / 52" - 55	112.00

Ford

MKLP38	F-250/F-350/F-450/F-550 Super Duty / 1999-2016 / 55" -60"	112.00
MKLP88	Fusion / 2013-2017 / 48" - 50"	112.00
MKLP76	Police Interceptor / 2013-2017 / 48" - 50"	112.00
MKLP83	Police Interceptor Utility / 2013-2017 / 48" - 55"	112.00

Toyota

MKLP97	Tacoma / 2016-2017 / 48"	112.00
--------	--------------------------	--------



Replacement Parts, Low Profile Mounting Kits & Strap Kits

For Legacy® Series Lightbars Only

Replacement Strap Kits & Low Profile Mounting Kits

MKLP7	Low Profile Permanent Mounting Foot, When Purchased with Lightbar	103.00
MKLP29	Replacement 1 1/2" Low Profile Mounting Foot with Strap Hardware (Straps Purchased Separately)	94.00
MKLPQDU	Low Profile Foot with Universal Quick Disconnect Mounting Brackets	135.00
RMKLPQDU	Replacement Low Profile Foot with Universal Quick Disconnect Mounting Brackets	161.00
STPKTQDU	Straps and Bolts Only with Universal Quick Disconnect Mounting Brackets	95.00
RMKLP#	Replacement Low Profile Mounting Foot, Include Feet, Hardware and Straps of your Choice	161.00
STPLP#	Straps and Bolts, Use With MKLP Only	95.00
NOTE	All straps are special ordered and NON-RETURNABLE. Some modification may be required by the end user to adapt these straps to fit exact vehicle roof line and door jamb positions. This list is intended as a GUIDE ONLY to assist in obtaining the closest strap for vehicle make and fit, and DOES NOT GUARANTEE an exact fit in every case.	

24 VDC Products

Refer to Series Section for Options. For other 24 VDC Models that are Not Listed Below, Contact Factory for Pricing and Availability.

Super-LED® Beacons, 24 VDC

†† L31H*F4	L31 Super-LED® Beacon, Class 1, High Dome, Amber, Blue or Red, Flat Mount, Cast Base	599.00
†† L32L*F4	L32 Super-LED® Beacon, Class 1 in Amber, Class 2 in Red or Blue, Low Dome, Amber, Blue or Red, Flat Mount, Cast Base	375.00
†† L21H*P4	L21 Super-LED® Beacon, Class 1, High Dome, Amber or White, Perm/Pipe/"J" Hook Mount, Polycarbonate Base	343.00
†† L21L*P4	L21 Super-LED® Beacon, Class 1, Low Dome, Amber or White, Perm/Pipe/"J" Hook Mount, Polycarbonate Base	343.00
†† L22H*P4	L22 Super-LED® Beacon, Class 2 Amber, High Dome, Amber, Blue, Red or White, Perm/Pipe/"J" Hook Mount, Polycarbonate Base	198.00
†† L22L*P4	L22 Super-LED® Beacon, Class 2 Amber, Low Dome, Amber, Blue, Red or White, Perm/Pipe/"J" Hook Mount, Polycarbonate Base	198.00
†† L10HAP4	L10 Super-LED® Beacon, Class 1, High Dome, Amber, Perm/Pipe Mount, Polycarbonate Base	164.00
†† L10LAP4	L10 Super-LED® Beacon, Class 1, Low Dome, Amber, Perm/Pipe Mount, Polycarbonate Base	164.00

Lightheads, 24 VDC

†† 0SU0EDCR	0S Series White Illumination Light, Clear Lens	40.00
†† 20U0CDCR	4" Round, 2G Series, Compartment Light, Level 3 Intensity, Optional Mounting Kit Purchased Separately	138.00
†† 3SU00FCR	NEW 3" Round Super-LED®, Flashing, White with Clear Lens	75.00
†† 3SS00FAR	NEW 3" Round Super-LED®, Flashing, Amber with Amber Lens	75.00
†† 3SW00FRR	NEW 3" Round Super-LED®, Flashing, Red with Red Lens	75.00
†† 50S03ZAR	500 Series TIR6™ Super-LED®, Amber with Amber Lens	167.00
†† 50T03ZBR	500 Series TIR6™ Super-LED®, Blue with Blue Lens	167.00
†† 50W03ZRR	500 Series TIR6™ Super-LED®, Red with Red Lens	167.00
†† 60U0EHCR	6" Round Surface Mount, Super-LED® Ambulance Interior Light	204.00
†† 60U0EJCS	6" Round Surface Mount, 6 LED Interior Light, White, Includes Switch	185.00
†† 7SU0ENZR	700 Series, Gradient Opti-Scenelight™, Surface Mount	309.00
†† 9SU0ENZR	900 Series, Gradient Opti-Scenelight™, Surface Mount, Includes Flange	546.00
†† 90BT4	900 Series, 5mm Brake/Tail/Turn, 2 Flash Patterns	389.00
†† IONSM*4	ION™ Series Surface Mount, Red, Blue, Amber or White, Black Housing	180.00

All models are 12 Volt D.C. only unless otherwise noted above. For other voltages contact factory.

* Replace symbol in model number with letter indicating lens color or LED color desired: **A** = Amber; **B** = Blue; **C** = Clear/White; **R** = Red; **G** = Green

Replace symbol in model number with letter indicating SPLIT lens or LED color desired: **D** = Red/Clear or White; **E** = Blue/Clear or White; **F** = Amber/Clear or White; **H** = Green/Clear or White; **J** = Red/Blue; **K** = Red/Amber; **L** = Red/Green; **M** = Blue/Amber † (to be discontinued, check availability) ‡ (special order, check availability, non-returnable, non-cancelable)

! Indicate length desired: 5 foot, 6 foot, 7 foot or 8 foot \$ Indicates Lower Price

↓ †† - Special Order, Non-Returnable, Non-Cancelable. See "Made-To-Order" Statement on Table of Contents Page of this Price List.

MODEL	DESCRIPTION	LIST
†† WIONSM*4	ION™ Series, Wide Angle Surface Mount, Red, Blue, Amber or White, Black Housing	180.00
†† WIONSC*4	ION™ Series, Wide Angle Surface Mount, Red, Blue, Amber or White, Chrome Housing	200.00
†† LINZ6*24	LINZ6™ Series Super-LED®, Red, Blue, Amber or White, with Clear Lens	156.00
†† M2*24	M2 Series Super-LED® with Scan-Lock™ Flash Patterns, Red, Blue, Amber or White, with Color Lens	174.00
†† M2W*24	M2 Series Super-LED®, Warning, Wide Angle, Red, Blue, Amber or White, with Color Lens	174.00
†† M2W*C24	M2 Series Super-LED®, Warning, Wide Angle, Red, Blue, Amber or White, with Clear Lens	174.00
†† M4*24	M4 Series Super-LED® with Scan-Lock™ Flash Patterns, Red, Blue, Amber or White, with Color Lens	188.00
†† M6*24	M6 Series Super-LED® with Scan-Lock™ Flash Patterns, Red, Blue, Amber or White, with Color Lens	229.00
†† M6*C24	M6 Series Super-LED® with Scan-Lock™ Flash Patterns, Red, Blue, Amber or White, with Clear Lens	229.00
†† M6BTT24	M6 Series Brake/Tail/Turn, Red Lens	167.00
†† M6BUW24	M6 Series Back-Up, Clear Lens	223.00
†† M6ZC24	M6 Series Super-LED® Gradient Scene Light	386.00
†† M6T24	M6 Series Amber Turn Signal, Sequential Arrow, Amber Lens	145.00
†† M7*24	M7 Series Super-LED® with Scan-Lock™ Flash Patterns, Red, Blue, Amber or White, with Color Lens	229.00
†† M7ZC24	M7 Series Super-LED® Gradient Scenelight	229.00
†† M9*24	M9 Series Super-LED® with Scan-Lock™ Flash Patterns, Red, Blue, Amber or White, with Color Lens	343.00
†† MCRNS*4	Micron™ Series Super-LED® with Scan-Lock™ Flash Patterns, Red, Blue, Amber or White, Black Flange	156.00
†† NP6B4W	Pioneer™ Nano Work/Scene Lights, 6-LED, with Bail Mount, White	260.00
†† NP6B4B	Pioneer™ Nano Work/Scene Lights, 6-LED, with Bail Mount, Black	260.00
†† MPB4B	Micro Pioneer™ Super-LED® Work Light, Bail/Stud Mount, Black Housing	421.00
†† MPB4W	Micro Pioneer™ Super-LED® Work Light, Bail/Stud Mount, White Housing	421.00
†† MPP4W	Micro Pioneer™ Super-LED® Work Light, Low Profile Pedestal/Swivel Mount, White Housing	579.00
†† MPR4W	Micro Pioneer™ Super-LED® Work Light, Straight Recessed Mount, White Housing	516.00
†† PELCB4	Perimeter Enhancement Light, White Super-LED®, Black Housing	210.00
†† PELCC4	Perimeter Enhancement Light, White Super-LED®, Chrome Housing	210.00
†† PFH14	NEW Single Panel, Pioneer Plus™, Super-LED® Flood Light, White Housing (Replaces PFP14)	858.00
†† PFP14	Single Panel, Pioneer Plus™, Super-LED® Flood Light, White Housing	858.00
†† PFH24	NEW Dual Panel, Pioneer Plus™, Super-LED® Flood Light, White Housing (Replaces PFP24)	1497.00
†† PFP24	Dual Panel, Pioneer Plus™, Super-LED® Flood Light, White Housing	1497.00
†† PCH14	NEW Single Panel Pioneer™ Combination Flood/Spot with Proclera™ Silicone Optics (Replaces PFS14)	858.00
†† PFS14	Single Panel Pioneer™ Combination Flood/Spot, White Housing	858.00
†† PFA1P04	Single Panel Pioneer™ with Pole/Pedestal Mount Adapter	884.00
†† PFH1P04	NEW Single Panel Pioneer Plus™ with Pole/Pedestal Mount Adapter (Replaces PFP1P04)	1100.00
†† PFP1P04	Single Panel Pioneer Plus™ with Pole/Pedestal Mount Adapter	1100.00
†† PCH14P	NEW Single Panel Pioneer™ with Pole/Pedestal Mount Adapter, Combination Flood/Spot with Proclera™ Silicone Optics, White Housing (Replaces PFS14P)	1100.00
†† PFS14P	Single Panel Pioneer™ with Pole/Pedestal Mount Adapter, Combination Flood/Spot, White Housing	1100.00
†† PCH14P1	NEW Single Panel Pioneer™ with Pole/Pedestal Mount Adapter and On/Off Switch, Combination Flood/Spot with Proclera™ Silicone Optics, White Housing (Replaces PFS14P1)	1126.00
†† PFS14P1	Single Panel Pioneer™ with Pole/Pedestal Mount Adapter and On/Off Switch, Combination Flood/Spot, White Housing	1126.00
†† PCH24	NEW Dual Panel Pioneer™ Combination Flood/Spot with Proclera™ Silicone Optics, White Housing (Replaces PFS24)	1497.00
†† PFS24	Dual Panel Pioneer™ Combination Flood/Spot, White Housing	1497.00
†† PCH24P	NEW Dual Panel Pioneer™ with Pole/Pedestal Mount Adapter, Combination Flood/Spot with Proclera™ Silicone Optics, White Housing (Replaces PFS24P)	1741.00
†† PFS24P	Dual Panel Pioneer™ with Pole/Pedestal Mount Adapter, Combination Flood/Spot, White Housing	1741.00
†† PCH24P1	NEW Dual Panel Pioneer™ with Pole/Pedestal Mount Adapter and On/Off Switch, Combination Flood/Spot with Proclera™ Silicone Optics, White Housing (Replaces PFS24P1)	1766.00
†† PFS24P1	Dual Panel Pioneer™ with Pole/Pedestal Mount Adapter and On/Off Switch, Combination Flood/Spot, White Housing	1766.00
†† PFBP12C4	PAR-36 Round 12-Super-LED® Flood Light, With Pedestal/Swivel Mount and an On/Off Switch, Chrome Rear Cover	453.00
†† P46HHS4	PAR-46, Super-LED® Hand Held Spotlight, Includes Cigar Cord, On/Off Switch and Magnet	486.00
†† VTX609*4	Vertex™, Omni Directional Lighthouse, Red, Blue, Amber or White, 9' Cable	135.00
†† WPLWZ3A4	LINZ6™ Super-LED®, Two Wing Plow Amber Lights, One for When the Plow is in Use and One for When Stowed	514.00
Sirens, 24 VDC		
†† ALPHA24R	Alpha Series Siren, Remote, for use with Remote Switches, Purchase Separately	253.00

††	ALPHA24S	Alpha Series Siren, Self-Contained	288.00
††	BETA124R	Beta Series Full Function Siren, Remote, for use with Remote Switches, Purchase Separately	255.00
††	295SL102	295SL Series, Full Function Siren (up to Two 100 Watt speakers), Includes Microphone	392.00
Responder® LP Series Lightbars, Aluminum Base, 24 VDC			
††	R2LPPA4	\$ Six LIN6™ Super-LED® Modules, Permanent Mount, Amber, 24 VDC	636.00
††	R2LPPB4	NEW Six LIN6™ Super-LED® Modules, Permanent Mount, Blue, 24 VDC	636.00
††	R2LPMA4	\$ Six LIN6™ Super-LED® Modules, Magnetic Mount, Amber, 24 VDC	659.00
††	R2LPPR4	NEW Six LIN6™ Super-LED® Modules, Permanent Mount, Red, 24 VDC	636.00
Mini Edge® Freedom® IV Series Lightbars, 24 VDC			
††	F4M1111P	Permanent Mount, Amber	1485.00
††	F4M5555P	Permanent Mount, Red	1485.00
††	F4DLA4	One Single Color Long 12 Super-LED® Lighthead, Amber	237.00
††	F4DLR4	One Single Color Long 12 Super-LED® Lighthead, Red	237.00
Liberty™II, SOLO™, 24 VDC, IX Series and Options, Low Current			
††	IX4****4	44" Four Single Color Corner Modules, Red, Blue, Amber and/or White	1584.00
††	IX8****4	48" Four Single Color Corner Modules, Red, Blue, Amber and/or White	1584.00
††	IX2****4	54" Four Single Color Corner Modules, Red, Blue, Amber and/or White	1584.00
††	IWDL*4	One Single Color Long 6 Super-LED® Lighthead, Red, Blue, Amber or White	173.00
††	IWDS*4	One Single Color Short 6 Super-LED® Lighthead, Red, Blue, Amber or White	120.00
††	ITL124	Two Long 12 Super-LED® Take Down Lights	408.00
††	ITS64	Two Short 6 Super-LED® Take Down Lights	233.00
††	IA34	Two Short 6 Super-LED® Alley Lights with 15" Horizontal Adjustment	131.00

Green Products

Refer to Series Section for Options Mounting.

L31 & L32 Super-LED® Beacons, Cast Aluminum Base. Includes Scan-Lock™ Flash Patterns, Hi/Low Power, Cruise and Synchronize Features.

††	L31HGF	Green with Green Dome, Flat Mount	821.00
††	L31HPF	NEW Amber/Green with Clear Dome, Flat Mount	710.00
††	L32L4F	Green with Clear Dome, Flat Mount	512.00
††	L32LGF	Green, Flat Mount	512.00
††	L32LGM	Green, Magnetic Mount	546.00
††	L32LGV	Green, Magnetic/Suction Mount	548.00

L21 Series Super-LED® Encapsulated Beacon, Polycarbonate Base, Perm Mount Models with Scan-Lock™ Flash Patterns.

††	L21H4P	NEW Green with High Clear Dome, Perm/Pipe / "J" Hook Mount	429.00
††	L21L4P	NEW Green with Low Clear Dome, Perm/Pipe / "J" Hook Mount	429.00

Lightheads, Super-LED® (Unless Specified) with Scan-Lock™ Flash Patterns

††	0SG00MCR	Green Marker/Clearance Light with Clear Lens	49.00
††	2EG00ZGR	4" Round Series, Extended Lens, Green with Green Lens	204.00
††	2EP00ZCR	NEW 4" Round Series, Extended Lens, Amber/Green with Clear Lens	250.00
††	40G02ZCR	400 Series, Single Level, Green with Clear Lens	162.00
††	40G02ZGR	400 Series, Single Level, Green with Green Lens	162.00
††	50G02ZCR	500 Series, Green with Clear Lens	200.00
††	50G02ZGR	500 Series, Green with Green Lens	200.00
††	50AG2ZCR	NEW 500 Series, Amber/Green with Clear Lens	230.00
††	5V1G	NEW 500 V-Series™, Green with Clear Lens	385.00
††	60G02FCR	600 Series, Green with Clear Lens	248.00
††	60G02FGR	600 Series, Green with Green Lens	248.00
††	70G02FGR	700 Series, Green with Green Lens	248.00
††	IONG	ION™ Series, Green with Clear Lens	229.00
††	IONSMG	ION™ Series, Surface Mount, Green with Clear Lens	224.00
††	TLI2P	NEW \$ ION™ T-Series™ DUO™ Color, Amber/Green with Clear Lens	199.00
††	LINV2G	NEW LINV2™ V-Series™, Green with Clear Lens	294.00
††	LINSV2G	NEW LINSV2™ V-Series, Under Surface Mount, Green with Clear Lens	307.00
††	LINZ6G	LINZ6™ Series, Green with Clear Lens	168.00
††	M4G	M4 Series, Green	219.00
††	M6G	M6 Series, Green	271.00
††	M6GC	M6 Series, Green with Clear Lens	271.00
††	M7G	M7 Series, Green	271.00
††	M9G	M9 Series, Green	406.00
††	MCRNSG	Micron™ Series, Surface Mount, Green with Clear Lens	185.00
††	RSG02ZCR	LIN3™ Series, Green with Clear Lens	111.00
††	RSG03ZCR	TIR3™ Series, Green with Clear Lens	111.00
††	VTX609G	Vertex™ Series, Green with Clear Lens	151.00
††	VTXD609G	NEW Vertex™ Series, Directional Lighthead, Green with Clear Lens	151.00

Lightbars, Mini, Super-LED®

††	R2LPHPG	Responder® LP Series, Mini Lightbar, LIN6™, Permanent Mount, Green with Green Dome	876.00
††	RDLPPAG	NEW Responder® LP DUO™ Series, Mini Lightbar, Permanent Mount, Six Super-LED® Amber/Green Modules with Clear Dome	1399.00
††	MC16MCG	Century™ Series, Mini Lightbar, 16", Magnet Mount, Green with Clear Dome	495.00

All models are 12 Volt D.C. only unless otherwise noted above. For other voltages contact factory.

* Replace symbol in model number with letter indicating lens color or LED color desired: **A** = Amber; **B** = Blue; **C** = Clear/White; **R** = Red; **G** = Green

Replace symbol in model number with letter indicating SPLIT lens or LED color desired: **D** = Red/Clear or White; **E** = Blue/Clear or White; **F** = Amber/Clear or White; **H** = Green/Clear or White; **J** = Red/Blue; **K** = Red/Amber; **L** = Red/Green; **M** = Blue/Amber; **†** (to be discontinued, check availability) **††** (special order, check availability, non-returnable, non-cancelable)

! Indicate length desired: 5 foot, 6 foot, 7 foot or 8 foot \$ Indicates Lower Price

↓ †† - Special Order, Non-Returnable, Non-Cancelable. See "Made-To-Order" Statement on Table of Contents Page of this Price List.

MODEL DESCRIPTION LIST

Replacement Parts, Lens Kits

Lens kit worksheets are available from your local distributor or your authorized managing sales representative.

Edge® Classic, 94 & 96 Series, Lens Kits

††	LENSKIT1	Lens Kit for Classic Edge® Lightbar	260.00
††	LENSKIT2	Lens Kit for Classic Edge® Lightbar	345.00
††	LENSKIT3	Lens Kit for Classic Edge® Lightbar	345.00

Edge® 9M Series, Lens Kits

††	9MLENKT1	Lens Kit for Edge® 9M Series Lightbar	260.00
††	9MLENKT2	Lens Kit for Edge® 9M Series Lightbar	345.00
††	9MLENKT3	Lens Kit for Edge® 9M Series Lightbar	345.00

Edge® Ultra 9U & Freedom Series, Lens Kits

††	9ULENKT1	Lens Kit for Edge® Freedom® Series Lightbar	260.00
††	9ULENKT2	Lens Kit for Edge® Freedom® Series Lightbar	345.00
††	9ULENKT3	Lens Kit for Edge® Freedom® Series Lightbar	345.00

Liberty™ Series Lens Kits, Not for use with 500 Series Alleys

††	SLENKT1	Lens Kit for Liberty™ Series Lightbars for use with LR11 Alley Lights	260.00
††	SLENKT2	Lens Kit for Liberty™ Series Lightbars for use with LR11 Alley Lights	345.00
††	SLENKT3	Lens Kit for Liberty™ Series Lightbars for use with LR11 Alley Lights	345.00

Liberty™ Series Lens Kits, Includes Two LR11 Alley Lights

††	SLENLRK1	Lens Kit for Liberty™ Lightbar, Includes Two LR11 Alley Lights	379.00
††	SLENLRK2	Lens Kit for Liberty™ Lightbar, Includes Two LR11 Alley Lights	469.00
††	SLENLRK3	Lens Kit for Liberty™ Lightbar, Includes Two LR11 Alley Lights	469.00

Replacement Parts, Bulbs For Whelen Lights

Pictorial reference is located at the end of this Price List.

Halogen Bulbs, 12 Volts, Unless Specified, Snap-In, Bulb Only.

††	H27DSN28	27 Watt, 24 Volt, Stop/Tail/Turn	52.00
††	H35DSN12	35 Watt Halogen Dual Filament for Interior Light Only	57.00
††	H35SN24	35 Watt, 24 Volt (Yellow Dot)	52.00

Halogen Bulbs, 12 Volts, H-1

††	H55H112	55 Watts, For Delta™ Rotators, Guardian™ Models G1 and G2 Series	40.00
----	---------	--	-------

Halogen Bulbs, 12 Volts, Unless Specified, Twist-Lock, Includes Twist-Lock Adapter & Snap-In Bulb.

††	H35HSC12	35 Watt Halogen Bulb for 810 Scene Light	63.00
††	H35ASC24	35 Watt Halogen Bulb for 24 Volt 810 Scene Light	63.00
††	H35DTL12	35 Watt Halogen Bulb, 3 Position Connector for Interior Light Only, Dual Filament	74.00

Strobe Tubes

††	UNI	Universal Flash Tube (Replaces S406, S600, Z360)	121.00
††	4ELTUBE	400 Series Linear Strobe Tube/Reflector Assembly	139.00
††	4ECTUBE	4E Series Combination Rear Strobe w/Halogen Lamp Reflector Assembly	209.00
††	500LTUBE	500 Series Linear Strobe Tube/Reflector Assembly	173.00
††	58L4TUBE	508E Series Linear Strobe Tube/Reflector Assembly, 4 Screw Lens Design	269.00
††	81L4TUBE	810E Series Linear Strobe Tube/Reflector Assembly, 4 Screw Lens Design	269.00
††	6ELTUBE	600/6E Series Linear Strobe Tube/Reflector Assembly	184.00
††	7ELTUBE	700/7E Series Linear Strobe Tube/Reflector Assembly	184.00
††	7ECTUBE	7E Series Combination Rear Strobe w/Halogen Lamp Reflector Assembly	209.00
††	80DTUBE	800D/1200D Series Helix 1-1/2 Turn, 3 Pin Plug-In Base Strobe Tube, Each	120.00
††	80TUBE	800C/1200C Series Helix 1-1/2 Turn Strobe Tube with black reflector 1200C Series, 800C Series, FHEAD / GHEAD / XHEAD Series	120.00
††	900STUBE	900 Series Non-Linear Strobe Tube/Reflector Assembly	195.00
††	9UTUBE	Edge® 9M/Ultra Corner Tube/Reflector	139.00
††	LFLTUBE	Edge® LFL Corner Tube/Reflector	139.00
††	DIRECTIO	Large Directional Strobe Tube with Reflector (MN200S Style) 9000FF Series, 9000FM, 9801 Series, 9804 Series, 9806 Series, AdvantEdge®+Plus™ Series	164.00
††	FT10A	3-Pin "U" Strobe Tube, Plug-in, VP410 Series, VP415 Series, 2004, 2012, 2015	62.00
††	FT1510	Linear Tube for 1510 Series	58.00
††	FT20A	3-Pin Helix 1-1/2 turn Strobe Tube, Plug-in, VP420 Series, VP422 Series, 2022, G5 & G7 Series	71.00
††	FT25	Flash Tube, 2500 Series Beacons	71.00
††	LINEAR14	Linear Strobe/Reflector Module, Centurion™ Lower Level CL14 Series Strobe, FastTrax™ Front Strobe	139.00
††	LINEAR17	Linear Strobe/Reflector Module, Dash-King™ Series, Centurion™ Lower Level CL17 Series Strobes	139.00
††	M469	1 1/2 Turn Helix Strobe Tube with Reflective Base, V-Head	121.00
††	REPTSSTR	Twin Side Beam™ Dual Strobe Reflector Assembly	216.00
††	SSTUBE	Super Strobe® Helix 1-1/2 turn Strobe Tube and Polished Reflector, DOT6H, S360C/S360D/S360S Series, SS361, SS363, SS364	120.00
††	TURBOASY	Linear Strobe/Reflector Module for "Classic" Edge® and Edge+Plus™	139.00
††	TURB6DUP	Duplex Linear Strobe/Reflector Module for 96 Series Edge® Bars, Dash-King 2000	139.00

††	S30HACP	Clear Strobe Tube Only (Less Cable), Soft Plug-In with Flange	119.00
††	S30HACPD	Clear Strobe Tube Only (Less Cable), Soft Plug-In with Flange, Deutsch® Waterproof Connector	131.00
††	S30HAC	Clear Strobe Tube Only (Less Cable), Flange Mount	119.00
††	S30HAA	Amber Strobe Tube Only (Less Cable), Flange Mount	139.00
††	S30HACD	Clear Strobe Tube Only (Less Cable), Flange Mount, Deutsch® Waterproof Connector	131.00
††	S30HAAD	Amber Strobe Tube Only (Less Cable), Flange Mount, Deutsch® Waterproof Connector	156.00
DOT3® Systems with Deutsch® Waterproof Connectors			
††	REPDIRWD	DOT3® 100 Series Rear Strobe Assembly, Replaces Old Style AMP W.P., (P/N 02-0341827-00C)	190.00
††	REPSTTWD	DOT3® 100/200 Series Brake/Tail/Turn Bulb Assembly, Replaces Old Style AMP W.P., (P/N 34-0061856-00C)	76.00
††	DIRECTWD	DOT3® 100 Series Rear Strobe Assembly with Deutsch® Waterproof Connector	178.00
DOT3® Systems with AMP® Waterproof Connectors			
††	H35TL12W	DOT3® 100/200 Series Back-up Light Assembly	82.00
††	REPDIRWA	DOT3® 100 Series Rear Strobe Assembly	184.00
Snap-In Bulbs			
††	H20SN12	20 Watt (Green Dot) , TA836 Series, TA870A Series, TA837 Series, TA1652H Series, TA1664H Series, BLTA, 97 Edge® Bar Series/All Dual Halogen Models, SSNF™ Series Halogen Lightheads	31.00
††	H27SN12	27 Watt (Red Dot), 508 Series, 64 Back Series, 810 Series, 830 Scenelight, AdvantEdge®+Plus™ & Super AdvantEdge®+Plus™ Lightbars, Towman®s™ Lightbars, Edge®+Plus™, B-Link™ Bar Full Size Halogen Modules, Dash-Miser™ Halogen Models	31.00
††	H35SN12	35 Watt (White Dot), 4000 Motor/Reflector Assembly/Brushless, 52 Series, DOT3® Systems, Edge® California Steady-Burn, RDX Series	31.00
††	H35HSN12	35 Watt, Horizontal Filament (Gold Dot), GH Series, 64 Series, 73 Series, 97 Scenelight, 5000 Super AdvantEdge®+Plus™	31.00
††	H50SN12	50 Watt, Horizontal Filament (Blue Dot), 97 Series Scenelight, 9E Series, 7E Series (Flashing Only)	31.00
††	H50ASN12	50 Watt, Halogen Bulb for RB6P, RB6D, B6R and Centurion™ Lightbars	31.00
††	H60SN12	60 Watt, 7E Series, 9E Series, RB6T Series	31.00
††	STOPSN12	Brake/Tail/Turn Light, DOT3® Systems (Incandescent Globe Style)	31.00
Linear Snap-In Flash Tubes			
††	TURBO5	Linear Strobe Tube only for 900, 97 & 9E Linear, and 81E Linear. Snap-In with Stiff Trigger Lead 4.75" Long	72.00
††	TURBO64	Linear Strobe Turbo Tube for 64 Series, Snap-in 6" long, 508 Series Linear, 1997 Edge® Bars, Super AdvantEdge®+Plus™, TA864S	72.00
Bi-Pin Halogen Bulbs			
††	H20W12V	20 Watt, TA4000A, TA9000A Series, TA9000D	16.00
††	H27W12V	27 Watt, 9000 Series Alley Light (Full Size), 9000FM Work Light, CR12/212 Series, GRLHAL, TS200H, TS200C	16.00
††	H35W12V	35 Watt, 4000 Series Motor/Reflector Assembly with Brushes, Val-U-Bar™ Series Motor/Reflector Assembly with Brushes	16.00
††	H50W12V	50 Watt	16.00
Twist-Lock Halogen & Strobe Bulbs			
††	S30TL	Twist-Lock Helix 1-1/2 Turn Strobe Tube, 52 Series Twist-Lock, 56 Series Twist-Lock, 64 Series Twist-Lock, 73 Series Twist-Lock, 9000 Series, 97 Series Twist-Lock, DashMiser™/DashMiser Plus™ Twist-Lock Series, GSF/GSE Series, SBS8S	83.00
††	TA20TL12	20 Watt, 2 Position Connector, TA836A, TA837A, TA838A, TA839A, TA870A, TA1620A, TA1622A	50.00
††	H27TL12	27 Watt, 3 Position Connector, 9000 Series Take-Down and Flashers, DashMiser™/DashMiser Plus™ Halogen Series	50.00
††	H35TL12	35 Watt, 3 Position Connector, GHF/GHE Series, 52 Series Halogen, 64 Series, 64 Series Opti-Scenelight™, 73 Series, 73 Series Opti-Scenelight™	50.00
††	H50TL12	50 Watt, 3 Position Connector, 97 Series, 97 Series Opti-Scenelight™	50.00
††	BRAKTL12	Brake/Tail/Turn, 3 Position Connector, (Incandescent), 52 / 64 / 73 & 97 Series Brake/Tail/Turn (Globe Style, Not Flat Back Style)	50.00

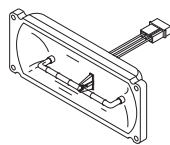
All models are 12 Volt D.C. only unless otherwise noted above. For other voltages contact factory.

* Replace symbol in model number with letter indicating lens color or LED color desired: **A** = Amber; **B** = Blue; **C** = Clear/White; **R** = Red; **G** = Green

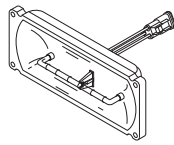
Replace symbol in model number with letter indicating SPLIT lens or LED color desired: **D** = Red/Clear or White; **E** = Blue/Clear or White; **F** = Amber/Clear or White; **H** = Green/Clear or White; **J** = Red/Blue; **K** = Red/Amber; **L** = Red/Green; **M** = Blue/Amber † (to be discontinued, check availability) ‡ (special order, check availability, non-returnable, non-cancelable)

! Indicate length desired: 5 foot, 6 foot, 7 foot or 8 foot \$ Indicates Lower Price

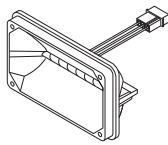
STROBE



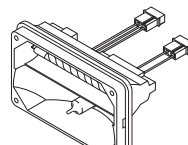
DIRECTIO
02-0340362-00



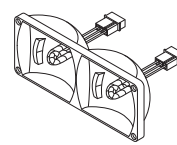
REPDIRWD
01-0442196-40
DIRECTWD
02-0342196-00



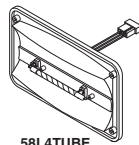
4ELTUBE
02-0362824-00



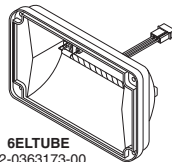
4ECTUBE
02-0363172-00



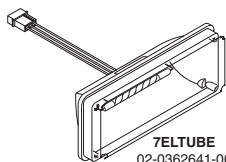
REPTSSTR
02-0361109-02



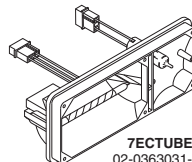
58L4TUBE
02-0362189-00



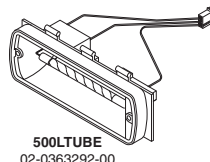
6ELTUBE
02-0363173-00



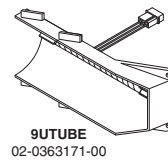
7ELTUBE
02-0362641-00



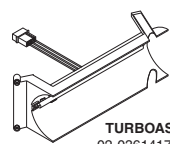
7ECTUBE
02-0363031-01



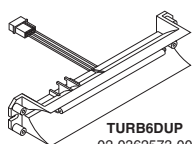
500LTUBE
02-0363292-00



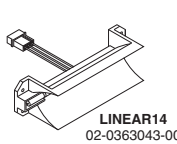
9UTUBE
02-0363171-00



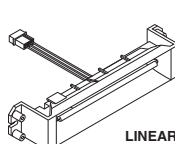
TURBOASY
02-0361417-00



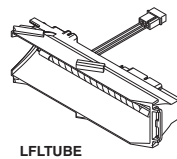
TURB6DUP
02-0362573-00



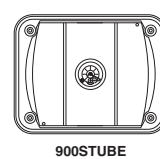
LINEAR14
02-0363043-00



LINEAR17
02-0363129-00



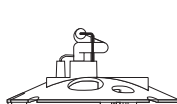
LFLTUBE
02-0363332-00



900STUBE
02-0363678-00



SSTUBE
01-0468256-00
36-0468256-00



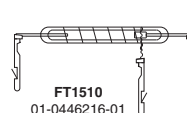
80TUBE
01-0461513-00
36-0361513-00



UNI
36-0261100-00



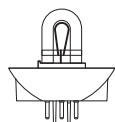
TURBO5
5" Length
36-0142511-00



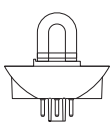
FT1510
01-0446216-01



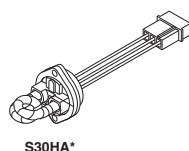
TURBO64
6" Length
01-0441675-00
36-0141675-00



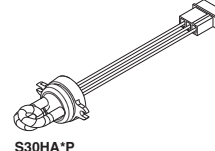
FT20A
01-0441567-W0
36-0341567-00



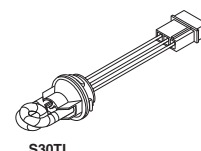
FT10A
01-0441566-W0
36-0341566-00



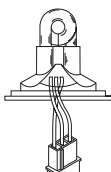
S30HA*
01-0461403-()0



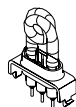
S30HA*P
01-0463017-()1



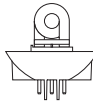
S30TL
01-0461281-00



M469
01-0470044-00



FT25
01-0443008-00
36-0343008-00



80DTUBE
01-0442400-00
36-0342400-00

HALOGEN & INCANDESCENT



20W
01-0420781-00
34-0213030-9J



H20W12V
01-0421757-00
34-0021757-00



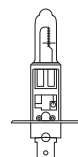
H27W12V
01-0421758-00
34-0021758-00



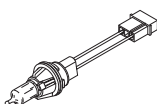
H35W12V
01-0021759-00
34-0021759-00



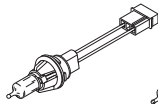
H50W12V
01-0462503-00
34-0062389-00



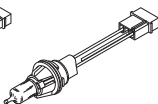
H55H112
34-02120B0-000



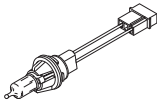
H27TL12
01-0462375-02



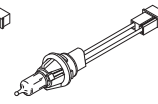
H35TL12
01-0462375-00



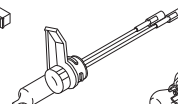
H35DTL12
01-0462503-01



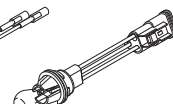
H50TL12
01-0462375-05



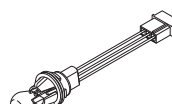
TA20TL12
01-0462380-01



H35HSC12
01-0467838-01
34-0067838-01



REPSTTWD
01-0462507-00



BRAKTL12
01-0462503-00
34-0062389-00



H20SN12
Green Dot
01-0441987-04
34-0041987-04



H27SN12
Red Dot
01-0441987-03
34-0063001-03



H27DSN28
01-0463001-01
34-0063001-01



H35SN12
White Dot
01-0441987-00
34-0041987-00



H35HSN12
Gold Dot
01-0441987-05
34-0041987-05



H35SN24
Yellow Dot
01-0441987-02
34-0041987-02



H50SN12
Blue Dot
01-0441987-01
34-0041987-01




H60SN12
01-0441987-07
34-0041987-07



H50ASN12
Red/White Dot
01-0441987-06
34-0041987-06



H35DSN12
Silver Dot
01-0463001-00
34-0063001-00



STOPSN12
3 PINS
01-0462389-00
34-0062389-00

WHELEN® USER DIRECT WARRANTY (FOR AUTOMOTIVE PRODUCTS ONLY)

Whelen Engineering Company, Inc. warrants products of its manufacture against defects in material and workmanship. This is provided that the product has been installed and operated in accordance with the manufacturer's recommendations. During the warranty period (see below) the Factory Repair Center or an Authorized Whelen Repair Center† will repair or replace (at its option) any parts or electronic assemblies of the unit which disclose a defect in material or workmanship. The Repair Center will return the repaired unit, transportation cost prepaid.

The above warranty is between the first purchaser (ultimate user) only and Whelen Engineering Company, Inc. (manufacturer). **No prior authorization is required for returning Whelen products for warranty consideration.** Each Whelen product sold is covered only by the official warranty in effect at time of purchase.

This warranty is not applicable to any Whelen product that has failed from damage as a result of incompatible chemicals (including de-icing or road treatment), cleaning products or due to abuse, misuse, improper installation, excessive voltages, or alterations to the product that affects, in the manufacturer's judgment, intended use and service. Whelen will not be held liable for any incidental or consequential damages, and assumes no responsibility or liability for expenses incurred in the removal and/or re-installation of products requiring service and/or repair; nor the packaging, handling, and shipping to the Factory Repair Center or Authorized Whelen Repair Center†; nor for the handling of products returned from the repair center after service or repair.

There are no other warranties, expressed or implied, including, but not limited to, any implied merchantability or fitness for a particular use. Whelen Engineering Company, Inc. reserves the right to modify this warranty statement at any time; or discontinue, modify, or upgrade any products of its manufacture with design improvements without prior notice.

The use of magnetic or vacuum/suction mounted warning lights mounted on the roof or exterior of a vehicle in motion is at the sole discretion and risk of the user. Whelen Engineering makes no warranties or guarantees of equipment used in this way.

All power plugs/cigar plugs, incandescent and halogen bulbs, polycarbonate/plastic materials, radar products, aviation equipment, industrial products and high power voice/siren systems are not covered by this warranty (see applicable warranty statement).

All Non-Whelen manufactured items that are sold by Whelen are covered by that manufacturer's warranty, and are excluded from this warranty statement (such as, GTT Emitters, batteries). This warranty will be void when using or substituting other than all-genuine Whelen system components, such as remote head assemblies, xenon flash tubes, shielded cables, strobe power supplies, siren amplifiers and siren speakers. This warranty gives you specific rights, and you may also have other rights which vary from state to state.

STANDARD / 2 YEAR WARRANTY

Whelen products are covered by a direct warranty for up to a maximum two years from date of purchase (not to exceed three years from date of manufacture), with proof of purchase. In accordance with the policy statement described herein, the unit may be returned directly to the factory or to an Authorized Whelen Repair Center† for warranty consideration. Whelen siren speakers, when used with a Whelen siren amplifier, are covered by a 2 year warranty from the date of manufacture. Heavy-Duty motor assemblies (so marked) are covered by a direct warranty for up to three years from date of manufacture. For warranty consideration, both the siren speakers and motor assemblies are subject to the conditions and steps described herein.

SIRENS, LED PRODUCT, CONTROL HEADS AND SWITCH BOXES

CenCom®, CanTrol®, 295HFS and 295SLS: Electronic circuit boards are covered by a 5 year warranty.

LED Lighthead, IO Boards, and Flashers: Electronic circuit boards are covered by a 5 year warranty.

295SL100 Series, Howler™, Alpha™, Beta™, Epsilon™, HHS, Gamma™ and WPS series: Electronic circuit boards are covered by a 2 year warranty.

Siren, Traffic Advisor™ Control Heads, and Switch Boxes: Electronic circuit boards are covered by a 2 year warranty.

Mechanical components, ie Switches, relays, microphones, housings, mounting brackets and hardware are covered for 2 years for defect in material or workmanship. All other electronic circuit and IO boards not expressed herein are covered by a 2 year warranty. Warranty starts from date of manufacture.

12 MONTH WARRANTY — BACK-UP ALARMS

Whelen Back-Up Alarms are covered by a 12 month warranty and are subject to the conditions and steps described herein.

WARRANTY — LIGHTBAR POWER SUPPLY

All repairable warranty and non-warranty Edge® style lightbar strobe power supplies will be replaced with a compatible new power supply. If out of initial warranty period but less than 10 years old, the charge will be a flat fee of \$210.00

6 MONTH WARRANTY — STROBE POWER SUPPLIES/FLASH TUBES AND OBSOLETE/DISCONTINUED PRODUCTS

If a Strobe Power Supply, Strobe Flash Tube component or an obsolete/discontinued product of a "Whelen" brand product is returned to Whelen within 6 months of the date which is affixed to the unit, Whelen will repair or replace that unit free of charge ONE TIME ONLY, subject to the conditions and steps herein.

WHELEN ENGINEERING COMPANY OUT-OF-WARRANTY FACTORY REPAIR PROGRAM

If found to be repairable, the Whelen Factory Repair Center (only) will repair Non-Lightbar Electronic Strobe Power Supplies for \$155.00 each. All other repairs (non-strobe) will be \$125.00 per unit. This does not include replacement of any other electro-mechanical parts including flash tubes, polycarbonate domes, motors, or hardware items.

Follow the "Steps To Be Taken For Return" noted below, and include a check or money order. For Whelen products older than 10 years, repair charges will be determined upon examination only (minimum charge is \$255.00). Contact factory service center for further details.

STEPS TO BE TAKEN FOR WARRANTY RETURN:

- 1) Whelen products are to be returned **freight prepaid** to the: Whelen Factory Repair Center Building B, 51 Winthrop Road, Chester, CT 06412-0684; or an Authorized Whelen Repair Center†. Do not ship by bus.
- 2) A copy of the sales receipt must be returned with the defective unit to qualify for warranty coverage from date of purchase.
- 3) Include a short statement explaining the problem.
- 4) Include your name, address, and day-time telephone number.
- 5) Whelen and its Authorized Repair Centers will, via UPS, ship back the repaired unit **freight prepaid**, usually within a few days after its receipt.

WHELEN®
ENGINEERING COMPANY, INC.

51 Winthrop Road, Chester, CT 06412-0684
(860) 526-9504 • www.whelen.com

— EFFECTIVE 12/21/16, REPLACES ALL PREVIOUSLY PUBLISHED SERVICE POLICIES —

† The only AUTHORIZED WHELEN REPAIR CENTER(S) are predetermined by the Whelen Factory via official listing obtained from Whelen Engineering Company, Chester, CT.

* New/Revised

10250AD-050117

© 2016 Whelen.

INDEX

0	17, 20	45FLASH	42	6RB°C	7	AVBKT5S	1
0AC0EDCR	5	45LRLOAD	42	6SCOENZR	7	AVC11*	1
0S*00FCR	5	45TA	42	70*02F*R	8	AVC12#	1
0S*00MCR	5	4ECTUBE	47	70*02S*R	8	AVC13BAC	1
0S*00SCR	5	4EFLANGE	6	70A00TAR	8	AVC13RAC	1
0SB00SCR	5	4EGRILB	6	70BR6FCR	8	AVC13RBA	1
0SC0EDCR	5	4EGRILP	6	70BTT	8	AVC13RBC	1
0SG00MCR	46	4ELTUBE	47	70C00VCR	8	AVC21**	1
0SU0EDCR	44	4FLANGEB	6	70C00WCR	8	AVC22DD	1
1SWITCH	22	4SWITCH	22	70C0ELZR	8	AVC22DE	1
20C0CDCD	6	4TSMAB	6	70CREGCS	8, 10	AVC22EE	1
20C0CDCR	6	4TSMAC	6	70F000*R	8	AVC22FF	1
20R00XRR	6	4V3*	6	70G02FGR	46	AVC22JJ	1
20U0CDCR	44	50**2ZCR	6	70K000ZR	8	AVC22MM	1
295HFS2	23	50**3ZCR	6	70RA6FCR	8	AVC23BAC	1
295HFS2X	23	50*02Z*R	6	70RC6FCR	8	AVC23RAC	1
295HFSA7	23	50*03Z*R	6	73FKIT	8	AVC23RBA	1
295HFSC9	23	500LTUBE	47	795H	26, 35, 38, 39, 42	AVC23RBC	1
295HFSDA	23	50A02SA1	6	7CAST3	8	AVW11*	1
295SDA1	23	50AA2SA2	6	7ECTUBE	47	AVW12#	1
295SDA2	23	50AC2ZCR	6	7EFLANGE	8	AVW13BAC	1
295SL100	23	50AC3ZCR	6	7ELTUBE	47	AVW13RAC	1
295SL101	23	50AG2ZCR	46	7FLANGEB	8	AVW13RBA	1
295SL102	46	50BC2ZCR	6	7GCV6LRC	8	AVW13RBC	1
295SLSA1	23	50BC3ZCR	6	7HTH5FC	8	AVW21**	1
295SLSA6	23	50CC2ZCR	6	7HTH5RC	8	AVW22DD	1
295SSA1	23	50CC3ZCR	7	7HTM5FC	8	AVW22DE	1
295SSA2	23	50CR2ZCR	6	7HTM5RC	8	AVW22EE	1
2E*00Z*R	6, 22	50CR3ZCR	7	7PT5R	8	AVW22FF	1
2ED00ZCR	6	50G02ZCR	46	7PTH5F	8	AVW22JJ	1
2EE00ZCR	6	50G02ZGR	46	7PTM5F	8	AVW22MM	1
2EG00ZGR	46	50S03ZAR	44	7SCOENZR	8	AVW23BAC	1
2EJ00ZCR	6, 22	50T03ZBR	44	7SU0ENZR	44	AVW23RAC	1
2EP00ZCR	46	50W03ZRR	44	80C00EZR	9	AVW23RBA	1
2F*00Z*R	5, 21	58L4TUBE	47	80C0EHCR	9	AVW23RBC	1
2FLANGEB	6	5BKT1	7	80CBEHCR	10	B6370**	2
2FLANGEC	6	5BRUSH	7	80CREHCR	10	B63M7**	2
2G*00F*R	6	5FLANGEB	7	80DTUBE	47	B6MM**P	2
2GBKT1	6	5FLANGEC	7	80TUBE	47	B6TM**1P	2
2GFLANGB	6	5FLANGEP	7	810CA0ZR	8	BBKT20	3, 4
2GFLANGC	6	5G*00F*R	7	810TRIM	8	BBKT30	3
2GROMMET	6	5GBKT1	7	81L4TUBE	47	BETA1	24
2SWITCH	22	5GBOXB	7	86CE1	10	BETA112R	21, 24
3FLANGEC	5	5GC00WCR	7	8WC00EZR	10	BETA124R	46
3GROMMET	5	5GC0CCCR	7	90**5F*R	8	BETA2	21, 24
3PC0C0CD	14	5GFLANGB	7	90**5S*R	8	BETA2BKT	24
3S*00F*R	5	5GFLANGC	7	900STUBE	47	BETAMIC	24
3SBCCDCR	5	5GM2LRC	7	90A00TAR	8	BGH	3, 4
3SC0CDCR	5	5GROMMET	7	90BTT	8	BGL	3, 4
3SR0CDRR	5	5IM2LRC	7	90BTT4	44	BRAKTL12	48
3SRCCDCR	5	5LSMAB	7	90E000ZR	9	C6*S	9
3SS00FAR	44	5LSMAC	7	90F000*R	8	C6*SC	9
3SU00FCR	44	5TSMAB	7	90FLANGB	8	C6BTT	9
3SW00FRR	44	5TSMAC	7	90FLANGC	8	C6BTTC	9
3SWITCH	22	5V*02Z*R	6	90J000CR	9	C6FB	9
40**5SCR	6	5V1*	6	90RA5FCR	8	C6FC	9
40*02Z*R	6	5V1G	46	90RB5FCR	8	C6L*	9
40A00AAR	6	5V3*	6	90RC5FCR	8	C6L*C	9
40BTT	6	60*02F*R	7	97FKIT	9	C6T	9
40BUH	6	60*02S*R	7	9EFLANGE	9	C6TC	9
40BUV	6	60A00TAR	7	9FLANGEB	9	C7*S	9
40C00VCR	6	60BR6FCR	7	9MLENKT1	47	C7*SC	9
40G02ZCR	46	60BTT	7	9MLENKT2	47	C7BTT	9
40G02ZGR	46	60C00VCR	7	9MLENKT3	47	C7BTTC	9
43LENS*	2	60C00WCR	7	9SCOENZR	8	C7FB	9
45795H	42	60C0EHCR	9	9SU0ENZR	44	C7FC	9
45ADDAST	42	60C0EJCS	9	9ULENKT1	47	C7L*	9
45ADDDHAL	42	60C0ELZR	7	9ULENKT2	47	C7L*C	9
45ADDDSTR	42	60CBEGCS	9	9ULENKT3	47	C7T	9
45ADL8*	42	60CREGCS	9	9UTUBE	47	C7TC	9
45ADLS8*	42	60F000*R	7	AFL530	4	C9*S	9
45ADRB*	42	60G02FCR	46	AFM1660	4	C9*SC	9
45ADROTA	42	60G02FGR	46	AFM560	4	C9BTT	9
45ALOAD	42	60J000CR	7	ALPHA1	24	C9BTTC	9
45B++*	42	60K000XR	7	ALPHA12S	24	C9FB	9
45B++	42	60K000YR	7	ALPHA2	24	C9FC	9
45B52*	42	60RA6FCR	7	ALPHA24R	45	C9L*	9
45B52	42	60RC6FCR	7	ALPHA24S	46	C9L*C	9
45CL*	42	60U0EHCR	44	ALPHA3	24	C9T	9
45DLCNTA	42	60U0EJCS	44	ALPHA4	24	C9TC	9
45DLCNTR	42	60X000RR	7	ALPHA5	24	CALF1	41
45DLOUTA	42	60X000TR	7	ALPHASL	21, 24	CANCTL6	23
45DLOUTR	42	64FKIT	7	AVBKT1	1	CANCTL7	23
45FL*	42	6EFLANGE	7	AVBKT2	1	CANEM16	23
45KFL	42	6EHDLTMK	7	AVBKT3D	1	CAST3	7
45KFL	42	6ELTUBE	47	AVBKT3S	1	CAST3H	7
45KRH	42	6FLANGEB	7	AVBKT4	1	CAST4V	7
45KRL	42	6RB*	7	AVBKT5D	1	CC5K1	23

CC5K2	23	F4M555P	46	GB2****	36	I344	39
CCSRN3	23	F4MA3	30	GB2ENDX	36, 37	I345	39
CCSRN35	23	F4MA6	30	GB4####	35	I346	39
CCSRN36	23	F4MEND#	30	GB4****	35	I381	39
CCSRN3A	23	F4MEND*	30	GB8####	36	I382	39
CCSRN3F	23	F4MENDX	30	GB8****	36	I383	39
CCSRN4	23	F4MTATL3	30	GB8ENDX	36, 37	I384	39
CCSRN4A	23	F4MTATL6	30	GBA	37	I385	39
CCSRN4DA	23	F4MTL6	30	GBA	36	I386	40
CCSRN5	23	F4N0QLED	42	GBAW#	36	I3JA	10
CCSRNT35	23	F4N0VLED	42	GBAW*	36	I3JC	10
CCSRNT36	23	F4N2QLED	42	GBCF*	36, 37	I3KC	10
CCSRNT3A	23	F4N2VLED	42	GBCNTX	36, 37	I3MC	10
CCSRNT3F	23	F4N7QLED	42	GBDIVDX	36, 37	I3SMJA	10
CCSRNT4	23	F4N7VLED	42	GBDL#	36	I3SMJC	10
CCSRNT4A	23	F4NMINI	42	GBDL*	36	I3SMKC	10
CCSRNT5	23	F4R0****	35	GBDS#	36	I3SMMC	10
CCSRNTA3	23	F4R2****	35	GBDS*	36	IA3	37, 39
CCTRIM	23	F4R3TS	35	GBDSCBL	36, 37	IA34	46
CDT6A	41	F4R6TL	35	GBLF*	36, 37	IB2####	38
CE4****	41	F4R6TS	35	GBSF*	36, 37	IB2****	38
CE8****	41	F4R7****	35	GBTL	36, 37	IB4####	38
CEDLX*	41	F4RA3	35	GBTS	37	IB4****	38
CEDLXA	41	F4RA6	35	GBTS	36	IB4ENDX	38, 39
CETAL5	41	F4RB*	30, 35	GS2****	36	IB8####	38
CETAT8	41	F4RDL*	30, 35	GS4****	36	IB8****	38
CL25C	10	F4RDS*	35	GS8****	36	IB8ENDX	38, 39
CTLS1	41	F4RDSC72	35	GSAW*	37	IBCNTX	38, 39
CWOBAAAA	41	F4RFLASH	35	GSDL*	37	IBDIVDX	38, 39
D2**	2	F4RWA#	34	GSDS*	28, 37	IBDL#	37, 38
D4****	2	F4RWA*	30	GSPHOTO	36, 37	IBDL*	38
D6****	2	F4SF*	35	GSTL*	37	IBDS#	37, 38
D8\$\$\$\$0	2	F4TL6	34	GSTS*	37	IBDS*	38
DBKT3	2	F4TS6	34	GT9****M	28	IBDSCBL	38, 39
DBKT4	2	F4W0****	34	GT9****P	28	IBTS3#	39
DBKT5	2	F4W2****	34	GT9****V	28	IBTS3*	38
DELTAC5	27	F4W4****	34	GTA	28	IBTS6#	39
DELTAC6	27	F4W7****	34	GTTT	28	IBTS6*	39
DELWCCP	32, 33, 34, 36, 37, 40, 41	F4W8****	34	GTTSA	28	ICF*	38, 39
DH2000*	3, 4	F4WA*	34	H20SN12	48	IG2****	37
DIRECTIO	47	F4WBTT	34	H20W12V	48	IG8****	37
DIRECTWD	48	F4WPHOTO	35	H27DSN28	47	IH2****	37
DL2000*	3, 4	F4X0****	34	H27SN12	48	IH8****	37
DP2**	1	F4X2****	34	H27TL12	48	IHDC*	37
DP4****	1	F4X4****	34	H27W12V	48	IJ2####	38
DP6\$\$\$\$0	1	F4X7****	34	H35ASC24	47	IJ2****	38
DP8\$\$\$\$0	1	F4X8****	34	H35DSN12	47	IJ2END#	38, 39
EP5L1	24	F4XBTT	34	H35DTL12	47	IJ2ENDX	38, 39
EP5L2S6	24	F4XPHOTO	35	H35HSC12	47	IJ500S	38, 39
EP5L2S9	24	F4XTACBL	34	H35HSN12	48	IJ500ST	38, 39
F09PC	9	F4XTACTL	34	H35SN12	48	IJ795H	38, 39
F18PC	9	F54PC	9	H35SN24	47	IJ795HT	38, 39
F27PC	9	F63PC	9	H35TL12	48	IJ8####	38
F36PC	9	FDFP11*R	5	H35TL12W	48	IJ8****	38
F40BAAAA	41	FDFP11JR	5	H35W12V	48	IJ8END#	38, 39
F41CNT*	35	FEDC06*R	5	H50ASN12	48	IJ8ENDX	38, 39
F41CNTX	35	FEDC06DR	5	H50SN12	48	IJCNT*	38, 39
F42CNT*	35	FEDC06ER	5	H50TL12	48	IJCNTX	38, 39
F42CNTX	35	FEDC06JR	5	H50W12V	48	IJDC#	37, 38
F42END#	35	FEFP11*R	5	H55H112	47	IJDC*	38
F42ENDX	35	FEFP11DR	5	H60SN12	48	ILF*	38, 39
F4500S	35	FEFP11ER	5	HHS2200	24	INSTLRDX	29
F4500ST	35	FEFP11JR	5	HOWLER	22	ION#	10
F45PC	9	FLBULK18	35	HWLDC15	22	ION*	10
F4795H	30, 35	FLLED**	2	HWLFE13	22	IONBKT1	11
F4795HT	35	FRDSCBL	35	HWLFT11	22	IONBKT2	11
F48END#	35	FT10A	47	HWLRB11	22	IONBKT4	11
F48END*	35	FT1510	47	HWLRB13	22	IONBKT5	11
F48ENDX	35	FT20A	47	HWLRB14	22	IONBKT6	11
F4A3	34	FT25	47	HWLRB18	23	IONBKT7	11
F4A6	34	G321	36	HWLRB19	23	IONG	46
F4B****P	29	G322	36	HWLRB2	22	IONGROM	11
F4CF*	35	G323	36	HWLRB20	23	IONHD1L	21
F4DIVIDX	30, 35	G324	36	HWLRB21	23	IONHD1R	21
F4DL#	34	G325	36	HWLRB22	23	IONHD2FM	21
F4DL*	30, 34	G326	36	HWLRB23	23	IONHD3FM	21
F4DLA4	46	G341	36	HWLRB24	23	IONK1B	11
F4DLR4	46	G342	36	HWLRB4	22	IONPEDB	11
F4DS#	34	G343	36	HWLUNI	22	IONSM#	10
F4DS*	34	G344	36	I2#	10	IONSM*	10
F4DSCBL	35	G345	36	I2SM#	10	IONSM*4	44
F4EDLA	41	G346	36	I321	39	IONSMG	46
F4G*0*0F	29	G381	36	I322	39	IONSV1*	11
F4LF*	35	G382	36	I323	39	IONSV1*C	11
F4M****M	29	G383	36	I324	39	IONSV1*W	11
F4M****P	29	G384	36	I325	39	IONSV3*	11
F4M*0*0F	29	G385	36	I326	40	IONSV3*C	11
F4M1111P	46	G386	36	I341	39	IONSV3*W	11
		GAMMA2	24	I342	39	IONV1*	11
		GB2####	36	I343	39	IONV1*W	11

INDEX

IONV3*	10	IWPHOTO	38, 39	L22L*P	3	M2W#	12
IONV3*W	11	IWTACBL	38	L22L*P4	3, 44	M2W*	12
IS348	33	IWTACNTL	38	L22L*V	3	M2W*24	45
IS358	32	IWTS3*	37	L31H*F	3	M2W*C	12
IS35Z	32	IWTS6*	37	L31H*F4	3, 44	M2W*C24	45
IS388	33	IX2****	37	L31H*M	3	M4#####	21
IS38Z	33	IX2****4	46	L31H*V	3	M4#	12
IS458	32	IX4****	37	L31HAFCA	3	M4*****	21
ISD#	32	IX4****4	46	L31HAMCA	3	M4*	12
ISF*	38, 39	IX8****	37	L31HAVCA	3	M4*24	45
ISFL345	31	IX8****4	46	L31HGF	46	M4*C	12
ISFL346	31	IXBTTLED	38	L31HPF	46	M4*CS	12
ISFL34X	31	IXPHOTO	38	L31HRFN	3	M4*S	12
ISFL34Z	31	JALF1	40	L32L*F	3	M469	47
ISFL355	31	JBTTLED	40	L32L*F4	3, 44	M4B6B	21
ISFL356	31	JBULK18	40, 41	L32L*M	3	M4B6CHRG	22
ISFL35X	31	JC0****	40	L32L*V	3	M4B6L	21
ISFL35Z	31	JC2****	40	L32L4F	46	M4B6R	21
ISFL385	31	JC4****	40	L32LGF	46	M4BRUSH	12
ISFL386	31	JC8****	40	L32LGM	46	M4BSEP	22
ISFL38X	31	JCTLS1	40	L32LGV	46	M4CT15B	12
ISFL38Z	31	JCTLS12	40	L360BGB	3	M4DW*	12
ISFL434	31	JCTLS1D	40	L360PMKT	3	M4DWJ	12
ISFL435	31	JDC*	30, 40, 41	L40BG	4	M4FB	12
ISFL438	31	JDH*	30, 40, 41	L41*M	4	M4FC	12
ISFL43Z	31	JDL#	40	L41*P	4	M4FC400	12
ISFL455	30	JDL*	40, 41	L41*V	4	M4FF15B	12
ISFL456	30	JDLF**	40	L51*M	4	M4G	46
ISFL45X	30	JDSCBL	40, 41	L51*P	4	M4TB15B	12
ISFL45Z	30	JE0****	40	L53AM	4	M4TM15B	12
ISFL474	31	JEONFPA	42	L53AP	4	M4V2*	12
ISFL475	31	JE2****	40	L6BKT2	19	M6#	12
ISFL478	31	JE2NFPA	42	L6BKT3	19	M6*	12
ISFL47Z	31	JE4****	40	LEDLOAD	5	M6*24	45
ISFW345	31	JE8****	40	LENSKIT1	47	M6*C	12
ISFW346	31	JF0BAAAA	41	LENSKIT2	47	M6*C24	45
ISFW34X	32	JF0DAAAA	41	LENSKIT3	47	M6*CS	12
ISFW34Z	31	JF0FAAAA	41	LF35	18	M6*S	12
ISFW355	31	JF0TAAAA	41	LF35A	18	M6BRUSH	12
ISFW356	31	JHALF1	41	LF35BASE	18	M6BTT	12
ISFW35X	31	JHBTTLED	41	LF35CB12	18	M6BTT24	45
ISFW35Z	31	JHCTAL1	41	LF35CBAC	18	M6BUW	12
ISFW385	32	JHCTAL1D	41	LF35CBAE	18	M6BUW24	45
ISFW386	32	JHCTLS1	41	LF35E	18	M6FB	12
ISFW38X	32	JHCTLS1D	41	LF7TUBE	47	M6FC	12
ISFW38Z	32	JHFLASH	41	LINEAR14	47	M6FC600	12
ISFW434	32	JHTDALL1	41	LINEAR17	47	M6FCV2	12
ISFW435	32	JHTLS2	41	LINSV2*	18	M6FCV3	12
ISFW438	32	JTA2W	40	LINSV2*X	19	M6FCV4	12
ISFW43Z	32	JTACBL	40, 41	LINSV2G	46	M6G	46
ISFW455	31	JTACNTL	40, 41	LINV2*	18	M6GC	46
ISFW456	31	JTDLED1	40	LINV2*X	19	M6HDLMTK	12
ISFW45X	31	JTDLED2	40	LINV2G	46	M6P15B	12
ISFW45Z	31	JTSL1	40	LINZ6#	19	M6P15C	12
ISFW474	32	JV2****	40	LINZ6*	19	M6PT5R	12
ISFW475	32	JV4****	40	LINZ6*24	45	M6PTH5F	12
ISFW478	32	JV8****	40	LINZ61	19	M6PTM5F	12
ISFW47Z	32	JWLED2	40	LINZ62	19	M6T	12
ISS*	31, 32	JXALF*L	40	LINZ65	19	M6T24	45
ISTBCA	32	JXALF1L	40	LINZ6F	19	M6V2*	12
ISTRBA	32	JY2****	40	LINZ6G	46	M6V2*C	12
ISTRBC	32	JY4****	40	LSK	3, 4	M6WLENX	12
ISTRCA	32	JY8****	40	LSVBKT13	19	M6ZC	12
IT9***M	29	L10H#P	4	LSVBKT34	19	M6ZC24	45
IT9***P	29	L10HAM	3	LSVBKT35	19	M7#	13
IT9***V	29	L10HAP	3	LSVBKT38	19	M7*	13
ITA	29	L10HAP4	3, 44	LSVBKT42	19	M7*24	45
ITL12	37, 38	L10HAV	4	LSVBKT44	19	M7*C	13
ITL124	46	L10HCP	3	LSVBKT45	19	M7*CS	13
ITL3	37, 38	L10L#P	4	LSVBKT47	19	M7*S	13
ITRAYL10	32	L10LAM	4	M05ZB	22	M7BKT1	13
ITRAYL12	32	L10LAP	4	M05ZJ	22	M7BRUSH	13
ITRAYL8	32	L10LAP4	4, 44	M05ZJ2	22	M7FB	13
ITRAYW10	32	L10LAV	4	M05ZR	22	M7FC	13
ITRAYW12	32	L10LCP	4	M06MB	22	M7FC700	13
ITRAYW8	32	L21H*M	3	M06MJ	22	M7G	46
ITS3	37, 38	L21H*P	3	M06MJ2	22	M7WLENX	13
ITS6	37, 38	L21H*P4	3, 44	M06MR	22	M7ZC	13
ITS64	46	L21H*V	3	M1BATT	22	M7ZC24	45
ITTS	29	L21H4P	46	M1GROUND	22	M9#	13
ITTSA	29	L21L*M	3	M2#	11	M9*	13
IW0BAAAA	41	L21L*P	3	M2*	11	M9*24	45
IW2****	37	L21L*P4	3, 44	M2*24	45	M9*C	13
IW4****	37	L21L*V	3	M2*C	11	M9*CS	13
IW8****	37	L21L4P	46	M2FB	11, 12	M9*CZ	13
IWBTTLED	38, 39	L22H*M	3	M2FC	11, 12	M9*S	13
IWDL*	37, 41	L22H*P	3	M2GROM	11, 12	M92#	13
IWDL*4	46	L22H*P4	3, 44	M2KTHD1	21	M9BRUSH	13
IWDS*	29, 37, 41	L22H*V	3	M2PEDB	11, 12	M9BTTX	13
IWDS*4	46	L22L*M	3	M2PEDC	11, 12	M9BUW	13

M9FB	13	MKEZ74	43	P46S2X	15	PFA2F41	17
M9FC	13	MKEZ76L	43	P46S2X2	15	PFA2F42	17
M9FC900	13	MKEZ79	43	P46S3*H	15	PFA2P	16
M9FCZ900	13	MKEZ82	43	P46SLC	15	PFA2P1	16
M9G	46	MKEZ83	43	P46SLCHG	15	PFBP12	14
M9HTH5FC	13	MKEZ85	43	P46SLCX	15	PFBP12C	14
M9HTH5RC	13	MKEZ86	43	P46WL*	15	PFBP12C4	45
M9HTM5FC	13	MKEZ88	43	P46WLCX	15	PFBP6	14
M9HTM5RC	13	MKEZ89	43	PAH112	24	PFBP6C	14
M9JCZ	13	MKEZ91	43	PAP112	24	PFBS12	14
M9LZC	13	MKEZ93	43	PAPEXT15	24	PFBS12C	14
M9T	13	MKEZ94	43	PAR28*	5	PFBS12S	15
M9V2*	13	MKEZ95	43	PAR28D*	5	PFBS6	14
M9V2*C	13	MKEZ96	43	PAR28D	5	PFBS6C	14
M9VFC900	13	MKEZ97	43	PAR28DJ	5	PFBS6S	14
M9WLENX	13	MKLP29	44	PAR28E	5	PFH1	15
MBADPT14	21	MKLP38	44	PAR28J	5	PFH14	45
MBCT15**	14	MKLP7	44	PBA103	16	PFH1F41	17
MBCT15JJ	14	MKLP76	44	PBA106U	16	PFH1F42	17
MBDC11**	14	MKLP82	44	PBA203	16	PFH1LP	15
MBDC11JJ	14	MKLP83	44	PBA206U	16	PFH1P	16
MBFT11**	14	MKLP86	44	PBAINTC	16	PFH1P04	45
MBFT11JJ	14	MKLP88	44	PBAPEDA	17	PFH1P1	16
MBFX11**	14	MKLP91	44	PBAPEDAL	17	PFH2	15
MBFX11JJ	14	MKLP93	44	PBAPEDD	17	PFH24	45
MC11M*	28	MKLP95	44	PBAPEDDL	17	PFH2F41	17
MC11P*	28	MKLP97	44	PBH103	16	PFH2F42	17
MC11S*	28	MKLPQDU	44	PBH106U	16	PFH2P	16
MC16M*	28	MMK	3, 4	PBH203	16	PFH2P1	16
MC16MCG	46	MPB4B	45	PBH206U	16	PFLASH	16
MC16MF	28	MPB4W	45	PBHINTC	16	PFP1	15
MC16MJ	28	MPBB	15	PC1	22	PFP14	45
MC16P*	28	MPBW	15	PC2	22	PFP1AC	16
MC16PF	28	MPP4W	45	PC3	22	PFP1AP	17
MC16PJ	28	MPPB	15	PCC10W	22	PFP1AP1	17
MC16S*	28	MPPBBS	15	PCC10W1	22	PFP1F41	17
MC16SF	28	MPPBCS	15	PCC4W	22	PFP1F42	17
MC16SJ	28	MPPW	15	PCC6W	22	PFP1LP	15
MC16V*	28	MPPWCS	15	PCC6W1	22	PFP1P	16
MC16VF	28	MPR15B	15	PCC8R	22	PFP1P04	45
MC16VJ	28	MPR15W	15	PCCS9LW	22	PFP1P1	16
MC23M*	28	MPR4W	45	PCCS9RW	22	PFP2	16
MC23P*	28	MPRB	15	PCH1	15	PFP24	45
MC23S*	28	MPRW	15	PCH14	45	PFP2AC	16
MC23V*	28	MXCT15**	14	PCH14P	45	PFP2AP	17
MCFLED2*	13	MXCT15JJ	14	PCH14P1	45	PFP2AP1	17
MCRNB1	14	MXDC11**	14	PCH1F41	17	PFP2F41	17
MCRNB2	14	MXDC11JJ	14	PCH1F42	17	PFP2F42	17
MCRNS#	13	MXFT11**	14	PCH1P	16	PFP2P	16
MCRNS#X	13	MXFT11JJ	14	PCH1P1	16	PFP2P1	16
MCRNS*	13	MXFX11**	14	PCH2	16	PFP4AWB	17
MCRNS*4	45	MXFX11JJ	14	PCH24	45	PFP4AWP	17
MCRNS*X	13	NOTE	44	PCH24P	45	PFP4AWP1	17
MCRNSC#	14	NP3BB	15	PCH24P1	45	PFS1	15
MCRNSC*	14	NP3BW	15	PCH2F41	17	PFS14	45
MCRNSG	46	NP6B4B	45	PCH2F42	17	PFS14P	45
MCRNT#	14	NP6B4W	45	PCH2P	16	PFS14P1	45
MCRNT#X	14	NP6BB	15	PCH2P1	17	PFS1F41	17
MCRNT*	14	NP6BW	15	PCP2AFS	16	PFS1F42	17
MCRNT*X	14	NPBKT1	15	PCP2AP	17	PFS1P	16
MCSLED2*	13	NPBKT2	15	PCP2AP1	17	PFS1P1	16
MIRROR15	4	OEI2#	33, 34	PCP2ASF	16	PFS2	16
MIRROR20	3, 4	OEI2#X	33, 34	PCP3	16	PFS24	45
MJTDALL1	30	OEI3BCA	33, 34	PCP3A	16	PFS24P	45
MJY****M	30	OEI3BCAX	33, 34	PCP3AP	17	PFS24P1	45
MJY****P	30	OEI3RBA	33, 34	PCP3AP1	17	PFS2F41	17
MJY****V	30	OEI3RBAX	33, 34	PCP3P	17	PFS2F42	17
MK20S	42, 43	OEI3RBC	33, 34	PCP3P1	17	PFS2P	16
MK7SS2	43	OEI3RBCX	33, 34	PCPSM1AB	17	PFS2P1	17
MK7SS4	43	OEI3RCA	33, 34	PCPSM1AC	17	PLAST3V	7
MK8H	42, 43	OEI3RCAX	33, 34	PCPSM1B	17	PLAST4V	7
MK9S	42, 43	OEION*	33, 34	PCPSM1C	17	PLAST4VL	7
MKAJ62	43	OEION*X	33, 34	PCPSM2AB	17	PROGRAM1	5
MKAJ7	43	OELS34	33	PCPSM2AC	17	PS*00F*R	18
MKAJ94	43	OELS45	33	PCPSM2B	17	PSB00FBR	18
MKEA29	43	OEWD34	33	PCPSM2C	17	PSBKT1	18
MKEA69	43	OEWD45	33	PEIMFI13	5	PSBKT451	18
MKEA76	43	OEWS34	33	PELCB	15	PSBP12	14
MKEA84	43	OEWS45	33	PELCB4	45	PSBP12C	14
MKEA94	43	OEWT34	33	PELCC	15	PSBP6	14
MKEZ29	43	OEWT45	33	PELCC4	45	PSBP6C	14
MKEZ38	43	P36HHS	14	PF #F4#	35	PSBS12	14
MKEZ38L	43	P36SLC	14	PFA1	15	PSBS12C	14
MKEZ45	43	P36SLCHG	14	PFA1F41	17	PSBS12S	15
MKEZ60	43	P46FL*	15	PFA1F42	17	PSBS6	14
MKEZ61	43	P46FLCX	15	PFA1LP	15	PSBS6C	14
MKEZ61L	43	P46HHS	15	PFA1P	16	PSBS6S	15
MKEZ62	43	P46HHS4	45	PFA1P04	45	PSC00FCR	18
MKEZ69	43	P46S2*	15	PFA1P1	16	PSC0ADCR	18
MKEZ7	42, 43	P46S2*3	15	PFA2	15	PSC0CDCR	18

INDEX

PSL1B	18	RBKT19	19	SAK56	25	TACTL5	27
PSL1BB	18	RBKT2	19	SAK57	25	TACTL6	27
PSL1P	18	RBKT4	19	SAK58	25	TAD6	2, 26
PSL1PB	18	RBKT6	19	SAK59	25	TAD8**	2, 26
PSL1R	18	RBKT7	19	SAK60	25	TAD8	2, 26
PSL1R5	18	RBKTHD1	19, 21	SAK61D	25	TADCTL1	2, 27
PSL1R5B	18	RBKTHD2	19, 21	SAK61P	25	TADF6	26
PSL1RB	18	RBKTHD3	19, 21	SAK62D	25	TADF8	26
PSL2	18	RBKTHD3D	21	SAK62P	25	TADP6	2, 26
PSL2B	18	RBKTHD4L	19, 21	SAK63D	25	TADP8**	2, 26
PSL2BB	18	RBKTHD4R	19, 21	SAK63P	25	TADP8	2, 26
PSL2BLK	18	RBKTHD5	19, 21	SAK9	25	TADP8FT	26
PSL2P	18	RBKTHD6	20, 21	SD210R	25	TADSW1	2, 27
PSL2PB	18	RBKTHD7	20, 21	SD210RX	25	TADSW2	2, 27
PSL2R	18	RBKTHD8	20, 21	SD370	25	TAL65	26
PSL2R5	18	RBKTHD9	21	SFION*	2	TAL85	26
PSL2R5B	18	RDLPAB	29	SFIOND	2	TAM63	26
PSL2RB	18	RDLPAG	46	SFIONE	2	TAM65	26
PSP1	16	RDMMM90	29	SFIONJ	2	TAM83**	26
PSP1AC	16	REPDIRWA	48	SK01**	18	TAM83	26
PSP1ALP	16	REPDIRWD	48	SK01JJ	18	TAM85**	26
PSP1AP	16	REPSTTWD	48	SK01V3**	18	TAM85	26
PSP1AP1	16	REPTSSTR	47	SK01W**	18	TANBKT1	26
PSP1LP	16	RFLANG2B	19, 20	SK01WJJ	18	TANF65	26
PSP1P	16	RFLANG2C	19, 20	SLENKT1	47	TANF85**	26
PSP1P1	16	RFLANGCD	19, 20	SLENKT2	47	TANF85	26
PSR00XRR	18	RFLANGEA	19	SLENKT3	47	TAZ66	26
PSRASXCR	18	RFLANGEC	19	SLENLRK1	47	TAZ86**	26
PSTANK	18	RGROMMET	19	SLENLRK2	47	TAZ86	26
PT360F	14	RMK20S	43	SLENLRK3	47	TCRB34	28
PT360FW	14	RMK8H	43	SLPBKT1	2	TCRB35	28
PT360P	14	RMK9S	43	SLPMM**	2	TCRB38	28
PT360PW	14	RMKAJ#	43	SMLLAA	2	TCRB39	28
PTP1	16	RMKEA29	43	SMLLBB	2	TCRB42	28
PTP1LP	16	RMKEZ#	43	SMLLBC	2	TCRB44	28
R1\$\$\$00	29	RMKEZ29	43	SMLLBR	2	TCRB45	28
R10HDM*	29	RMKEZ7	43	SMLLCR	2	TCRB45A	28
R10HDP*	29	RMKLP#	44	SMLLRR	2	TCRB47	28
R10HDV*	29	RMKLPQDU	44	SP123BMC	24	TCRHD1	27
R1LPHM*	29	RPHOTO	4	SPT5D	25	TCRHD2	27
R1LPHP*	29	RPLS34	33	SPT5P	25	TCRHD3	27
R1LPHV*	29	RPLS45	33	SPT5TEMP	25	TCRHD4	27
R1LPM*	29	RPWD34	34	SPTWI*	25	TCRHD5	27
R1LPMF	29	RPWD45	34	SSFFP16	4	TCRHD6	27
R1LPP*	29	RPWS34	33	SSFPOS	4	TCRHS1	27
R1LPPF	29	RPWS45	33	SSFFPOS16	4	TCRHS2	27
R1LPV*	29	RPWT34	34	STSUBE	47	TCRHS3	27
R1LPVF	29	RPWT45	34	STA155	27	TCRHS4	27
R2\$\$\$00	29	RS*02ZCR	18, 20	STA235	27	TCRHS5	27
R2LPHM*	29	RS*03ZCR	18, 20	STA245	27	TCRHS6	27
R2LPHP*	29	RS02ZCR	46	STA255	27	TCRHT1	28
R2LPHPG	46	RS03ZCR	46	STA335	27	TCRHT2	28
R2LPHV*	29	RV*03ZCR	18, 20	STA345	27	TCRHT3	28
R2LPM*	29	S30HAA	48	STA355	27	TCRHT4	28
R2LPMA4	29, 46	S30HAAD	48	STA445	27	TCRHT5	28
R2LPP*	29	S30HAC	48	STA455	27	TCRHT6	28
R2LPPA4	29, 46	S30HACD	48	STA535	27	TCRL**	28
R2LPPB4	46	S30HACP	48	STA545	27	TCRL*	27
R2LPPR4	46	S30HACPD	48	STA555	27	TCRLBKT	28
R2LPV*	29	S30TL	48	STA635	27	TCRLBKT1	28
R316**F	4	SA314A	24	STA735	27	TCRLBKT2	28
R316**M	4	SA314B	24	STA745	27	TCRLRBC	28
R316**V	4	SA315P	24	STA755	27	TDPS\$\$\$00	26
R316*F	4	SA31101D	25	STA835	27	TFLANGEB	5
R316*M	4	SA31101P	25	STA845	27	TFLANGEC	5
R316*V	4	SA340STS	25	STA855	27	TGROM2	5
R416**F	4	SA340TS	25	STA935	27	TIONBKT1	11
R416**M	4	SA350M	21, 25	STA945	27	TIONBKT2	11
R416**V	4	SA350MB1	22, 25	STA955	27	TIONBKT3	11
R416*F	4	SA350MH	22	STOPSN12	48	TIONBKT4	11
R416*M	4	SABKT1	24	STPEA69	43	TIONFC	11
R416*V	4	SABKT9	24	STPKT#	43	TLI#	11
R4B***P	30	SAK1	25	STPKTQDU	44	TLI#X	11
R4B*0*OP	30	SAK23	25	STPLP#	44	TLI*	11
R4B795H	30	SAK25	25	SUBI3T12	40	TLI*X	11
R4BA3	30	SAK32	25	SUBI3T6S	40	TLI2#	11
R4BA6	30	SAK37	25	T0*00M*R	5	TLI2#X	11
R4BEND#	30	SAK40	25	T0CACCCR	5	TLI2P	46
R4BEND*	30	SAK41	25	TA125NF1	27	TURB6DUP	47
R4BENDX	30	SAK42	25	TA125NF2	27	TURBO5	48
R4BFLASH	30	SAK43	25	TA165NF1	26	TURBO64	48
R4BTL6	30	SAK44	25	TA165NF2	27	TURBOASY	47
RB6T*P	2	SAK47	25	TA166AL5	26	UFM8	4, 20
RBKT1	19	SAK48	25	TA20TL12	48	UHF2150A	5
RBKT10	19	SAK49	25	TA45B72	26	ULF44	4
RBKT12	19	SAK50	25	TAC815	26	UNI	47
RBKT14	19	SAK51	25	TAC830	26	V23*TPB	20
RBKT16	19	SAK52	25	TAC850	26	V23*TPBX	20
RBKT17	19	SAK54	25	TACF85**	26	V23*TPC	20
RBKT18	19	SAK55	25	TACF85	26	V23*TPCX	20

V23P20B	20	VXFX11**	14	WPKM1	24	XI3MC	10
V23P20C	20	W20SS	26	WPLow1A	20	XI3SMJA	10
V23PEDB	20	W20SSRK	26	WPLow2A	20	XI3SMJC	10
V23PEDC	20	WBUA107	25	WPLow3AA	20	XI3SMKC	10
VHB609#	20	WBUA112	25	WPLowZ1A	20	XI3SMMC	10
VHB609*	20	WBUA112C	25	WPLowZ2A	20	XK01**	18
VMCT15**	14	WBUA97	25	WPLowZ3A	20	XK01JJ	18
VMDC11**	14	WCC9	22	WPLWZ3A4	45	XK01V3**	18
VMFT11**	14	WCC92	22	WS321	22, 24	XK01W**	18
VMFX11**	14	WCC92SUB 35, 36, 37, 38, 39		WS321B14	21	XK01WJJ	18
VTX3609#	20	WCC9SM	22	WSMIC321	21, 22, 24	XON#	10
VTX3609*	20	WCC9SUB	40	WSSC30	24	XON*	10
VTX609#	20	WION#	10	WSSC30HK	24	XONSM#	10
VTX609*	20	WION*	10	WSSMSW3	21, 24	XONSM*	10
VTX609*4	45	WIONSC*4	45	WSSPA30	24	XONSV1*	11
VTX609G	46	WIONSM#	10	WXON#	10	XONSV3*	11
VTXD609#	20	WIONSM*	10	WXON*	10	XONV1*	11
VTXD609*	20	WIONSM*4	45	WXONSM#	10	XONV3*	11
VTXD609G	46	WMM6K	2	WXONSM*	10	XTX609#	20
VTXFB	20	WPA1	21, 24	XI2#	10	XTX609*	20
VTXFC	20	WPA112	21, 24	XI2SM#	10	XTXD609#	20
VXCT15**	14	WPA2	24	XI3JA	10	XTXD609*	20
VXDC11**	14	WPA3BM	24	XI3JC	10		
VXFT11**	14			XI3KC	10		

Authorized Managing Sales Representatives

CONNECTICUT, MAINE, MASSACHUSETTS NEW HAMPSHIRE, RHODE ISLAND, VERMONT

Patriot Fleet Group, LLC

P.O. Box 886
Rocky Hill, Connecticut 06067
(860) 757-3922 • Fax: (860) 785-8697
e-mail: amsr1@whelen.com

DELAWARE, MARYLAND, PENNSYLVANIA, VIRGINIA, WASHINGTON D.C.

Mobile Fleet

P.O. Box 591
Reedsville, Pennsylvania 17084
(866) 674-1110 • Fax: (443) 593-0590
e-mail: amsr2@whelen.com

FLORIDA, PUERTO RICO

Coastal Representative's Inc.

2300 Tall Pines Drive, Suite 123
Largo, Florida 33771
(941) 376-2574
e-mail: amsr3@whelen.com

ALABAMA, GEORGIA, MISSISSIPPI, NORTH CAROLINA, SOUTH CAROLINA, TENNESSEE (Except Memphis)

Thomas J. Madden & Associates, Inc.

935 Hwy 124, Bldg 400, Suite 401
Braselton, Georgia 30517
(678) 963-2060 • Fax: (678) 963-2061
e-mail: amsr4@whelen.com

HAWAII, GUAM & SAIPAN

Pacific Sales Representatives, Inc.

P.O. Box 240256
Honolulu, Hawaii 96824-0256
(808) 373-4666 • Fax: (808) 373-3045
e-mail: amsr6@whelen.com

KENTUCKY, OHIO, WEST VIRGINIA

Holstein & Associates, LLC

9031 Heritage Drive
Plain City, Ohio 43064
(614) 873-2121 • Fax: (614) 873-3095
e-mail: amsr7@whelen.com

ARKANSAS, LOUISIANA, TENNESSEE (Memphis only), TEXAS

John Wright & Associates

1111 W Abram Street
Arlington, Texas 76013
(817) 459-2001 • Fax: (817) 459-2515
e-mail: amsr8@whelen.com

ALASKA, IDAHO, MONTANA, OREGON, WASHINGTON

Kent D. Bruce Company, LLC

P.O. Box 225
Black Diamond, Washington 98010
(360) 886-9410 • Fax: (360) 886-9411
e-mail: amsr10@whelen.com

CALIFORNIA, NEVADA (Northwest and South) WATTCO

2230 Cordelia Road
Fairfield, California 94534
(707) 435-9233 • Fax: (707) 435-1941
e-mail: amsr12@whelen.com

IOWA, MINNESOTA, NORTH DAKOTA, SOUTH DAKOTA, WISCONSIN

W. Reeves & Associates LLC

P.O. Box 477
Norwalk, Iowa 50211
(515) 981-5967 • Fax: 866-336-3503
e-mail: amsr13@whelen.com

KANSAS, MISSOURI, NEBRASKA, OKLAHOMA

Busch & Associates, LLC

12705 South Rene Street
Olathe, Kansas 66062
(913) 390-1777 • Fax: (913) 390-7889
e-mail: amsr14@whelen.com

COLORADO, NEVADA (Northeast)

UTAH, WYOMING

Rep Services, LLC

33990 County Road 27
Kiowa, Colorado 80117
(303) 840-7451 • Fax: (303) 805-0133
e-mail: amsr19@whelen.com

NEW JERSEY, NEW YORK

Mobile Fleet

10 Commerce Drive
Hauppauge, New York 11788
(631) 206-2920 • Fax: (631) 206-2923
e-mail: amsr20@whelen.com

ILLINOIS, INDIANA, MICHIGAN

C. S. Trojan & Associates, Inc.

1375 Rickett Road
Brighton, Michigan 48116
(810) 227-7775 • Fax: (810) 227-9195
e-mail: amsr22@whelen.com

ARIZONA, NEW MEXICO

Charlotte Young & Associates, Inc.

2710 S. Litchfield Road
Goodyear, Arizona 85338
602-615-8710
e-mail: amsr25@whelen.com

WHELEN FACTORY INQUIRY

Automotive Sales

e-mail: autosale@whelen.com

Automotive OEM Sales

e-mail: autooem@whelen.com

Automotive Government Sales

e-mail: autousos@whelen.com

Automotive Catalog

e-mail: catalog@whelen.com

Customer Service

e-mail: custserv@whelen.com

CANADIAN INQUIRY

EASTERN: NEWFOUNDLAND, NEW BRUNSWICK, NOVA SCOTIA, PRINCE EDWARD ISLAND

Leslie and Associates

32 Steeles Avenue East
Milton, Ontario, Canada L9T 5A1
(905) 878-8457 • Fax: (905) 878-0877
e-mail: amsr15@whelen.com

CENTRAL: MANITOBA, ONTARIO, QUEBEC, NUNAVUT

Leslie and Associates

32 Steeles Avenue East
Milton, Ontario, Canada L9T 5A1
(905) 878-8457 • Fax: (905) 878-0877
e-mail: amsr15@whelen.com

WESTERN: ALBERTA, BRITISH COLUMBIA, SASKATCHEWAN, YUKON AND NORTHWEST TERRITORIES

TL Smid Associates

3057 Similkameen Place
Kamloops, British Columbia, Canada V2E 2T6
(250) 572-1507
e-mail: amsr21@whelen.com

CARIBBEAN, CENTRAL & SOUTH AMERICA INQUIRES

Fred Villoria

3823 Pirate Drive
Rancho Palos Verdes, California 90275
(310) 230-5209
e-mail: amsr49@whelen.com

MEXICO INQUIRY

ZABAI LLC

Ivan R. Lopez Zavala

20 Bokum Road
Chester, Connecticut 06412
(860) 819-6986
e-mail: amsr50@whelen.com

MIDDLE EAST INQUIRY

TM Associates

4395 Centre Lake Drive
Windsor, Ontario, Canada N9G 2X5
(519) 563-9339
e-mail: amsr26@whelen.com

INTERNATIONAL INQUIRY

Contact Factory

e-mail: autousos@whelen.com



BROOKING INDUSTRIES, INC.
COMPREHENSIVE PRICE GUIDE
2017 V.1

	A	B	C
3	PRODUCT	MSRP	PRODUCT DESCRIPTION
4	FLASHERS / INTERFACES		
5	FORD		
6	FL-41U-1	\$250.00	PLUG & PLAY headlight flasher - 2016+ Ford Interceptor Utility
7	FL-40FIF-M	\$325.00	PLUG & PLAY headlight flasher - 2013+ Ford Interceptor Sedan & 2013-15 Utility
8	FL-20RFIF-U	\$325.00	PLUG & PLAY tail light flasher - 2013+ Ford Interceptor Utility
9	FL-20RFIF-S	\$325.00	PLUG & PLAY tail light flasher - 2013+ Ford Interceptor Sedan
10	DODGE		
11	FL-80RFIP	\$325.00	PLUG & PLAY rear brake panel & tail-light flasher 2011- 2014 Dodge Charger
12	FL-80RFIP-2	\$325.00	PLUG & PLAY rear brake panel & tail light flasher 2015+ Dodge Charger
13	FL-80RFID-2	\$325.00	PLUG & PLAY rear brake panel & tail-light flasher 2015+ Dodge Durango
14	FL-50HIFDC15	\$325.00	PLUG & PLAY headlight flasher - 2015+ Dodge Charger
15	CHEVY		
16	FL-CTF	\$80.00	Simple PLUG & PLAY headlight & tail light flasher for 2007+ Chevy Tahoe
17	UNIVERSAL		
18	FL-UF1	\$45.00	Universal headlight flasher (requires cutting)
19	BRACKET		
20	FL-LB	\$25.00	L shaped mounting bracket for FL-20, 40, 50 & 80 series flashers
21	Click here for category webpage		
22	LED LIGHT HEADS		
23	MS3BS	\$66.13	3 diode surface mount light head, black base (12-24VDC)
24	colors: A, B, R, W		
25	MS3BH	\$60.00	3 diode multi-mount light head (HOOD / EDGE, PERMANENT, ADHESIVE) - black base (12-24VDC)
26	colors: A, B, R, W (solid)		
27	ST3	\$65.00	3 diode super thin surface mount - black base - black bezel (12-24VDC) white and chrome bezels also available, see below
28	colors: A, B, R, W		
29	M53	\$65.00	3 diode surface mount / hide away - black bezel (12-24VDC) white and chrome bezels also available, see below
30	colors: A, B, R, W		
31	TLED04B	\$55.00	4 Diode surface mount light head, black base - black bezel (11-30VDC) chrome bezels also available, see below
32	colors: A, B, R, W, R/B, R/W, A/W, B/W		
33	SQ4	\$50.00	4 diode multi-mount light head w/ U bracket/single bolt mount - black base (11-30VDC)
34	colors: A, B, R, W, R/B, R/W, A/W, B/W		
35	ES6	\$100.00	6 diode multi-mount light head - composite mounting tabs included (12-24VDC)
36	colors: A, B, R, W		
37	AL6S	\$95.00	6 diode surface mount light head - linear optics - black bezel (12-24VDC)
38	colors: A, B, R, W		
39	AL6M	\$110.00	6 diode multi-mount light head - linear optics - black bezel (12-24VDC) great for hanging under most side mirrors
40	colors: A, B, R, W		
41	ST6	\$100.00	6 diode SUPER-THIN surface mount - black base - black bezel (12-24VDC) white and chrome bezels also available, see below
42	colors: A, B, R, W, R/B, R/W, A/W, B/W, A/B		
43	ST6-V (w/ vertical optics for vertical mount)	\$100.00	6 diode SUPER-THIN surface mount - black base - black bezel (12-24VDC) white and chrome bezels also available, see below
44	colors: A, B, R, W, R/B, R/W		
45	ID6	\$65.00	6 diode programmable surface mount (12-24VDC)
46	colors: A, B, R, W, R/B, R/W, A/W, B/W		
47	MS6BS	\$93.68	6 diode surface mount light head, black base (12-24VDC)
48	colors: A, B, G, R, W, R/B, R/W, A/W, B/W, A/B		
49	MS6BS-V (w/ vertical optics for vertical mount)	\$93.68	6 diode surface mount light head w/ vertical optics for vertical mount - black base (12-24VDC)
50	colors: A, B, R, R/B, W		
51	MS6D	\$125.00	DUAL COLOR (color changing) MS6 surface mount light head, black base (12-24VDC)
52	colors: R/B, R/W, A/W, R/A, B/A, B/W		
53	XT6	\$100.00	6 diode surface mount light head - black base - black bezel (12-24VDC) white and chrome bezels also available, see below
54	colors: A, B, W, R		
55	MS6BH	\$104.70	6 diode multi-mount light head (HOOD / EDGE, PERMANENT, ADHESIVE) - black base (12-24VDC)
56	colors: A, B, R, W, R/B, R/W, A/W, B/W		
57	XL6B	\$88.17	6 diode surface mount light head w/ Xtreme linear optics, black base (10-30VDC) chrome bezels also available, see below
58	colors: A, B, R, W, R/B, R/W, A/W, B/W		
59	ID26	\$95.00	12 diode (6X6 stacked) programmable surface mount (12-24VDC)
60	colors: A, B, R, W, R/B, R/W, A/W, B/W		
61	MS26BS	\$130.00	12 diode (6X6 stacked) surface mount light head, black base (11-30VDC)
62	Colors: A, B, R, W, R/B, R/W, A/W, B/W, A/R		
63	ST26	\$140.00	12 diode (6X6 stacked) SUPER-THIN surface mount light head, black base (11-30VDC)
64	Colors: A, B, R, W, R/B, R/W, A/W, B/W		
65	XL09B	\$75.00	9 diode surface mount light head w/ Xtreme linear optics, black base (12-24VDC)
66	colors: A, B, R, W (solid only)		
67	CXLED09B	\$115.00	9 diode dual color / color changing surface mount light head w/ Xtreme linear optics, black base (10-28VDC)
68	colors: R/B, A/B, A/R		

BROOKING INDUSTRIES, INC.
COMPREHENSIVE PRICE GUIDE
2017 V.1

	A	B	C
69	XT12	\$130.00	12 diode surface mount light head - black base - black bezel (12-24VDC) white and chrome bezels also available, see below
70	A, B, R, W, A/B, A/R, A/W, R/B, R/W, B/W		
71	XLED18B	\$100.00	18 diode (9x9 stacked) surface mount light head w/ Xtreme linear optics; black base (12-24VDC)
72	colors: A, B, R, W, R/B, R/W, A/W		
73	Click here for category webpage		
74	LIGHTHEAD MOUNTING SOLUTIONS		
75	LICENSE PLATE FRAME (ES6)		
76	LPF46-(color)	\$550.00	ABS plastic molded license plate frame - (4) ES6 lightheads - comes fully assembled
77	FORD SEDAN FENDER INSERT		
78	FIS-FI	\$110.00	Ford Interceptor sedan fender inserts (set). Use with MS3BS, MS6BS, ST6, XT6 or ID6 series lights
79	MS3BS Brackets		
80	MBGSM3BS	\$11.50	L bracket for single head
81	MBGSM23BS	\$17.25	Dual head L bracket (stacked - top/bottom)
82	MBHTMS3BS	\$13.00	Headliner T bracket for single head
83	MBLPMS3BS	\$35.00	Dual head license plate bracket
84	MBSMMS3BS	\$20.00	Swivel bracket for single head - ANGLE ADJUSTABLE
85	97.M14001.0	\$15.00	Rubber "boot" / grommet for flush mount
86	ST3 Brackets		
87	ST3-LB	\$15.00	L bracket for single head
88	ST3-SB	\$25.00	Swivel bracket for single head - ANGLE ADJUSTABLE
89	ST3 Bezels		
90	ST3-FBB	\$2.75	Black bezel for ST6 series light heads
91	ST3-FWB	\$2.75	White bezel for ST6 series light heads
92	ST3-FCB	\$4.50	Chrome bezel for ST6 series light heads
93	TLED04 Brackets / Grommet		
94	MBGSXS4	\$11.50	L bracket for single head
95	MBHTXS4	\$13.00	Headliner T bracket for single head
96	MBLPXS4	\$35.00	Dual head license plate bracket
97	ZRUB-TLED04	\$18.00	Rubber "boot" / grommet for flush mount
98	TLED04 Bezels		
99	FB04C	\$5.75	Flange base (CHROME) for (1) TLED04
100	FB24C	\$11.50	Flange base (CHROME) for (2) TLED04's (STACKED)
101	FB24B	\$8.05	Flange base (BLACK) for (2) TLED04's (STACKED)
102	SQ4 Brackets		
103	MBU2SQ4	\$15.00	U bracket - 2 small mounting holes (INSTEAD OF LARGE BAYONETTE HOLE) - no left/right adjustability
104	MBGSSQ4	\$15.00	L bracket for single head
105	ST6 Brackets		
106	ST6-LB	\$15.00	L bracket for single head
107	ST6-SB	\$25.00	Swivel bracket for single head - ANGLE ADJUSTABLE
108	ST6-2LR	\$18.00	Dual head (side/side) L bracket
109	ST6-2TB	\$18.00	Dual head (top/bottom stack) L bracket
110	ST6 Bezels		
111	ST6-FBB	\$3.00	Black bezel for ST6 series light heads
112	ST6-FWB	\$3.00	White bezel for ST6 series light heads
113	ST6-FCB	\$5.00	Chrome bezel for ST6 series light heads
114	XT6 Brackets		
115	XT6-LB	\$11.50	L bracket for single head
116	XT6 Bezels		
117	XT6-FWB	\$3.00	White bezel for XT6 series light heads
118	XT6-FCB	\$5.00	Chrome bezel for XT6 series light heads
119	ID6 / MS6BS / MS6D Brackets		
120	IDMS6-LB	\$15.00	L bracket
121	IDMS6-2TB	\$18.00	Dual head L bracket (stacked - top/bottom)
122	IDMS6-2LR	\$18.00	Dual head L bracket (side by side)
123	IDMS6-HT	\$15.00	Headliner T bracket for single head
124	IDMS6-LPB	\$35.00	Dual head license plate bracket
125	IDMS6-SB	\$25.00	2 piece swivel bracket for single head
126	97.M16001.0	\$20.00	Rubber "boot" / grommet for flush mount
127	ST26 / MS26BS / ID26 / XT12 Brackets		
128	IDMSXT26-LB	\$20.00	L bracket for single head - ID26 / MS26 / ST26 / XT12
129	XL6 Brackets		
130	MBGSXL6	\$15.00	L bracket
131	MBHTXL6	\$15.00	Headliner T bracket
132	MBLPXL6	\$35.00	Dual head license plate bracket
133	MBSMXL6	\$25.00	2 piece swivel bracket for single head
134	XL6 Bezels		

BROOKING INDUSTRIES, INC.
COMPREHENSIVE PRICE GUIDE
2017 V.1

	A	B	C
135	FBSE04C	\$8.45	Flange base (chrome) for (1) light head
136	FBSE24B	\$8.05	Flange base (black) for (2) light heads (double stack)
137	FBSE24C	\$13.60	Flange base (chrome) for (2) light heads (double stack)
138	XL09B / CXLED09B Brackets		
139	MBXLED09SB	\$13.80	L bracket
140	MBXLED09SA	\$28.75	2 piece swivel bracket (height/angle adjustable)
141	XT12 Bezels		
142	XT12-FWB	\$3.50	White bezel for XT12 series light heads
143	XT12-FCB	\$5.50	Chrome bezel for XT12 series light heads
144	XLED18 Brackets		
145	MBXLED18SB	\$16.10	L bracket for single head
146	INTERIOR LIGHTING		
147	OVERHEAD DOME LIGHT		
148	PL-RWO	\$43.00	LED over-head / dome light
149	Click here for category webpage		
150	DASH LIGHTS		
151	TITAN SERIES		
152	TDSE4	\$65.00	4 diode Titan SE4 dash light (11-30VDC)
153	TDXL6	\$70.00	6 diode Titan XL6 dash light w/ Xtreme linear optics (11-30VDC)
154	colors: A/A, B/B, R/R, W/W, R/B, R/W, A/W, B/W		
155	MICROMAX-II SERIES		
156	MMA204P	\$193.59	8 diode MicroMax2 dash light (12VDC)
157	XMMAX206P	\$227.12	12 diode MicroMax2 dash light w/ Xtreme linear optics (12VDC)
158	colors: A/A, B/B, R/R, W/W, R/B, R/W, A/W, B/W		
159	Dash Light Mounts & Accessories		
160	YCOV-MMAX2P	\$4.20	Flashback shroud for MMA204P / XMMAX206P
161	MBMMA2A-2	\$6.30	Side mount suction cup / L bracket combo for Micromax series dash lights (set)
162	MBMMA2H	\$31.50	Headliner mount for MMA204P / XMMAX206P series dash lights
163	MBMMA2B	\$6.00	Set of (2) "L" Brackets for MicroMax series dash/deck lights
164	ZHAND-MMAX2	\$4.50	Replacement bracket for MMA204P / XMMAX206P
165	XSCR-MICROMAX	\$4.00	Replacement hardware kit for MMA204P / XMMAX206P (screws & suction cups)
166	INTERIOR VISOR LIGHT BARS		
167	SV4W-(color)	\$550.00	40 diode Xtreme linear interior visor light, universal mount kit - takedowns optional (12VDC)
168	SV6W-(color)	\$650.00	56 / 60 diode Xtreme linear interior visor light, universal mount kit - takedowns optional (12VDC)
169	Interior Visor Brackets		
170	ZIRO-SV (included w/ each unit @ \$0.00)	\$35.00	Universal mounting bracket for interior visor (Not guaranteed to work in all vehicle types)
171	SVMB-FIU	\$75.00	Stealth Visor mounting bracket kit for Ford Interceptor Utility / Explorer (2013+)
172	SVMB-FIS	\$75.00	Stealth Visor mounting bracket kit for Ford Interceptor Sedan (2013+)
173	SVMB-DC2	\$75.00	Stealth Visor mounting bracket kit for Dodge Charger (2011+)
174	SVMB-CT	\$75.00	Stealth Visor mounting bracket kit for Chevy Tahoe / Suburban (2007+)
175	Click here for category webpage		
176	HIDE-AWAY		
177	M53	\$65.00	3 diode round, self-contained surface mount / hide away - black bezel - 12-24VDC
178	colors: A, B, R, W		
179	HAL06- (choose 2 head colors)	\$150.00	2 head 6 diode hide away / surface mount LED kit (12VDC) - black bezels standard - chrome & white extra
180	colors: A, B, R, W (single & split color heads)		
181	HAL09- (choose 2 head colors)	\$210.00	2 head 9 diode hide away / surface mount LED kit (12-30VDC) - black bezels standard - chrome & white extra
182	colors: A, B, R, W (single color heads only)		
183	HAL06 / HAL09 Surface Mount Bezels		
184	FBK-HAL06-B	\$3.60	(1) Black flange for HAL06 series light heads (if purchasing separately)
185	FBK-HAL06-W	\$3.60	(1) White flange for HAL06 series light heads
186	FBK-HAL06-C	\$4.80	(1) Chrome flange for HAL06 series light heads
187	PAL06		WWW.KITS.FEATURE.NEW.BACK-UP / REVERSE LIGHT STEADY.BURN.FEATURE!
188	PAL06- (choose 2 head colors)	\$150.00	2 head 6 diode pop-in hide away/surface mount LED kit (12VDC) - black bezels standard - chrome & white extra
189	colors: A, B, R, W (single & split color heads)		
190	PAL06 Surface Mount Flanges / Bezels		
191	FBK-PAL06-B	\$4.85	(1) Black flange for PAL06 series light heads (if purchasing separately)
192	FBK-PAL06-W	\$4.85	(1) White flange for PAL06 series light heads
193	FBK-PAL06-C	\$5.30	(1) Chrome flange for PAL06 series light heads
194	TAL06 (SINGLE COLOR HEADS)		
195	TAL06A- (choose 2 head colors)	\$200.00	2 head 6 diode TWIST LOCK LED kit (12VDC) - Ford Interceptor specific
196	colors: A, B, R, W (single & split color heads)		
197	L Bracket for surface mounting		
198	TAL06-LB	\$10.00	L bracket for single head
199	Click here for category webpage		
200	RayZR & COMMANDER LIGHT STICKS		

BROOKING INDUSTRIES, INC.
COMPREHENSIVE PRICE GUIDE
2017 V.1

A		B	C
201			PLEASE ALLOW UP TO 2 WEEKS FOR COLORS / COMBINATIONS NOT LISTED BELOW
202			Standard model stock can and will run out. When it does assembly is necessary (up to 2 weeks)
203			DON'T FORGET TO ORDER MOUNTING BRACKETS! (LISTED BELOW)
204			All 2 color combinations are SPLIT down the middle NOT staggered / candy-caned
205	RayZR Series		
206	4 HEAD UNITS (NO ARROWS)		
207	E10-40201-00	\$210.00	RayZR light stick - 4 head - BLUE - 12~24VDC
208	E10-40202-00	\$210.00	RayZR light stick - 4 head - RED - 12~24VDC
209	E10-40203-00	\$210.00	RayZR light stick - 4 head - AMBER - 12~24VDC
210	E10-40204-00	\$210.00	RayZR light stick - 4 head - RED / BLUE SPLIT - 12~24VDC
211	E10-40205-00	\$210.00	RayZR light stick - 4 head - WHITE - 12~24VDC
212	E10-40206-00	\$210.00	RayZR light stick - 4 head - AMBER / WHITE SPLIT - 12~24VDC
213	E10-40207-00	\$210.00	RayZR light stick - 4 head - RED / WHITE SPLIT - 12~24VDC
214	E10-40208-00	\$210.00	RayZR light stick - 4 head - BLUE / WHITE SPLIT - 12~24VDC
215	6 HEAD UNITS		
216	E10-60201-00	\$340.00	RayZR light stick - 6 head - BLUE - 12~24VDC
217	E10-60202-00	\$340.00	RayZR light stick - 6 head - RED - 12~24VDC
218	E10-60203-00	\$340.00	RayZR light stick - 6 head - AMBER - 12~24VDC
219	E10-60204-00	\$340.00	RayZR light stick - 6 head - RED / BLUE SPLIT - 12~24VDC
220	E10-60205-00	\$340.00	RayZR light stick - 6 head - WHITE - 12~24VDC
221	E10-60206-00	\$340.00	RayZR light stick - 6 head - AMBER / WHITE SPLIT - 12~24VDC
222	E10-60207-00	\$340.00	RayZR light stick - 6 head - RED / WHITE SPLIT - 12~24VDC
223	E10-60208-00	\$340.00	RayZR light stick - 6 head - BLUE / WHITE SPLIT - 12~24VDC
224	8 HEAD UNITS		
225	E10-80201-00	\$410.00	RayZR light stick - 8 head - BLUE - 12~24VDC
226	E10-80202-00	\$410.00	RayZR light stick - 8 head - RED - 12~24VDC
227	E10-80203-00	\$410.00	RayZR light stick - 8 head - AMBER - 12~24VDC
228	E10-80204-00	\$410.00	RayZR light stick - 8 head - RED / BLUE SPLIT - 12~24VDC
229	E10-80205-00	\$410.00	RayZR light stick - 8 head - WHITE - 12~24VDC
230	E10-80206-00	\$410.00	RayZR light stick - 8 head - AMBER / WHITE SPLIT - 12~24VDC
231	E10-80207-00	\$410.00	RayZR light stick - 8 head - RED / WHITE SPLIT - 12~24VDC
232	E10-80208-00	\$410.00	RayZR light stick - 8 head - BLUE / WHITE SPLIT - 12~24VDC
233	E10-80211-00	\$410.00	RayZR light stick - 8 head - RAAAAAAB - 12~24VDC (ENDS NOT INDEPENDENT)
234	10 HEAD UNITS		
235	E10-00201-00	\$515.00	RayZR light stick - 10 head - BLUE - 12~24VDC
236	E10-00202-00	\$515.00	RayZR light stick - 10 head - RED - 12~24VDC
237	E10-00203-00	\$515.00	RayZR light stick - 10 head - AMBER - 12~24VDC
238	E10-00204-00	\$515.00	RayZR light stick - 10 head - RED / BLUE SPLIT - 12~24VDC
239	E10-00205-00	\$515.00	RayZR light stick - 10 head - WHITE - 12~24VDC
240	E10-00206-00	\$515.00	RayZR light stick - 10 head - AMBER / WHITE SPLIT - 12~24VDC
241	E10-00207-00	\$515.00	RayZR light stick - 10 head - RED / WHITE SPLIT - 12~24VDC
242	E10-00208-00	\$515.00	RayZR light stick - 10 head - BLUE / WHITE SPLIT - 12~24VDC
243	RayZR pod - Ford Interceptor Utility (2013+)		Supplied as a kit / not assembled
244	FIU-RLP	\$175.00	ABS pod for E10-4020, 6020 or 8020 (8020 8 head unit recommended for best look & fit)
245	RayZR PAK-(color)	\$630.00	(1) E10-8020 in any color, (1) FIS-FIU rear spoiler pod and all mounting materials
246	RayZR pod for 2015+ Chevy Tahoe		Supplied as a kit / not assembled
247	RHP-CT15	\$300.00	Rear Hatch Pod - accomodates (1) E10-8020 8 head RayZR light stick & up to (4) ST6 surface mount lightheads
248	RHP-CT15-1 (list colors when ordering)	\$710.00	BASIC Rear Hatch Package: (1) RHP-CT15 - (1) E10-8020 RayZR light stick
249	RHP-CT15-2 (list colors when ordering)	\$910.00	MID-LEVEL Rear Hatch Package: (1) RHP-CT15 - (1) E10-8020 RayZR light stick - (2) ST6 surface mount lightheads
250	RHP-CT15-3 (list colors when ordering)	\$1,110.00	DELUXE Rear Hatch Package: (1) RHP-CT15 - (1) E10-8020 RayZR light stick - (4) ST6 surface mount lightheads
251	RayZR Brackets		
252	97.E10001.00	\$10.00	Mini L bracket for RayZR
253	MBNLB	\$12.00	Standard slotted L bracket for RayZR
254	97.E10003.00	\$10.00	Surface / flush mount bracket for RayZR
255	97.E10004.00	\$25.00	Height / angle adjustable bracket for RayZR
256	Light Stick Controllers (optional)		
257	SW-610TA	\$75.22	Optional controller w/ LED display for RayZR & Commander - OPTIONAL / NOT NECESSARY!
258	CP-610	\$30.00	Console mounting plate for SW-610TA & SW-610T1
259	SCP-3R1M-NLTA	\$25.00	Basic 4 Switch Panel for RayZR / Commander traffic advisor
260	Light Stick Flashback Shroud		
261	FBS-DC	\$75.00	Fits up to 8 head RayZR (2011+ Dodge Charger)
262	FBS-FIS	\$75.00	Fits up to 8 head RayZR or any deck lights (2012+ Ford Interceptor Sedan)
263	Light Stick Harness Extensions		
264	WHNS-30	\$67.41	30' Extension harness (leads match RayZR & Commander)
265	WHNS-45	\$84.26	45' Extension harness (leads match RayZR & Commander)
266			

BROOKING INDUSTRIES, INC.
COMPREHENSIVE PRICE GUIDE
2017 V.1

A	B	C
267	COMMANDER XL6 SERIES	
268	2 HEAD UNITS (NO ARROWS)	GREEN NOW AVAILABLE ALL SIZES!
269	CLWW2XL6-B/B	\$195.00 2 head Xtreme linear Commander XL6 - (12~24VDC)
270	CLWW2XL6-B/W	\$195.00 2 head Xtreme linear Commander XL6 - (12~24VDC)
271	CLWW2XL6-R/R	\$195.00 2 head Xtreme linear Commander XL6 - (12~24VDC)
272	CLWW2XL6-R/W	\$195.00 2 head Xtreme linear Commander XL6 - (12~24VDC)
273	CLWW2XL6-A/A	\$195.00 2 head Xtreme linear Commander XL6 - (12~24VDC)
274	CLWW2XL6-A/W	\$195.00 2 head Xtreme linear Commander XL6 - (12~24VDC)
275	CLWW2XL6-R/B	\$195.00 2 head Xtreme linear Commander XL6 - (12~24VDC)
276	CLWW2XL6-W/W	\$195.00 2 head Xtreme linear Commander XL6 - (12~24VDC)
277	4 HEAD UNITS (NO ARROWS)	
278	CLWW4XL6-B/B	\$310.00 4 head Xtreme linear Commander XL6 - (12~24VDC)
279	CLWW4XL6-B/W	\$310.00 4 head Xtreme linear Commander XL6 - (12~24VDC)
280	CLWW4XL6-R/R	\$310.00 4 head Xtreme linear Commander XL6 - (12~24VDC)
281	CLWW4XL6-R/W	\$310.00 4 head Xtreme linear Commander XL6 - (12~24VDC)
282	CLWW4XL6-A/A	\$310.00 4 head Xtreme linear Commander XL6 - (12~24VDC)
283	CLWW4XL6-A/W	\$310.00 4 head Xtreme linear Commander XL6 - (12~24VDC)
284	CLWW4XL6-R/B	\$310.00 4 head Xtreme linear Commander XL6 - (12~24VDC)
285	CLWW4XL6-W/W	\$310.00 4 head Xtreme linear Commander XL6 - (12~24VDC)
286	6 HEAD UNITS	
287	CLTA6XL6-B/B	\$465.00 6 head Xtreme linear Commander XL6 - (12~24VDC)
288	CLTA6XL6-B/W	\$465.00 6 head Xtreme linear Commander XL6 - (12~24VDC)
289	CLTA6XL6-R/R	\$465.00 6 head Xtreme linear Commander XL6 - (12~24VDC)
290	CLTA6XL6-R/W	\$465.00 6 head Xtreme linear Commander XL6 - (12~24VDC)
291	CLTA6XL6-A/A	\$465.00 6 head Xtreme linear Commander XL6 - (12~24VDC)
292	CLTA6XL6-A/W	\$465.00 6 head Xtreme linear Commander XL6 - (12~24VDC)
293	CLTA6XL6-R/B	\$465.00 6 head Xtreme linear Commander XL6 - (12~24VDC)
294	CLTA6XL6-W/W	\$465.00 6 head Xtreme linear Commander XL6 - (12~24VDC)
295	8 HEAD UNITS	
296	CLTA8XL6-B/B	\$630.00 8 head Xtreme linear Commander XL6 - (12~24VDC)
297	CLTA8XL6-B/W	\$630.00 8 head Xtreme linear Commander XL6 - (12~24VDC)
298	CLTA8XL6-R/R	\$630.00 8 head Xtreme linear Commander XL6 - (12~24VDC)
299	CLTA8XL6-R/W	\$630.00 8 head Xtreme linear Commander XL6 - (12~24VDC)
300	CLTA8XL6-A/A	\$630.00 8 head Xtreme linear Commander XL6 - (12~24VDC)
301	CLTA8XL6-A/W	\$630.00 8 head Xtreme linear Commander XL6 - (12~24VDC)
302	CLTA8XL6-R/B	\$630.00 8 head Xtreme linear Commander XL6 - (12~24VDC)
303	CLTA8XL6-W/W	\$630.00 8 head Xtreme linear Commander XL6 - (12~24VDC)
304	Colors: Amber, Blue, Green Red, White	
305	Light Stick Controllers (optional)	
306	SW-610TA	\$75.22 Optional controller w/ LED display for Commander & RayZR - OPTIONAL / NOT NECESSARY!
307	CP-610	\$30.00 Console mounting plate for Axixtech SW-610TA & SW-610T1
308	SCP-3R1M-NLTA	\$25.00 Basic 4 Switch Panel for Commander & RayZR
309		
310	Commander Brackets	
311	MBNLC	\$10.00 Surface / flush mount bracket for Commander
312	MBNLB	\$12.00 Standard slotted L bracket for Commander
313	MBNLA	\$25.00 Height / angle adjustable for Commander
314	MBCLD	\$10.00 Mini L bracket for Commander
315	Light Stick Flashback Shroud	
316	FBS-DC	\$75.00 Fits up to CLTA6XL6 Commander (2011+ Dodge Charger)
317	FBS-FIS	\$75.00 Fits up to CLTA6XL6 Commander (2012+ Ford Interceptor Sedan)
318	Light Stick Harness Extensions	
319	WHNS-30	\$67.41 30' Extension harness (leads match Commander & RayZR)
320	WHNS-45	\$84.26 45' Extension harness (leads match Commander & RayZR)
321	Click here for category webpage	
322	MINIBARS	
323	FALCON	
324	F84P-(color)	\$390.00 Xtreme linear Falcon minibar w/ 2 button cig. plug - 4 magnet mount - 12VDC - clear lens
325	F84W-(color)	\$390.00 Xtreme linear Falcon minibar - hardwire/pig-tail - 4 bolt perm. Mount - 12VDC - clear lens
326	colors: A, B, G, R, W	
327	FE3P-(color)	\$360.00 Falcon minibar w/ 2 button cig. plug - 4 magnet mount - 10~30VDC - clear lens
328	FE3W-(color)	\$360.00 Falcon minibar - hardwire/pig-tail - 4 bolt perm. Mount - 10~30VDC - clear lens
329	colors: A, B, R, W	
330	Falcon Minibar Mounts	
331	FMBB4	\$50.00 4 bolt permanent mount (included with each hard-wire / pigtail harness unit)
332	FMG6BB2	\$45.00 2 bolt permanent mount (tail) (FALCON & G6 MODELS)

BROOKING INDUSTRIES, INC.
COMPREHENSIVE PRICE GUIDE
2017 V.1

	A	B	C
333	FMG6BC2	\$60.00	Vacuum magnet (set of 2) (FALCON & G6 MODELS)
334	FMBC4	\$30.00	4 magnet mount (included with each cigar plug unit)
335	G6		
336	G6RQC4-(color)	\$265.00	G6 minibar - 2 button cig. Plug - 4 magnet mount - 12VDC - clear lens
337	G6RQB4-(color)	\$265.00	G6 minibar - Hardwire/pig-tail - 4 bolt perm. Mount - 12VDC - clear lens
338	colors: A, B, R, W		
339	G6 Minibar Mounts		
340	G6MBB4	\$30.00	4 bolt permanent mount (included with each hard-wire / pigtail harness unit)
341	FMG6MBB2	\$45.00	2 bolt permanent mount (FALCON & G6 MODELS)
342	FMG6MBC2	\$60.00	Vacuum magnet (set of 2) (FALCON & G6 MODELS)
343	G6MBC4	\$30.00	4 magnet mount (included with each cigar plug unit)
344	MICROBAR		
345	MB30-P-(color)	\$295.00	Microbar - 4 mag mount - 2 button cig plug - 12-24VDC - clear lens
346	MB30-W-(color)	\$295.00	Microbar - Hardwire/pig-tail - 4 bolt perm. mount - 12-24VDC - clear lens
347	colors: A, B, G, R, W		
348	Microbar Mounts (MB30 only)		
349	MBMBB4	\$20.00	4 bolt permanent mount (included with each hard-wire / pigtail harness unit)
350	MBMBB2	\$20.00	Single bolt permanent mount
351	MB- EX: EXTENDED MICROBAR EX (L05)		
352	CIGAR PLUG		
353	L05-03Q3A-00	\$330.00	Microbar EX Minibar - Cig. Plug - Mag. Mount - AMBER - 12-24VDC
354	L05-03Q3B-00	\$330.00	Microbar EX Minibar - Cig. Plug - Mag. Mount - BLUE - 12-24VDC
355	L05-03Q3R-00	\$330.00	Microbar EX Minibar - Cig. Plug - Mag. Mount - RED - 12-24VDC
356	L05-03Q3W-00	\$330.00	Microbar EX Minibar - Cig. Plug - Mag. Mount - WHITE - 12-24VDC
357	L05-03Q3K-00	\$330.00	Microbar EX Minibar - Cig. Plug - Mag. Mount - AMBER/WHITE - 12-24VDC
358	L05-03Q3T-00	\$330.00	Microbar EX Minibar - Cig. Plug - Mag. Mount - BLUE/WHITE - 12-24VDC
359	L05-03Q3U-00	\$330.00	Microbar EX Minibar - Cig. Plug - Mag. Mount - RED/WHITE - 12-24VDC
360	L05-03Q3Q-00	\$330.00	Microbar EX Minibar - Cig. Plug - Mag. Mount - RED/BLUE - 12-24VDC
361	L05-03Q3D-00	\$330.00	Microbar EX Minibar - Cig. Plug - Mag. Mount - AMBER/BLUE - 12-24VDC
362	L05-03Q3J-00	\$330.00	Microbar EX Minibar - Cig. Plug - Mag. Mount - AMBER/RED - 12-24VDC
363	HARDWIRE / PIG-TAIL HARNESS		
364	L05-03H3A-00	\$315.00	Microbar EX Minibar - Hardwire - 4 Bolt Low Profile Permanent Mount - AMBER - 12-24VDC
365	L05-03H3B-00	\$315.00	Microbar EX Minibar - Hardwire - 4 Bolt Low Profile Permanent Mount - BLUE - 12-24VDC
366	L05-03H3R-00	\$315.00	Microbar EX Minibar - Hardwire - 4 Bolt Low Profile Permanent Mount - RED - 12-24VDC
367	L05-03H3W-00	\$315.00	Microbar EX Minibar - Hardwire - 4 Bolt Low Profile Permanent Mount - WHITE - 12-24VDC
368	L05-03H3K-00	\$315.00	Microbar EX Minibar - Hardwire - 4 Bolt Low Profile Permanent Mount - AMBER/WHITE - 12-24VDC
369	L05-03H3T-00	\$315.00	Microbar EX Minibar - Hardwire - 4 Bolt Low Profile Permanent Mount - BLUE/WHITE - 12-24VDC
370	L05-03H3U-00	\$315.00	Microbar EX Minibar - Hardwire - 4 Bolt Low Profile Permanent Mount - RED/WHITE - 12-24VDC
371	L05-03H3Q-00	\$315.00	Microbar EX Minibar - Hardwire - 4 Bolt Low Profile Permanent Mount - RED/BLUE - 12-24VDC
372	L05-03H3D-00	\$315.00	Microbar EX Minibar - Hardwire - 4 Bolt Low Profile Permanent Mount - AMBER/BLUE - 12-24VDC
373	L05-03H3J-00	\$315.00	Microbar EX Minibar - Hardwire - 4 Bolt Low Profile Permanent Mount - AMBER/RED - 12-24VDC
374	MB-EXD: EXTENDED DUAL COLOR MICROBAR EXD (L07)		
375	CIGAR PLUG		
376	L07-03Q3U-00R	\$375.00	Microbar EXD Color Changing Minibar - Cig. Plug - Mag. Mount - R/W - 12-24VDC
377	L07-03Q3K-00R	\$375.00	Microbar EXD Color Changing Minibar - Cig. Plug - Mag. Mount - A/W - 12-24VDC
378	L07-03Q3D-00R	\$375.00	Microbar EXD Color Changing Minibar - Cig. Plug - Mag. Mount - B/A - 12-24VDC
379	L07-03Q3J-00R	\$375.00	Microbar EXD Color Changing Minibar - Cig. Plug - Mag. Mount - R/A - 12-24VDC
380	L07-03Q3Q-00R	\$375.00	Microbar EXD Color Changing Minibar - Cig. Plug - Mag. Mount - R/B - 12-24VDC
381	L07-03Q3V-00R	\$375.00	Microbar EXD Color Changing Minibar - Cig. Plug - Mag. Mount - R/B-A - 12-24VDC
382	L07-03Q3T-00R	\$375.00	Microbar EXD Color Changing Minibar - Cig. Plug - Mag. Mount - B/W - 12-24VDC
383	HARDWIRE / PIG-TAIL HARNESS		
384	L07-03H3U-00R	\$360.00	Microbar EXD Color Changing Minibar - Hardwire - 4 Bolt Low Profile Permanent Mount - R/W - 12-24VDC
385	L07-03H3K-00R	\$360.00	Microbar EXD Color Changing Minibar - Hardwire - 4 Bolt Low Profile Permanent Mount - A/W - 12-24VDC
386	L07-03H3D-00R	\$360.00	Microbar EXD Color Changing Minibar - Hardwire - 4 Bolt Low Profile Permanent Mount - B/A - 12-24VDC
387	L07-03H3J-00R	\$360.00	Microbar EXD Color Changing Minibar - Hardwire - 4 Bolt Low Profile Permanent Mount - R/A - 12-24VDC
388	L07-03H3Q-00R	\$360.00	Microbar EXD Color Changing Minibar - Hardwire - 4 Bolt Low Profile Permanent Mount - R/B - 12-24VDC
389	L07-03H3V-00R	\$360.00	Microbar EXD Color Changing Minibar - Hardwire - 4 Bolt Low Profile Permanent Mount - R/B-A - 12-24VDC
390	L07-03H3T-00R	\$360.00	Microbar EXD Color Changing Minibar - Hardwire - 4 Bolt Low Profile Permanent Mount - B/W - 12-24VDC
391			
392	Microbar EX and EXD Mounts		
393	99.L05M0.000	\$20.00	4 bolt permanent mount (included with each hard-wire / pigtail harness unit)
394	99.L05M3.000	\$30.00	Single bolt permanent mount
395	Click here for category webpage		
396	BEACONS		
397	JB130L3-D0A	\$45.00	3 diode - 11-110 VDC - Permanent mount - AMBER
398	JB130L3-D0A-C	\$55.00	3 diode - 11-110 VDC - Magnet mount - AMBER

BROOKING INDUSTRIES, INC.
COMPREHENSIVE PRICE GUIDE
2017 V.1

A		B	C
399	JB106L3-D0A	\$45.00	3 diode - 11~110 VDC - Permanent mount - AMBER
400	JB106L3-D0A-C	\$55.00	3 diode - 11~110 VDC - Magnet mount - AMBER
401	JB45L6-D0A	\$60.00	6 diode - 12~110 VDC - Permanent mount - AMBER
402	JB45L6-D0A-C	\$70.00	6 diode - 12~110 VDC - Magnet mount - AMBER
403	B17-11111-00	\$115.00	4 diode (3W) - 12 VDC - SAE J845 - Class 1 - Permanent mount - AMBER
404	B17-12111-00	\$125.00	4 diode (3W) - 12 VDC - SAE J845 - Class 1 - Magnet mount - AMBER
405	B14-11235-00	\$140.00	10 diode - 12~24 VDC - SAE J845 - Permanent mount - AMBER
406	B14-11134-00	\$140.00	10 diode - 12~24 VDC - SAE J845 - Permanent mount - RED
407	B14-12235-00	\$150.00	10 diode - 12~24VDC - SAE J845 - Magnet mount - AMBER
408	B16-11131-00	\$140.00	8 diode - LOW PROFILE - 12~24 VDC - SAE J845 - Permanent mount - AMBER
409	B16-12131-00	\$150.00	8 diode - LOW PROFILE - 12~24VDC - SAE J845 - Magnet mount - AMBER
410	B15-21331-00	\$155.00	12 diode - 12 VDC - SAE J845 - Class 1 - CA XIII beacon - Permanent mount - AMBER
411	B15-22331-00	\$165.00	12 diode - 12 VDC - SAE J845 - Class 1 - CA XIII beacon - Magnet mount - AMBER
412	BR-LED-BH	\$125.00	12 diode - 12~24 VDC - SAE J845 - Class 1 - Permanent mount - AMBER / BLUE / GREEN / RED / WHITE
413	Click here for category webpage		
414	WORK / FLOOD LIGHTS		
415	WLH-1B031-00	\$60.00	4 diode 400 lumen square LED work lamp, flood beam, black housing, single bolt mount (12~24VDC)
416	WLG-1B051-00	\$85.00	4 diode 800 lumen round LED work lamp, flood beam, black housing, single bolt mount (11~50VDC)
417	WLC-506FB-D7	\$148.00	6 diode 1900lm square LED work lamp, flood beam, black housing, single bolt mount (11~70VDC)
418	WLB-506FB-D7	\$148.00	6 diode 1900lm round LED work lamp, flood beam, black housing, single bolt mount, (11~70VDC)
419	WLD-6B074-00	\$260.00	4 diode 3200lm square LED work lamp, flood beam, black housing, single bolt mount, 11-70VDC
420	WLE-6B076-00	\$300.00	6 diode 4800lm round LED work lamp - flood beam - black housing - single bolt mount 11-70VDC
421	Click here for category webpage		
422	SCENE LIGHT		
423	BXLED10B	\$192.87	10 LED Scene Light (no bracket) (10~30VDC)
424	BXLED10B-M	\$220.00	10 LED Scene Light w/ angled mounting bracket (10~30VDC)
425	MBBXLED10	\$43.00	Angled mounting box / bracket for BXLED scene light (powder coated aluminum)
426	Click here for category webpage		
427	SIRENS (By Carson Sirens) EMAIL_quotes@brookingindustries.com FOR A QUOTE!		
428	SC-409-10 14	QUOTE	COMMANDER - 100/200W programmable light control siren CONSOLE MOUNT / SWITCHBOX STYLE
429	Click here for category webpage		
430	SPEAKER VEHICLE SPECIFIC MOUNTING BRACKETS COMING LATE SPRING!		
431	LS-100	\$195.00	100W compact loud speaker w/ 2 piece universal bail "U" bracket
432	Click here for category webpage		
433	ROOFTOP LIGHTBARS VEHICLE SPECIFIC STRAP KITS SOLD SEPARATELY - SEE LISTING BELOW		
434	CODES LISTED BELOW ARE FOR STANDARD CONFIGURATIONS		
435	BUILD YOUR OWN BAR - ASK A BROOKING ASSOCIATE FOR A LEGION FIT SERIES BUILD SHEET		
436	WE STRIVE TO KEEP STANDARD BARS ON THE SHELF AND READY TO GO BUT CANNOT GUARANTEE IT		
437	Standard model stock can and will run out. When it does assembly is necessary (up to 4 weeks)		
438	LEAD TIME FOR BARS REQUIRING ASSEMBLY CAN BE UP TO 4 WEEKS		
439	LEGION		
440	FIT Series BASIC SOFTWARE - ON/OFF & FLASH PATTERN CHANGE - NO ARROW PATTERNS OR PROGRAMMING / NO TD'S OR ALLEYS		
441	LF43-(colors)	\$850.00	44" Legion FIT - Fully Populated - no mounts
442	LF49-(colors)	\$910.00	49" Legion FIT - Fully Populated - no mounts
443	LF54-(colors)	\$1,000.00	54" Legion FIT - Fully Populated - no mounts
444	LF60-(colors)	\$1,160.00	59" Legion FIT - Fully Populated - no mounts
445	Colors: A, B, R, W		
446	STANDARD 3 MODE PROGRAMMABILITY - TD'S & ALLEYS - ARROW PATTERNS		
447	DELETE TAKE-DOWNS & ALLEY LIGHTS - SUBTRACT \$250 FROM MSRP (\$165 FOR 4020GN-0) - REPLACE LAST #0 IN CODE WITH #1		
448	DELETE TAKE-DOWNS ONLY - SUBTRACT \$130 FROM MSRP (\$85 FOR 4020GN-0) - REPLACE LAST #0 IN CODE WITH #2		
449	DELETE ALLEY LIGHTS ONLY - SUBTRACT \$85 FROM MSRP - REPLACE LAST #0 IN CODE WITH #3		
450	LLG-24"		
451	CONSULT LEGION BUILD SHEET - ASK A BROOKING ASSOCIATE FOR A STANDARD MODEL LEGION BUILD SHEET - YOU WILL BE QUOTED PER YOUR DESIRED CONFIGURATION		
452	LLG-30"		
453	CONSULT LEGION BUILD SHEET - ASK A BROOKING ASSOCIATE FOR A STANDARD MODEL LEGION BUILD SHEET - YOU WILL BE QUOTED PER YOUR DESIRED CONFIGURATION		
454	LLG-36"		
455	CONSULT LEGION BUILD SHEET - ASK A BROOKING ASSOCIATE FOR A STANDARD MODEL LEGION BUILD SHEET - YOU WILL BE QUOTED PER YOUR DESIRED CONFIGURATION		
456	LLG-40"		
457	CONSULT LEGION BUILD SHEET - ASK A BROOKING ASSOCIATE FOR A STANDARD MODEL LEGION BUILD SHEET - YOU WILL BE QUOTED PER YOUR DESIRED CONFIGURATION		
458	43"		
459	LLG-4020GL-0	\$1,288.85	43" - AMBER - Dual 6 diode TD's - 3 diode alleys - no mounts
460	LLG-4020GM-0	\$1,288.85	43" - BLUE - Dual 6 diode TD's - 3 diode alleys - no mounts
461	LLG-4020GP-0	\$1,288.85	43" - RED - Dual 6 diode TD's - 3 diode alleys - no mounts
462	LLG-4020GN-0	\$1,216.80	43" - R/B SPLIT - Single 6 diode TD - 3 diode alleys - no mounts
463	Colors: A, B, R, W		
464	49"		

BROOKING INDUSTRIES, INC.
COMPREHENSIVE PRICE GUIDE
2017 V.1

	A	B	C
465	LLG-5020GT-0	\$1,350.85	49" - AMBER - Dual 6 diode TD's - 3 diode alleys - no mounts
466	LLG-5020GQ-0	\$1,350.85	49" - BLUE - Dual 6 diode TD's - 3 diode alleys - no mounts
467	LLG-5020GR-0	\$1,350.85	49" - RED - Dual 6 diode TD's - 3 diode alleys - no mounts
468	LLG-5020BU-0	\$1,350.85	49" - R/B Split - Dual 6 diode TD's - 3 diode alleys - no mounts
469	Colors: A, B, R, W		
470	54"		
471	LLG-6020GS-0	\$1,401.45	54" - AMBER - Dual 6 diode TD's - 3 diode alleys - no mounts
472	LLG-6020GT-0	\$1,401.45	54" - BLUE - Dual 6 diode TD's - 3 diode alleys - no mounts
473	LLG-6020GV-0	\$1,401.45	54" - RED - Dual 6 diode TD's - 3 diode alleys - no mounts
474	LLG-6020GU-0	\$1,353.15	54" - R/B Split - Dual 6 diode TD's - 3 diode alleys - no mounts
475	Colors: A, B, R, W		
476	STOP / TAIL / TURN S/T/T FUNCTIONALITY - BRAKE/TURN SIGNAL MODULES		
477	LLG-60408N	\$1,326.50	54" Stop/Tail/Turn - Amber - Partially populated - dual 6 diode rear facing work lights - Flat wide mount
478	LLG-7030DT-0	\$1,442.40	60" Stop/Tail/Turn - Amber - Partially populated - dual 6 diode rear facing work lights - Flat wide mount
479	Colors: A, B, R, W		
480	HYBRID HALF DUAL COLOR CAPABLE - RUN ONE COLOR OR A SPLIT COMBINATION OF 2 COLORS		
481	COLOR 1 SPANS ENTIRE BAR - COLOR 2 SPANS HALF (Ex. LH49-A/B is full amber & A/B split)		
482	DELETE TAKE-DOWNS & ALLEY LIGHTS - SUBTRACT \$250 FROM MSRP		
483	DELETE TAKE-DOWNS ONLY - SUBTRACT \$130 FROM MSRP		
484	DELETE ALLEY LIGHTS ONLY - SUBTRACT \$85 FROM MSRP		
485	LH24-(colors)	\$775.00	24" Legion HYBRID - no TD's or alleys - no mounts
486	LH30-(colors)	\$925.00	30" Legion HYBRID - no TD's or alleys - no mounts
487	LH36-(colors)	\$1,078.00	36" Legion HYBRID - no TD's or alleys - no mounts
488	LH43-(colors)	\$1,630.00	43" Legion HYBRID - Dual 6 diode TD's - 3 diode alleys - no mounts
489	LH49-(colors)	\$1,790.00	49" Legion HYBRID - Dual 6 diode TD's - 3 diode alleys - no mounts
490	LH54-(colors)	\$1,945.00	54" Legion HYBRID - Dual 6 diode TD's - 3 diode alleys - no mounts
491	LH60-(colors)	\$2,095.00	60" Legion HYBRID - Dual 6 diode TD's - 3 diode alleys - no mounts
492	COLORS: AMBER, BLUE, RED		
493	TORRENT		
494	REAR FACING DUAL COLOR REAR FACING INBOARD MODULES CONVERT TO AMBER WHEN TRAFFIC CONTROL IS ACTIVATED		
495	DELETE TAKE-DOWNS & ALLEY LIGHTS - SUBTRACT \$250 FROM MSRP (-\$165 FOR LTR-4020H3 & LTR-6020H4-0) - REPLACE LAST #0 IN CODE WITH #1		
496	DELETE TAKE-DOWNS ONLY - SUBTRACT \$130 FROM MSRP (-\$85 FOR LTR-4020H3 & LTR-6020H4-0) - REPLACE LAST #0 IN CODE WITH #2		
497	DELETE ALLEY LIGHTS ONLY - SUBTRACT \$85 FROM MSRP - REPLACE LAST #0 IN CODE WITH #3		
498	40"		
499	LTR-40D-RA-0	\$1,665.00	40" - RED/AMBER - Dual color capable - Dual 6 diode TD's - 3 diode alleys - no mounts
500	LTR-40D-BA-0	\$1,665.00	40" - BLUE/AMBER - Dual color capable - Dual 6 diode TD's - 3 diode alleys - no mounts
501	LTR-40D-RBA-0	\$1,665.00	40" - R/B Split - Dual color capable - Dual 6 diode TD's - 3 diode alleys - no mounts
502	Colors: Amber, Blue, Green, Red, White		
503	44"		
504	LTR-4020GW-0	\$1,779.55	44" - BLUE/AMBER - Dual color capable - Dual 6 diode TD's - 3 diode alleys - no mounts
505	LTR-4020GX-0	\$1,779.55	44" - RED/AMBER - Dual color capable - Dual 6 diode TD's - 3 diode alleys - no mounts
506	LTR-4020H3-0	\$1,719.95	44" - R/B Split - Dual color capable - Dual 6 diode TD's - 3 diode alleys - no mounts
507	Colors: Amber, Blue, Green, Red, White		
508	49"		
509	LTR-50208M-0	\$1,951.00	49" - BLUE/AMBER - Dual color capable - Dual 6 diode TD's - 3 diode alleys - no mounts
510	LTR-50203F-0	\$1,951.00	49" - RED/AMBER - Dual color capable - Dual 6 diode TD's - 3 diode alleys - no mounts
511	LTR-502024-0	\$1,951.00	49" - R/B Split - Dual color capable - Dual 6 diode TD's - 3 diode alleys - no mounts
512	Colors: Amber, Blue, Green, Red, White		
513	54"		
514	LTR-6020GY-0	\$2,090.95	54" - BLUE/AMBER - Dual color capable - Dual 6 diode TD's - 3 diode alleys - no mounts
515	LTR-6020H0-0	\$2,090.95	54" - RED/AMBER - Dual color capable - Dual 6 diode TD's - 3 diode alleys - no mounts
516	LTR-6020H4-0	\$1,997.75	54" - R/B Split - Dual color capable - Dual 6 diode TD's - 3 diode alleys - no mounts
517	Colors: Amber, Blue, Green, Red, White		
518	59"		
519	LTR-59D-RA-0	\$2,230.15	59" - RED/AMBER - Dual color capable - Dual 6 diode TD's - 3 diode alleys - no mounts
520	LTR-59D-BA-0	\$2,230.15	59" - BLUE/AMBER - Dual color capable - Dual 6 diode TD's - 3 diode alleys - no mounts
521	LTR-59D-RBA-0	\$2,230.15	59" - R/B Split - Dual color capable - Dual 6 diode TD's - 3 diode alleys - no mounts
522	Colors: Amber, Blue, Green, Red, White WHITE & GREEN CANNOT BE USED IN REAR INBOARD POSITIONS		
523	STANDARD		
524	DELETE TAKE-DOWNS & ALLEY LIGHTS - SUBTRACT \$250 FROM MSRP (-\$165 FOR LTR-4020H3 & LTR-6020H4-0) - REPLACE LAST #0 IN CODE WITH #1		
525	DELETE TAKE-DOWNS ONLY - SUBTRACT \$130 FROM MSRP - REPLACE LAST #0 IN CODE WITH #2		
526	DELETE ALLEY LIGHTS ONLY - SUBTRACT \$85 FROM MSRP - REPLACE LAST #0 IN CODE WITH #3		
527	36"		
528	LTR-36-A-0	\$1,395.10	36" - AMBER - Single 9 diode TD - 3 diode alleys - no mounts
529	LTR-36-B-0	\$1,395.10	36" - BLUE - Single 9 diode TD - 3 diode alleys - no mounts
530	LTR-36-R-0	\$1,395.10	36" - RED - Single 9 diode TD - 3 diode alleys - no mounts

BROOKING INDUSTRIES, INC.
COMPREHENSIVE PRICE GUIDE
2017 V.1

	A	B	C
531	LTR-36-RB-0	\$1,362.90	36" - R/B Split - Single 9 diode TD - 3 diode alleys - no mounts
532	Colors: Amber, Blue, Green, Red, White		
533	40"		
534	LTR-40-A-0	\$1,443.25	40" - AMBER - Dual 6 diode TD's - 3 diode alleys - no mounts
535	LTR-40-B-0	\$1,443.25	40" - BLUE - Dual 6 diode TD's - 3 diode alleys - no mounts
536	LTR-40-R-0	\$1,443.25	40" - RED - Dual 6 diode TD's - 3 diode alleys - no mounts
537	LTR-40-RB-0	\$1,443.25	40" - R/B Split - Dual 6 diode TD's - 3 diode alleys - no mounts
538	Colors: Amber, Blue, Green, Red, White		
539	44"		
540	LTR-40205G-0	\$1,600.75	44" - AMBER - Dual 6 diode TD's - 3 diode alleys - no mounts
541	LTR-40205GA-0	\$1,600.75	44" - BLUE - Dual 6 diode TD's - 3 diode alleys - no mounts
542	LTR-40205GC-0	\$1,600.75	44" - RED - Dual 6 diode TD's - 3 diode alleys - no mounts
543	LTR-40205GB-0	\$1,534.95	44" - R/B Split - Dual 6 diode TD's - 3 diode alleys - no mounts
544	Colors: Amber, Blue, Green, Red, White		
545	49"		
546	LTR-5020GD-0	\$1,712.50	49" - AMBER - Dual 6 diode TD's - 3 diode alleys - no mounts
547	LTR-5020GE-0	\$1,712.50	49" - BLUE - Dual 6 diode TD's - 3 diode alleys - no mounts
548	LTR-5020GF-0	\$1,712.50	49" - RED - Dual 6 diode TD's - 3 diode alleys - no mounts
549	LTR-50205F-0	\$1,712.50	49" - R/B Split - Dual 6 diode TD's - 3 diode alleys - no mounts
550	Colors: Amber, Blue, Green, Red, White		
551	54"		
552	LTR-6020GG-0	\$1,925.50	54" - AMBER - Dual 6 diode TD's - 3 diode alleys - no mounts
553	LTR-602062-0	\$1,925.50	54" - BLUE - Dual 6 diode TD's - 3 diode alleys - no mounts
554	LTR-6020GJ-0	\$1,925.50	54" - RED - Dual 6 diode TD's - 3 diode alleys - no mounts
555	LTR-6020GH-0	\$1,823.90	54" - R/B Split - Dual 6 diode TD's - 3 diode alleys - no mounts
556	Colors: Amber, Blue, Green, Red, White		
557	59"		
558	LTR-59-A-0	\$1,936.90	59" - AMBER - Dual 6 diode TD's - 3 diode alleys - no mounts
559	LTR-59-B-0	\$1,936.90	59" - BLUE - Dual 6 diode TD's - 3 diode alleys - no mounts
560	LTR-59-R-0	\$1,936.90	59" - RED - Dual 6 diode TD's - 3 diode alleys - no mounts
561	LTR-59-RB-0	\$1,936.90	59" - R/B Split - Dual 6 diode TD's - 3 diode alleys - no mounts
562	Colors: Amber, Blue, Green, Red, White		
563	FULL DUAL COLOR		
564	DELETE TAKE-DOWNS & ALLEY LIGHTS - SUBTRACT \$250 FROM MSRP - ADD #1 AFTER "C" IN CODE		
565	DELETE TAKE-DOWNS ONLY - SUBTRACT \$130 FROM MSRP - ADD #2 AFTER "C" IN CODE		
566	DELETE ALLEY LIGHTS ONLY - SUBTRACT \$85 FROM MSRP - ADD #3 AFTER "C" IN CODE		
567	T44C - (colors)	\$2,101.75	44" full dual color Torrent - Dual 6 diode TD's - 3 diode alleys - no mounts
568	T49C - (colors)	\$2,230.85	49" full dual color Torrent - Dual 6 diode TD's - 3 diode alleys - no mounts
569	T54C - (colors)	\$2,359.95	54" full dual color Torrent - Dual 6 diode TD's - 3 diode alleys - no mounts
570	T59C - (colors)	\$2,489.05	59" full dual color Torrent - Dual 6 diode TD's - 3 diode alleys - no mounts
571	Colors: Amber, Blue, Red		
572	STOP / TAIL / TURN		
573	LTR-7030DS-0	\$1,715.45	59" Stop/Tail/Turn - Partially populated w/ dual 6 diode rear facing work lights - no mounts
574	LTR-7030DR-0	\$1,912.85	59" Stop/Tail/Turn - Fully populated w/ dual 6 diode rear facing work lights - no mounts
575	Colors: Amber, Blue, Green, Red, White		
576	FULL DUAL COLOR w/ Stop / Tail / Turn		
577	T54U - (colors)	\$2,277.65	54" full dual color Stop/Tail/Turn Torrent - Dual 6 diode TD's (as rear facing work lights) - no mounts
578	T59U - (colors)	\$2,372.75	59" full dual color Stop/Tail/Turn Torrent - Dual 6 diode TD's (as rear facing work lights) - no mounts
579	Colors: Amber, Blue, Red		
580	Strap Kits		
581	TSK-(XXX)	\$37.50	List vehicle make, model and year when ordering - NUMBERS WILL REPLACE (XXX) IN CODE
582			BROOKING DOESN'T GUARANTEE TO HAVE STRAPS FOR ALL VEHICLE MAKES AND MODELS.
583			YOUR STRAP KIT NUMBER WILL BE LISTED ON YOUR SALES ORDER CONFIRMATION
584	Mounts		
585	TMBG	\$67.45	Flat Wide Surface Mount (set) for Torrent & Legion lightbars
586	TMBF	\$67.45	Flat Narrow Surface Mount (set) for Torrent & Legion lightbars
587	LMBB	\$101.60	Standard composite mounting feet (set) for Torrent & Legion lightbars
588	Simple Controller		
589	SW610-T1	\$75.22	Torrent / Legion lightbar simple controller w/ LED display
590			Click here for category webpage
591	LIGHTING CONTROL		
592	SWITCH PLATES		
593	25A Carling Style Switch Models		These plates fit Jotto®, Troy® & Havis® brand consoles.
594	SP-35WC20	\$60.00	3 lighted Carling style switches - (2) individually switched 12V outlets
595	SP-6SWC	\$100.00	6 lighted Carling style switches
596	SP-970S	\$150.00	6 lighted Carling style switches - (3) position progressive slider, (3) switched 12V outlets

BROOKING INDUSTRIES, INC.
COMPREHENSIVE PRICE GUIDE
2017 V.1

	A	B	C
597	SP-4SWCSMUSB	\$150.00	4 lighted Carling style switches, (3) position progressive slider - (1) push button momentary - 1 double USB port
598	15A Rocker Switch Models These plates fit Jotto®, Troy® & Havis® brand consoles.		
599	SP-4SW2O	\$80.25	4 lighted rocker switches - 2 Individually switched outlets
600	SP-6SW	\$85.00	6 lighted rocker switches
601	SP-8SW	\$95.00	8 lighted rocker switches
602	SP-9SWC3O	\$175.00	9 lighted rocker switches
603	SP-10SW	\$105.00	10 lighted rocker switches
604	SP-6SW2O	\$115.00	6 lighted rocker switches - 2 Individually switched 12V outlets
605	SP-9SWC3O	\$175.00	9 lighted rocker switches
606	Click here for category webpage		
607	OUTLET PLATES		
608	OP-4O	\$45.00	4 constant hot 12V outlets with rubber covers - switches lighted (15A)
609	OP-53O2USB	\$62.00	3 constant hot 12V outlets with rubber covers - 1 double USB port
610	Click here for category webpage		
611	SWITCHBOXES		
612	BR-935	\$28.09	2 lighted rocker switches (2 on/off & 1 momentary) - designed for under dash mount, not a "box"
613	BR-950	\$70.78	5 lighted rocker switches (15A fused at 20A)
614	BR-959J	\$100.27	6 lighted rocker switches (15A fused at 20A) - #6 has 3 positions (on/off/momentary)
615	BR-960	\$113.25	6 lighted rocker switches - #1 is 40A capable - #2 thru #6 are 15A fused at 20A
616	BR-970S	\$171.05	6 lighted rocker switches & 3 position slider (40A) - rockers are 15A fused @ 20A - #6 is 3 position
617	Click here for category webpage		
618	DIGITAL SWITCH PANELS 997 HAS 9 BUTTONS - 3 UP TOP CAN BE USED AS PROGRESSIVE 1, 2, 3		
619	BR-990	\$250.00	Low profile 6 button digital/programmable panel (10A per switch)
620	BR-995	\$315.00	Low profile 9 button digital/programmable panel (10A per switch) W/ NEW ARROW DISPLAY!
621	BR-997 (formerly BR-993)	\$350.00	Low profile 9 button digital/programmable panel (2A per switch) W/ NEW ARROW DISPLAY!
622	BR-RFT	\$125.00	6 port relay fuse table - Increases amp load per switch to 10A - perfect for the 995 or 997 but not specific to these units - Use them with any controller (regardless of manufacturer) where amp load needs to be increased!
623	RFT-H18	\$65.00	18' wire harness for BR-RFT - color coded wires match BR-RFT wire colors
624	Click here for category webpage		
625	SWITCHBOX / PLATE / PANEL ACCESSORIES		
626	BR-901	\$6.94	Ball bracket for all models except 990 & 993
627	BR-066	\$8.27	60 title legend Kit for all models except 990 series
628	BR-067	\$8.27	60 Title legend kit for the 990/993 series switch panels & BR-970-S
629	BR-9-SW	\$6.14	Replacement 2 position rocker switch for all models except 990 series
630	BR-9-MSW	\$7.53	Replacement 3 position (on/off/pulse) momentary switch for 959-J and 970-S
631	BR-SWC	\$10.00	Replacement Carling Style switch (switch-plates)
632	BR-9RK	\$19.84	40A in-line relay kit for BR-990
633	CONSOLES		
634	BC MODEL		
635	BC-LBSK	\$561.75	Universal long body console w/ 3 piece spacer kit, height adjustable padded foam armrest & dual large cup holder - Designed for larger vehicles - Mounts directly to vehicle manufacturer provided base plate - For vehicles without factory base plate use one of Brooking's "saddle" mount brackets.
636	BC-DC2	\$400.00	2011+ Dodge Charger - Includes lap top stand plate, arm rest, two cup holders, 3 piece spacer kit, and outlet plate that accomodates factory accessory plugs (12V and USB)
637	BC-LBSK Components		
638	LBSK-SM-CT15	\$100.00	Saddle bracket for BC-LBSK - Chevy Tahoe / Silverado (MORE MODELS COMING SOON!)
639	Equipment Mounting Plates		
640	CP-990	\$32.10	Console mounting plate for BR-990 / 991
641	CP-993	\$32.10	Console mounting plate for BR-993
642	CP-SB	\$32.10	Console mounting plate for standard size boxes (BR-950, 959J, 960 and 970-S
643	CP-610	\$32.10	Console mounting plate for SW-610TA & SW-610T1
644	*Console mounting plates fit Jotto®, Troy® & Havis® brand consoles		
645	12V OUTLET BOXES		
646	BR-930W	\$18.87	3 hole outlet box - hardwire - 15A circuit breaker protected - flange mount
647	BR-930	\$19.47	3 hole outlet box - hardwire - lighted on/off switch - inline glass fuse (15A)
648	BR-930WP	\$20.65	3 hole outlet box - cigarette plug powered - 15A glass fuse in plug - flange mount
649	BR-930-USB	\$35.00	Same as above but with (2) 12V outlets and (1) double USB port!
650	Click here for category webpage		
651	CIRCUIT BREAKERS & FUSE BLOCKS		
652	CIRCUIT BREAKERS		
653	CB-("")	\$24.00	Manual reset circuit breakers available in: 50A, 80A, 100A and 150A models
654	Insert 50, 80, 100 or 150 in ("")		
655	FUSE BLOCKS		
656	w/ Grounding Pad & Clear Cover		
657	FB-8GPC	\$26.00	8 gang fuse block with grounding pad and clear cover
658	FB-10GPC	\$26.00	10 gang fuse block with grounding pad and clear cover
659	FB-12GPC	\$26.00	12 gang fuse block with grounding pad and clear cover
660	w/ Indicator Light & Clear Cover		

BROOKING INDUSTRIES, INC.
COMPREHENSIVE PRICE GUIDE
2017 V.1

	A	B	C
661	FB-6PLC	\$20.00	6 gang fuse block with indicator / status lights and clear cover (no ground pad)
662	FB-10PLC	\$20.00	10 gang fuse block with indicator / status lights and clear cover (no ground pad)
663	Click here for category webpage		
664	PRISONER TRANSPORT EQUIPMENT		
665	TRANSPORT SEATS		
666	VS-DC2	\$350.00	A.B.S. prisoner transport seat for 2011+ Dodge Charger
667	VS-FIS	\$350.00	A.B.S. prisoner transport seat for 2012+ Ford Interceptor Sedan
668	VS-FIU	\$400.00	A.B.S. prisoner transport seat for 2012+ Ford Interceptor Utility (Explorer)
669	Universal Seat Belt Extenders		
670	PT-SBE	\$50.00	Fits any vehicle - Not guranteed to work with other manufacturer's transport seats
671	FLOOR PANS		
672	VF-DC2	\$140.00	A.B.S. floor pan for 2011+ Dodge Charger
673	VF-FIS	\$140.00	A.B.S. floor pan for 2012+ for Ford Interceptor Sedan
674	VF-FIU	\$140.00	A.B.S. floor pan for 2012+ for Ford Interceptor Utility
675	DOOR PANEL COVERS (DOOR SKINS)		
676	DP-DC2	\$240.00	A.B.S. door skins for 2011+ Dodge Charger (set)
677	DP-CT	\$240.00	A.B.S. door panel replacement (removal of factory door panel required) 2007 - 2014 Chevy Tahoe (set)
678	DP-FIS	\$240.00	ABS plastic door skins for 2012+ Ford Interceptor Sedan (set)
679	DP-FIU	\$240.00	ABS plastic door skins for 2012+ Ford Interceptor Utility (set)
680	STEEL WINDOW BARS		
681	RWB-DC2	\$150.00	One piece horizontal window barriers for 2011+ Dodge Charger (Set)
682	RWB-FIS	\$150.00	One piece horizontal window barriers for 2012+ Ford Interceptor Sedan (Set)
683	RWB-CT	\$90.00	One piece horizontal window barriers for 2007-2014 Chevy Tahoe (Set) BLOWOUT PRICE!
684	RWB-CI	\$90.00	One piece horizontal window barriers for 2006 - current year model Chevy Impala (Set) BLOWOUT PRICE!
685	Click here for category webpage		

Quotation #: A-170100B

Date: 1/3/2017
Payment Terms: Net 15 w/ Signed PO
Shipping Terms: FOB Origin
Sales Rep: Harry White
Project Info.: NPPD 1 of 20 Systems

Bill to: Northport City of-Police Dept
Rejean (Reg) Drapeau

North Port FL

Tel:
Fax/Email:

Line	Qty	Model	Description	Unit Price	Ext. Price
1	1	RR-CIR225	Camera, IR Illumination, Day/Night Color w/ Audio Recording, 2.5mm lens	\$194.00	\$194.00
2	1	RR-ICCA15	Camera Cable Assembly, Video, Power & Audio, 15'	\$32.00	\$32.00
3	1	RR-GPS	GPS Kit, GPS Receiver with ISM (Interactive Speed and Mapping) Interface	\$167.00	\$167.00
4	1	RR-LE24-1000	RoadRunner Law Enforcement Sys (RoadRunner Digital Video Recorder, RsM Software, Power Cable, 25' Audio Cable Assembly, Removable 1.0TB Hard Disk Drive, 270x Zoom Camera with Mount, 2.4Ghz Wireless Audio Kit)	\$4,083.00	\$4,083.00
Subtotal:					\$4,476.00

The RoadRunner system includes:

- Standard 2-Year warranty for all components (extended warranty options are available upon request)
- Unlimited technical support at no additional charge
- License-free RsM™ (RoadRunner Secure Management) Software with lifetime updates at no additional charge

Prices and terms are guaranteed for 30 days. All prices are in US dollars. Freight charges, installation charges and taxes (if applicable) are additional and may not be included in this quotation. All returns are subject to a 20% re-stocking fee.

RESELLER PRICING
EFFECTIVE 1-1-2017



Code	Product Category	Item Number	Product Description	2017 List Price
VEHICLE MOUNTING EQUIPMENT				
Faceplate / Filler Panel Program	MCS ACCESSORY	11511	Faceplate - Tray Design CODE 3 (3997, 3998, 3999, Z3)	\$21.63
Faceplate / Filler Panel Program	MCS ACCESSORY	14422	Dodge OEM Filler Panel for 7160-0326 and 7160-0327	\$15.45
Faceplate / Filler Panel Program	MCS ACCESSORY	14619	Faceplate - Sound Off Signal 380 Control Head - Top Hat Style	\$22.66
Faceplate / Filler Panel Program	MCS ACCESSORY	15082	Filler Panel, 3 Rocker Switches and 3 Knockouts	\$22.66
Faceplate / Filler Panel Program	MCS ACCESSORY	15083	Filler Panel, 6 Switches	\$22.66
Faceplate / Filler Panel Program	MCS ACCESSORY	15087	Faceplate - Whelen PCC&R 8-Button Light Controller	\$22.66
Faceplate / Filler Panel Program	MCS ACCESSORY	15130	3/4" Blank Filler Panel	\$7.21
	MCS ACCESSORY	15250	Chevy Tahoe (Silverado truck) OEM Filler Panel (USD/MP3/SD Card Jack and 12VDC Power Port) for 7160-0548-xx	\$14.42
Faceplate / Filler Panel Program	MCS ACCESSORY	15343	Faceplate, TAIT TM8100/TM8200 Series Radio, Full Faceplate	\$35.02
Faceplate / Filler Panel Program	MCS ACCESSORY	15344	Faceplate, RELM-BK KNG-M Series Radio, Control Head	\$35.02
Faceplate / Filler Panel Program	MCS ACCESSORY	15348	Faceplate, RELM-BK KNG-M Series Radio, Radio	\$35.02
Faceplate / Filler Panel Program	MCS ACCESSORY	15359	Faceplate, Federal Signal SignalMaster Controller	\$22.66
Faceplate / Filler Panel Program	MCS ACCESSORY	15360	Faceplate, Fenix Controller (Model 4200)	\$22.66
Faceplate / Filler Panel Program	MCS ACCESSORY	15377	Faceplate, Whelen 295SLA1 Siren Box	\$22.66
Faceplate / Filler Panel Program	MCS ACCESSORY	16030	Faceplate - KENWOOD NX700/800 (TK-7180/8180, MPT)	\$22.66
Faceplate / Filler Panel Program	MCS ACCESSORY	16071	Faceplate - PANASONIC ARBITRATOR MK3 VPU	\$22.66
Faceplate / Filler Panel Program	MCS ACCESSORY	16082	Faceplate - ICOM ID-5100 Control Head	\$22.66
NEW	MCS ACCESSORY	16298	Pocket, 4.5" x 2 inches Deep with Knockout	\$46.35
Faceplate / Filler Panel Program	MCS ACCESSORY	16327	Faceplate - Yaesu FT-7900, FT-8800R, FT-8900R, FTM-400DR-(Radio Body)	\$22.66
Faceplate / Filler Panel Program	MCS ACCESSORY	16328	Faceplate - ICOM ID-2730 Control Head	\$22.66
Faceplate / Filler Panel Program	MCS ACCESSORY	16329	Faceplate - Yaesu FTM-400DR (Control Head)	\$35.02
Faceplate / Filler Panel Program	MCS ACCESSORY	16330	Faceplate - Yaesu FT-857 Radio	\$22.66
Faceplate / Filler Panel Program	MCS ACCESSORY	16331	Faceplate - SoundOff Signal ETSP990 Switch Panel	\$22.66
Faceplate / Filler Panel Program	MCS ACCESSORY	16437	Faceplate, ICOM A120 Radio (AIR Band)	\$28.84
Faceplate / Filler Panel Program	MCS ACCESSORY	16439	Faceplate, ICOM F9511 Control Head	\$28.84
Faceplate / Filler Panel Program	MCS ACCESSORY	16440	Faceplate, ICOM IC-7100 Control Head	\$35.02
	POLES	3" DS-POLE	3" DS series pole assembly	\$74.16
	RADIO RACKS	3130-0026	Side bracket for StackMaster, ShortStack, StackAbout, FloorMaster or FlexMaster	\$19.57
	RADIO RACKS	3130-0029	Extension bracket for StackMaster, ShortStack, StackAbout, FloorMaster, or FlexMaster	\$12.36
	RADIO RACKS	3130-0030	Additional radio bracket for StackMaster, ShortStack, StackAbout, FloorMaster, or FlexMaster	\$5.15
Faceplate / Filler Panel Program	MCS ACCESSORY	3130-0152	1/2" Blank Filler Panel	\$7.21
Faceplate / Filler Panel Program	MCS ACCESSORY	3130-0153	1" Blank Filler Panel	\$7.21
Faceplate / Filler Panel Program	MCS ACCESSORY	3130-0154	2" Blank Filler Panel	\$7.21
Faceplate / Filler Panel Program	MCS ACCESSORY	3130-0155	3" Blank Filler Panel	\$9.27
Faceplate / Filler Panel Program	MCS ACCESSORY	3130-0156	4" Blank Filler Panel	\$9.27
Faceplate / Filler Panel Program	MCS ACCESSORY	3130-0361	2" Blank Knockout Plate w/ 3 Mounting Holes for Cigarette Power Receptacles (Item No. 7160-0063)	\$14.42
Faceplate / Filler Panel Program	MCS ACCESSORY	3130-0237	Faceplate - Federal Premium Vision & SS2000 (Smart Siren Controller)	\$21.63
	RADIO RACKS	7110-0181	Add on bracket set for StackMaster, ShortStack, StackAbout, FloorMaster or FlexMaster	\$27.81
	MCS ACCESSORY	7110-0350	MCS universal leg kit	\$54.59
	DOCK ACCESSORY	7110-0643	Screen support for NP-PAN-Cradle	\$57.88
	DOCK ACCESSORY	7110-0913	MW800/810 Tilt Swivel folding display and keyboard holder (Vinnay Mount)	\$398.61
	MCS ACCESSORY	7110-0998	Caprice Passenger Arm Rest	\$127.72
	MCS ACCESSORY	7110-0999	Caprice Driver Armrest	\$127.72
	MCS ACCESSORY	7110-1000	Caprice Accessory Box 4.5"	\$110.21
	MCS ACCESSORY	7110-1001	Internal Armrest - dodge Charger Console Box	\$155.53
	MOTION ATTACHMENT	7110-1008	Mongoose Clevis	\$73.13
	MCS ACCESSORY	7110-1012	Armrest - Chevy Tahoe Vehicle Specific Console (Passenger Side)	\$127.72
	MCS ACCESSORY	7110-1013	Armrest - Chevy Tahoe Vehicle Specific Console (Driver Side)	\$127.72
	DOCK ACCESSORY	7110-1021	Screen support for Getac S400 docking station	\$57.88
	DOCK ACCESSORY	7110-1023	Screen support (Fits Getac V110 and Panasonic CF54 docking stations)	\$63.86
	MCS ACCESSORY	7110-1024	Cable / Wire Chase Tahoe Console Box (Silverado Truck)	\$94.76
	MOTION ATTACHMENT	7110-1200	VESA 75 / GJ Clevis WITHOUT 3-stud adapter plate. Mount using 3/8" hardware. (VESA 75, GJ, AMPS, NEC mounting patterns)	\$73.13
	MCS ACCESSORY	7110-1201	Wings, Tahoe Console Box MY2015+	\$94.76
	DOCK ACCESSORY	7120-0519	Notepad V Tall clip package for use with Rugged Computer Laptops	\$27.81
	DOCK ACCESSORY	7120-0531	Notepad V clip package for Lenovo (X200,X201, X201 Tablet, T410, T410s, T510, L412, L512, W510)	\$79.31
	DOCK ACCESSORY	7120-0549	Kit, Bracket Panasonic Arbitrator	\$26.78
	DOCK ACCESSORY	7120-0568	Hardware Bag, Dell E6420	\$54.59
	MCS ACCESSORY	7120-0579	Hardware bag, USB/ Audio Cables. Use with PI Utility console box (7160-0411 & 0412) to relocate Factory USB and Audio Jack from dash to console box.	\$55.62

RESELLER PRICING
EFFECTIVE 1-1-2017



Code	Product Category	Item Number	Product Description	2017 List Price
	DOCK ACCESSORY	7120-0587	Hardware Bag - CAM Clips - NotePad V	\$31.93
	MCS ACCESSORY	7120-0656	Hardware Bag Kit, 4" Support Spacer	\$23.69
	MCS ACCESSORY	7120-0723	HARDWARE BAG - Mic Clip Only	\$9.79
	MCS ACCESSORY	7160-0006	Amrest Printer Mount for Pentax Mobile Printers	\$382.13
	VEHICLE BASE	7160-0008	2007- 2010 Dodge Charger/Magnum no drill vehicle base	\$120.51
	VEHICLE BASE	7160-0013	1997-2004 & 2007-2011 Dodge Dakota Vehicle Base	\$86.52
	MCS ACCESSORY	7160-0020	Dodge Charger Lower Shelf assembly	\$497.49
Faceplate / Filler Panel Program	MCS	7160-0028	MCS Extension Box. Includes 2 faceplates and 2 filler panels.	\$219.39
	VEHICLE BASE	7160-0033	Universal Seatmount Base	\$173.04
	VEHICLE BASE	7160-0036	Dodge Sprinter No Drill Vehicle Base 2004-2008	\$155.53
	DOCK ACCESSORY	7160-0043	Mounting Interface Plate for Panasonic Toughbook 30 (for use with Panasonic Vehicle Mount Port Replicator)	\$91.67
	VEHICLE BASE	7160-0045	1999-2010 Ford F-250 to F-750 Super Duty Vehicle base	\$142.14
	VEHICLE BASE	7160-0046	2007-2014 Ford Expedition Vehicle base (no drill)	\$149.35
	DOCK ACCESSORY	7160-0049	Screen Support for CF19 cradle and docking station	\$126.69
	MOTION ATTACHMENT	7160-0053	12" locking slide arm	\$764.26
	MCS ACCESSORY	7160-0054	1999-2010 Ford Super Duty MCS Leg Kit	\$126.69
	VEHICLE BASE	7160-0055	2006-2013 (2014 PPV model ONLY) Chevrolet Impala No Holes Vehicle Base	\$164.80
	DOCK ACCESSORY	7160-0060	Screen Support for Getac B300 MAG docking station	\$57.68
	VEHICLE BASE	7160-0062	2007-2014 Toyota Tundra Vehicle Base	\$136.99
	MCS ACCESSORY	7160-0063	Cigarette lighter adapter kit (includes RoHS compliant 12 volt receptacle and wire kit)	\$25.75
	DOCK ACCESSORY	7160-0073	Toughbook 18/19 docking station wedge and hardware	\$63.86
	WORKSTATIONS	7160-0079	Small MobileWorkstation (box only)	\$694.22
	WORKSTATIONS	7160-0082	Large MobileWorkstation (box only)	\$824.00
	MCS ACCESSORY	7160-0084	Ford Expedition MCS Leg Kit (2007 - 2014)	\$142.14
	MCS ACCESSORY	7160-0085	29" Long top plate (wide)	\$92.70
	MCS ACCESSORY	7160-0086	23" Long top plate (wide)	\$79.31
	MCS ACCESSORY	7160-0088	MCS Leg Kit for the 2006 & 2014 Dodge Charger and Magnum	\$104.03
	VEHICLE BASE	7160-0090	Ford Econoline Vehicle Base 2007-2014	\$136.99
	DOCK ACCESSORY	7160-0095	LED lite assembly for the NP-PAN-CRADLE and Dell E6400 docking cradle	\$163.77
	DOCK ACCESSORY	7160-0096	LED lite assembly (Fits Getac B300, S400 and Panasonic CF31 docking stations)	\$163.77
	MCS ACCESSORY	7160-0099	Flexible panel-mounted LED task light for EPIC console box	\$180.25
	MCS ACCESSORY	7160-0100	Flexible side-mounted LED task light for EPIC console box	\$163.77
	DOCK ACCESSORY	7160-0101	LED lite assembly for the Panasonic CF 53 docking station	\$980.56
	WORKSTATIONS	7160-0102	MobileWorkstation with computer platform	\$764.28
	WORKSTATIONS	7160-0103	MobileWorkstation with vertical computer platform	\$932.15
	WORKSTATIONS	7160-0104	Large Mobile Workstation w/ computer platform	\$867.26
	WORKSTATIONS	7160-0105	Large MobileWorkstation w/ vertical computer platform	\$33.99
	MCS ACCESSORY	7160-0106	90 degree MCS Sidestep	\$57.68
	MCS ACCESSORY	7160-0110	6 Circuit power strip	\$115.36
	VEHICLE BASE	7160-0114	No Drill Chevy Colorado/GMC Canyon Extended, Crew and Standard Vehicle Base (2004-2008)	\$120.51
	VEHICLE BASE	7160-0118	Caravan, Sto&Go, Swivel & Go Vehicle Base (2007-2014)	\$76.22
	MCS ACCESSORY	7160-0117	Leg Kit for Chevrolet Caprice (1990-95), Ford Crown Vic (1991-2011)	\$120.51
	MCS ACCESSORY	7160-0121	Chevy Impala Leg Kit (Police Package) (2006-2013 and 2014 PPV model ONLY)	\$163.77
	DOCK ACCESSORY	7160-0123	LED Light assembly for the CF53 Cradle	\$63.86
	DOCK ACCESSORY	7160-0124	Screen support for CF53 Cradle	\$155.53
	KEYBOARD / PRINTER MOUNT	7160-0126	Pentax Pocket Jet Printer Mount	\$138.02
	VEHICLE BASE	7160-0133	Chevy Express, GMC Savana, G-Series Van and Ford 05 and older E-Series vehicle base	\$159.65
	MCS ACCESSORY	7160-0160	MCS Leg Kit for GMC Sierra, Chevy Suburban, Tahoe, Yukon (2000-2013); Silverado (1999-2013) (2014 models all EXCEPT 1500 model - New Body Style)	\$104.03
	MOTION ATTACHMENT	7160-0162	Mini-Clevis	\$104.03
	MCS ACCESSORY	7160-0164	Ford F-150 Leg Kit (2009-2014)	\$83.43
	POLES	7160-0177	5" Center Upper Pole	\$83.43
	POLES	7160-0178	7" Center Upper Pole	\$222.48
	DOCK ACCESSORY	7160-0180	Keyboard Tray for Panasonic CF-H2 Docking Stations (7160-0358 or 7160-0348)	\$115.36
	VEHICLE BASE	7160-0182	No holes bored passenger side vehicle base for Dodge Ram 1500 (2002-2014) & Dodge Ram 2500/3500 (2003-2014) & Sterling Bullet (2007-2009)	\$86.52
	VEHICLE BASE	7160-0185	Universal Vehicle Base (Replaces DS-Silverado)	\$66.95
	VEHICLE BASE	7160-0190	DS-52 Under Body Support Plate	

RESELLER PRICING
EFFECTIVE 1-1-2017



Code	Product Category	Item Number	Product Description	2017 List Price
	VEHICLE BASE	7160-0198	Semi-Tractor Vehicle Base	\$277.07
	CRADLES	7160-0201	Dell E6400 and E6400 series ATG Computer Cradle	\$566.50
	CRADLES	7160-0202	Dell E6500 series Computer Cradle	\$566.50
	DOCK ACCESSORY	7160-0203	Screen Support FOR Dell E-Series Cradles	\$57.68
	KEYBOARD / PRINTER MOUNT	7160-0210	Universal Keyboard Tray Assembly	\$138.02
	DOCK ACCESSORY	7160-0215	LED Light assembly (Fits Panasonic CF 18/19 and CF54 Docking Stations)	\$163.77
	MOTION ATTACHMENT	7160-0220	Mongoose 9" locking slide arm with 360 degree clevis	\$326.51
	VEHICLE BASE	7160-0222	Chevy Malibu vehicle base	\$144.20
	POLES	7160-0230	Adjustable Support Brace - Short	\$74.16
	POLES	7160-0231	Adjustable Support Brace - Long	\$86.52
	VEHICLE BASE	7160-0234	Vehicle Base Ford CVPI	\$120.61
	MCS	7160-0237	Console Box - Ergo-Hybrid 12. Includes 3 faceplates and 3 filler panels.	\$292.52
	VEHICLE BASE	7160-0244	Ford Fusion Vehicle Base	\$138.02
	VEHICLE BASE	7160-0245	Ford Transit Connect Vehicle Base	\$116.39
	VEHICLE BASE	7160-0248	2010 Chevy Express Van Vehicle Base	\$138.02
	MCS ACCESSORY	7160-0249	Chevy Colorado/GMC Canyon Leg Kit	\$177.16
	CRADLES	7160-0250	NotePad V Universal Computer Cradle	\$340.93
	CRADLES	7160-0250-01	NotePad V Universal Computer Cradle with Tail clips for Rugged Computers	\$340.93
	CRADLES	7160-0250-02	NotePad V Universal Computer Cradle with zero edge side clips	\$340.93
	CRADLES	7160-0250-03	NotePad V Universal Computer Cradle with CAM package (7120-0587)	\$356.38
	DOCK ACCESSORY	7160-0251	NotePad V Screen Support	\$48.41
	DOCK ACCESSORY	7160-0251-01	NotePad V Screen Support Rugged Computers	\$52.53
	DOCK ACCESSORY	7160-0252	LED Light assembly for the NotePad V universal cradle	\$163.77
	DOCK ACCESSORY	7160-0253	NotePad V Mic Clip	\$45.32
	VEHICLE BASE	7160-0260	Ford Fusion Vehicle Base (2013-2014)	\$120.51
Faceplate / Filler Panel Program	MCS ACCESSORY	7160-0267	Motorola APX 09 Integrated Control Head Full Faceplate	\$32.96
	MOTION ATTACHMENT	7160-0268	10 degree Angled Lowswivel mounts to GJ smiley-face pattern. GJ and VESA 75 mounting pattern.	\$45.32
	VEHICLE BASE	7160-0281	Ford Super Duty Vehicle Base (2011-2014)	\$154.50
	MOTION ATTACHMENT	7160-0284	Quad Motion TS3	\$160.68
	MOTION ATTACHMENT	7160-0285	Quad Motion TS5	\$172.01
	MOTION ATTACHMENT	7160-0302	Data 911 adapter plate. Attaches to Tablet Display Mount.	\$61.80
	MCS ACCESSORY	7160-0301	Ford Super Duty Leg Kit (2011- 2014)	\$201.88
	MCS ACCESSORY	7160-0311	Bracket, Computer Mount, Tall	\$49.44
	MCS ACCESSORY	7160-0313	Power Distribution Block, 6 circuit w/NEG Bus	\$74.16
Faceplate / Filler Panel Program	MCS ACCESSORY	7160-0321	Faceplate, Motorola XTL 5000 and 2500 Control Head	\$32.96
Faceplate / Filler Panel Program	MCS ACCESSORY	7160-0322	Faceplate, Motorola XTL 5000 and 2500 Full Radio	\$32.96
	VEHICLE BASE	7160-0323	Dodge Durango/Grand Cherokee Vehicle Base (2011-2014)	\$138.02
Faceplate / Filler Panel Program	MCS	7160-0326	2011-2014 Dodge Charger Police package Console Box. Includes 3 faceplates and 3 filler panels.	\$387.28
Faceplate / Filler Panel Program	MCS	7160-0327	2011-2014 Dodge Charger Police package Console Box with Armrest & Cupholder. Includes 3 faceplates and 3 filler panels.	\$596.37
	VEHICLE BASE	7160-0329	Dodge Charger Vehicle Base (2011-2014)	\$120.51
	KEYBOARD / PRINTER MOUNT	7160-0330	Quick Release Keyboard Tray	\$277.07
	MCS	7160-0331	Armrest & DS-138 Mount for the Charger Console Box	\$210.12
	MCS ACCESSORY	7160-0332	3" Console Pocket	\$43.26
Faceplate / Filler Panel Program	MCS ACCESSORY	7160-0333	13" Console Box. Includes 3 faceplates and 3 filler panels.	\$282.22
	MCS ACCESSORY	7160-0336	Dodge Charger Trunk Shelf (2011-2014)	\$547.96
Faceplate / Filler Panel Program	MCS ACCESSORY	7160-0337	Faceplate, Code 3 MasterCom	\$22.66
Faceplate / Filler Panel Program	MCS ACCESSORY	7160-0338	Faceplate , Full Federal Signal Smart Siren/Platinum	\$32.96
Faceplate / Filler Panel Program	MCS ACCESSORY	7160-0339	Faceplate, Whelen CenCom Gold and SoundOff 380	\$22.66
	MOTION ATTACHMENT	7160-0341	Locking Swing Arm	\$216.30
	VEHICLE BASE	7160-0342	Nissan NV (Cargo Van) Vehicle Base	\$138.02
	VEHICLE BASE	7160-0350	Ford Explorer Vehicle Base (2011-2014)	\$149.35
	DOCK ACCESSORY	7160-0351	Shock/Vibration Isolator	\$149.35
	VEHICLE BASE	7160-0352	Harley Davidson CF19 Motorcycle Mount	\$387.28
	MCS	7160-0353	2011-2014 Dodge Charger Police 10. 5" package Console Box. Includes 3 faceplates and 3 filler panels.	\$387.28

RESELLER PRICING
EFFECTIVE 1-1-2017



Code	Product Category	Item Number	Product Description	2017 List Price
Faceplate / Filler Panel Program	MCS	7160-0354	2011-2014 Dodge Charger Police 10.5" package Console Box with Armrest & Cupholder. Includes 3 faceplates and 3 filler panels.	\$596.37
	DOCK ACCESSORY	7160-0764	Interface - GJ 2X4/VESA 75 to 2.125 Square	\$29.87
Faceplate / Filler Panel Program	MCS ACCESSORY	7160-0375	Face Plate Armrest - MCS Extended	\$110.21
Faceplate / Filler Panel Program	MCS	7160-0378	2011-2013 Chevy Caprice Console Box. Includes 3 faceplates and 3 filler panels.	\$309.00
Faceplate / Filler Panel Program	MCS	7160-0379	2011-2013 Chevy Caprice Console Box with Arm Rest and Cup Holder. Includes 3 faceplates and 3 filler panels.	\$412.00
	MCS ACCESSORY	7160-0380	Chevy Caprice Trunk Shelf	\$524.27
	VEHICLE BASE	7160-0381	Chevy Caprice Vehicle Base	\$164.80
	MOTION ATTACHMENT	7160-0384	Clam Shell Display Mount Assembly	\$176.13
	MCS ACCESSORY	7160-0386	Chevy Caprice Trunk Shelf Railing	\$75.19
	MCS ACCESSORY	7160-0388	Locking Console Pocket Tall	\$146.26
	MCS ACCESSORY	7160-0389	Locking Console Pocket Low Profile	\$131.84
	KEYBOARD / PRINTER MOUNT	7160-0392	HP/Canon Printer Mount (Replaces GJ-HP and 7160-0199)	\$149.35
	MOTION ATTACHMENT	7160-0396	6" Articulating Arm with Clam Shell.	\$188.49
	MCS ACCESSORY	7160-0398	Computer Mount Bracket (Replaces NP-TRUNK-28)	\$57.68
	TABCRUZER®	7160-0399	25" Flex Arm for TabCruzer™	\$54.59
	CRADLES	7160-0402	NotePad V-LT Universal Computer Cradle	\$340.93
	CRADLES	7160-0402-01	NotePad V-LT Universal Computer Cradle with zero-edge clips	\$340.93
	CRADLES	7160-0402-03	NotePad V-LT Universal Computer Cradle with CAM Package (7120-0587)	\$356.38
	VEHICLE BASE	7160-0403	Flat Floor Vehicle Base - International 4300	\$414.06
Faceplate / Filler Panel Program	MCS ACCESSORY	7160-0406	Faceplate - EF Johnson 5300 Radio and Lightening Control Head	\$44.29
	MCS ACCESSORY	7160-0408	Interface Plate - NEC/AMPS - Gamber-Johnson 2" x 4.09" hold pattern	\$30.90
Faceplate / Filler Panel Program	MCS	7160-0409	2012-2014 Console Box -Ford - Sedan PI - w/Rest & Cup Holder. Includes 3 faceplates and 3 filler panels.	\$567.53
Faceplate / Filler Panel Program	MCS	7160-0410	2012-2014 Console Box -Ford - Sedan PI. Includes 3 faceplates and 3 filler panels.	\$367.71
Faceplate / Filler Panel Program	MCS	7160-0411	2012-2014 Console Box -Ford - Utility PI - w/Rest & Cup Holder. Includes 3 faceplates and 3 filler panels.	\$567.53
Faceplate / Filler Panel Program	MCS	7160-0412	2012-2014 Console Box -Ford - Utility PI. Includes 3 faceplates and 3 filler panels.	\$367.71
	MCS ACCESSORY	7160-0413	Leg Kit - Ford - Sedan/Utility (2011-2014)	\$97.85
	VEHICLE BASE	7160-0417	VW Jetta/Passat (2008-2013) Vehicle Base	\$97.85
	MOTION ATTACHMENT	7160-0419	Clevis - Tilt swivel motion attachment	\$86.52
	MCS ACCESSORY	7160-0422	Dodge Ram Leg Kit (2011-2014)	\$104.03
	KEYBOARD / PRINTER MOUNT	7160-0425	Printer Mount, Brother RuggedJet™ Printer	\$76.22
	MOTION ATTACHMENT	7160-0427	Locking Slide Arm w/o Clevis	\$303.85
	DOCK ACCESSORY	7160-0428	Screen Support for CF53 docking station.	\$90.64
	MCS ACCESSORY	7160-0429	Armrest Vehicle Specific Console	\$179.22
	MCS ACCESSORY	7160-0430	Printer Armrest Vehicle Specific Console	\$381.10
	MCS ACCESSORY	7160-0431	Filler Panel Assembly - Ford Utility PI	\$83.43
Faceplate / Filler Panel Program	MCS ACCESSORY	7160-0432	Faceplate - Full Harris Unity 100 XGM	\$32.96
	MCS	7160-0434	Chevy Tahoe Police Package (2007-2014) Console Box with Armrest & Cupholder. Includes 3 faceplates and 3 filler panels.	\$604.81
Faceplate / Filler Panel Program	MCS	7160-0435	Chevy Tahoe Police Package (2007-2014) Console Box. Includes 3 faceplates and 3 filler panels.	\$472.77
	MOTION ATTACHMENT	7160-0436	10 degree Angled Lowswivel with .39" Hole, mounts on 3/8" stud. GJ and VESA 75 mounting pattern.	\$45.32
	MCS	7160-0438	Ford Sedan PI (2012-2014) - Trunk Shelf	\$566.50
	MCS ACCESSORY	7160-0444	Wiring Cover Plate - Ford Sedan and Utility PI	\$29.87
Faceplate / Filler Panel Program	MCS	7160-0445	2012-2013 Dodge Durango SSV Vehicle Specific Console with Arm Rest and Cup Holder. Includes 3 faceplates and 3 filler panels.	\$567.53
	MCS	7160-0446	2012-2013 Dodge Durango SSV Vehicle Specific Console. Includes 3 faceplates and 3 filler panels.	\$489.25
	VEHICLE BASE	7160-0451	Ford Escape Vehicle Base (2013-2014)	\$110.21
	MOTION ATTACHMENT	7160-0454	Universal Adapter	\$51.50
Faceplate / Filler Panel Program	MCS ACCESSORY	7160-0458	Motorola XTVA Vehicle Adapter- Faceplate	\$32.96
Faceplate / Filler Panel Program	MCS ACCESSORY	7160-0459	Faceplate - Motorola 8 Button DEK (Single)	\$22.66
Faceplate / Filler Panel Program	MCS ACCESSORY	7160-0460	Carson SC-411 Full Faceplate (remote head)	\$32.96
Faceplate / Filler Panel Program	MCS ACCESSORY	7160-0462	Faceplate - Motorola 8 Button DEK (Dual)	\$22.66
	MCS	7160-0484	Document Compartment for Tahoe Vehicle Specific Consoles (7160-0434 and 7160-0435)	\$47.38
Faceplate / Filler Panel Program	MCS ACCESSORY	7160-0465	Kenwood TK-980 and TK-981 Full Faceplate	\$22.66
Faceplate / Filler Panel Program	MCS ACCESSORY	7160-0466	Kenwood TK-790 Full Faceplate	\$22.66

RESELLER PRICING
EFFECTIVE 1-1-2017



Code	Product Category	Item Number	Product Description	2017 List Price
Faceplate / Filler Panel Program	MCS ACCESSORY	7160-0467	Faceplate - Motorola CDM Series Radio	\$32.96
	MOTION ATTACHMENT	7160-0494	Tablet Display Mount. Will work with most tablet computers docking stations & devices that have a VESA 75, AMPS, NEC, or Gamber-Johnson mounting hole pattern. Attaches direct to console or any GJ smiley face hole pattern.	\$118.39
	MOTION ATTACHMENT	7160-0497	6 Inch Articulating Arm with Clevis. 90 degree tilt, 360 degree rotation.	\$209.09
	KEYBOARD / PRINTER MOUNT	7160-0498	Quick release keyboard tray - mounts on a clevis	\$194.67
	MOTION ATTACHMENT	7160-0500	6" Locking Slide Arm with 360 Degree Clevis	\$268.83
	DOCK ACCESSORY	7160-0501	Screen Support for the CF31 docking station	\$57.68
	MOTION ATTACHMENT	7160-0502	6" Locking Slide Arm with Low Swivel	\$268.83
	KEYBOARD / PRINTER MOUNT	7160-0507	HP150/Canon Printer Mount (Replaces GJ-HP and 7160-0199)	\$149.35
	MOTION ATTACHMENT	7160-0508	PDRC Display interface assembly - attaches to the Tablet Display Mount (7160-0494) to use with Panasonic PDRC.	\$37.08
	MCS ACCESSORY	7160-0509	Leg Kit for (2014 +) GMC Sierra (1500), Chevy Silverado (1500); (2015 +) Sierra & Silverado 2500 -3500, HD, Suburban, Tahoe, Yukon	\$113.30
	VEHICLE BASE	7160-0510	Vehicle Base for (2014 +) GMC Sierra (1500), Chevy Silverado (1500); (2015 +) Sierra & Silverado 2500 -3500, HD, Suburban, Tahoe, Yukon	\$174.07
	DOCK ACCESSORY	7160-0512	G1 Keyboard tray & Mount system. Attach G1 docking station directly to this system.	\$236.90
	MOTION ATTACHMENT	7160-0514	6" Locking Slide Arm with 3/8" stud	\$252.35
	MCS ACCESSORY	7160-0516	Switch, Rocker, ON/OFF/ON, SPDT, 4 Contacts 2 Red Lights, Black	\$30.90
	MCS ACCESSORY	7160-0517	Switch, Rocker, ON/OFF, SPST, 3 Contacts, 1 Red Lights, Black	\$30.90
	VEHICLE BASE	7160-0520	Vehicle Base for 2013-2014 Chevy Malibu	\$160.68
Faceplate / Filler Panel Program	MCS	7160-0521-00	2014-2015 Chevy Caprice Console Box. Includes 3 faceplates and 3 filler panels.	\$399.64
Faceplate / Filler Panel Program	MCS	7160-0521-01	2014-2015 Chevy Caprice Console Box - w/Armrest & Cupholder. Includes 3 faceplates and 3 filler panels.	\$589.16
Faceplate / Filler Panel Program	MCS ACCESSORY	7160-0522	Faceplate, L3 Mobile Vision, Flashback3	\$32.96
Faceplate / Filler Panel Program	MCS ACCESSORY	7160-0523	Faceplate, Harris M7300 Radio	\$32.96
	MCS ACCESSORY	7160-0524	Armrest - Breakaway, Vehicle Specific Console	\$267.80
	MCS ACCESSORY	7160-0525	MCS - Breakaway Armrest	\$283.25
	VEHICLE BASE	7160-0527	RAM PROMASTER 2014+, Base - No Drill	\$129.78
Faceplate / Filler Panel Program	MCS ACCESSORY	7160-0528	Faceplate, Uniden Bearcat Mobile Scanner	\$32.96
	MOTION ATTACHMENT	7160-0529	Tablet Display Mount - TALL	\$156.58
	VEHICLE BASE	7160-0532	2014-2015 Chevy Caprice PPV, Vehicle Base	\$160.68
	VEHICLE BASE	7160-0536	2014-2015 Ford Transit Connect Vehicle Base	\$116.39
	VEHICLE BASE	7160-0537	2015+ Ford Transit Vehicle Base	\$79.31
Faceplate / Filler Panel Program	MCS ACCESSORY	7160-0538	Faceplate, Motorola PM1500	\$32.96
	DOCK ACCESSORY	7160-0539	Power supply Mount - Attach this mount between the docking station and clevis. Accommodates most LIND power supplies and Panasonic docks: CF31,H2,M1,G1,B1: Getac docks: B300,S400, F110,V110,T800	\$38.11
Faceplate / Filler Panel Program	MCS ACCESSORY	7160-0540	Switch, Rocker, Momentary ON/OFF, SPST, 2 Contacts, Black	\$30.90
	VEHICLE BASE	7160-0544	Base, Freightliner M2 Business Class, 2012 -2015	\$174.07
	MCS ACCESSORY	7160-0545	Leg Kit, Freightliner M2 Business Class, 2012 -2015	\$404.79
	DOCK ACCESSORY	7160-0546	Magnetic Stripe Reader Mount - Attach MSR plate between the docking station and clevis. Accommodates an E-SEEK M200 or M250 card reader.	\$36.05
Faceplate / Filler Panel Program	MCS	7160-0548	Utility Specific Console Box	\$364.62
Faceplate / Filler Panel Program	MCS	7160-0548-00	2015+ Tahoe Console Box (Silverado Truck). Includes 3 faceplates and 3 filler panels.	\$478.95
Faceplate / Filler Panel Program	MCS	7160-0548-01	2015+ Tahoe Console Box (Silverado Truck) w/Rest & Cup Holder. Includes 3 faceplates and 3 filler panels.	\$609.76
Faceplate / Filler Panel Program	MCS	7160-0548-02	2015+ Tahoe Console Box (Silverado Truck) and Wire /Cable Chase. Includes 3 faceplates and 3 filler panels.	\$572.68
Faceplate / Filler Panel Program	MCS	7160-0548-03	2015+ Tahoe Console Box (Silverado Truck) w/Rest & Cup Holder and Wire /Cable Chase. Includes 3 faceplates and 3 filler panels.	\$709.87
	MCS	7160-0552	Ford Transit Leg Kit	\$115.36
	VEHICLE BASE	7160-0553	Vehicle Base, Ram ProMaster City (2015+) Van	\$178.19
	VEHICLE BASE	7160-0554	Vehicle Base, 2015+ Ford F150 Truck	\$155.53
	MCS ACCESSORY	7160-0555	Leg Kit, 2015+ Ford f150 Truck	\$178.19
	VEHICLE BASE	7160-0556	Vehicle Base, 2015+ Chevy Colorado / GMC Canyon	\$184.37
	VEHICLE BASE	7160-0557	Base, Nissan NV200 (2010+)	\$129.78
Faceplate / Filler Panel Program	MCS	7160-0569	Faceplate, CODE3 XCEL Siren Controller	\$25.75
	VEHICLE BASE	7160-0572	Base, Chevy Equinox / GMC Terrain (2010+)	\$131.84
	MCS ACCESSORY	7160-0575	Leg Kit, Chevy Express Van & GMC Savana	\$220.42

RESELLER PRICING
EFFECTIVE 1-1-2017



Code	Product Category	Item Number	Product Description	2017 List Price
Faceplate / Filler Panel Program	MCS	7160-0580-00	CONSOLE BOX - DODGE DURANGO 2014+	\$489.25
Faceplate / Filler Panel Program	MCS	7160-0580-01	CONSOLE BOX - DODGE DURANGO 2014+ W/ AREMREST & CUPHOLDER	\$599.46
Faceplate / Filler Panel Program	MCS ACCESSORY	7160-0587	Faceplate, Motorola XPR 5550 / XPR6550 Radio and Control Head	\$38.11
	MCS ACCESSORY	7160-0589	Leg Kit, 2014+ Ram ProMaster Van	\$178.19
	VEHICLE BASE	7160-0590	Toyota Prius Vehicle Base (2009 - Present)	\$157.59
	MCS ACCESSORY	7160-0597	MCS Accessory - 6 Inch Short Interior Pocket	\$51.60
	MOTION ATTACHMENT	7160-0750	VESA 75 / GJ Standard Clevis with 3-stud adapter plate for smiley-face mounting pattern. (VESA 75, GJ, AMPS, NEC mounting patterns)	\$86.52
	TABCRUZER®	7160-0756	25" VESA Flex Arm for TabCruzer™	\$54.59
	KEYBOARD / PRINTER MOUNT	7160-0757	Locking Quick Release keyboard tray. VESA 75, GJ, AMPS mounting patterns.	\$154.50
	MOTION ATTACHMENT	7160-0758	INDEPENDENT ROTATION KEYBOARD / DISPLAY MOUNT. Use this with the Universal Tablet Display Mount (7160-0761) , Mongoose 7160-0220 , and new Quick Release Keyboard Tray (7160-0757) to form a solution where the Tablet computer and Keyboard can be moved independently.	\$93.73
	MOTION ATTACHMENT	7160-0761	TABLET DISPLAY MOUNT FOR INDEPENDANT ROTATION. Accepts product with VESA hole pattern, Use with (7160-0758) Independent Rotation keyboard/Display Mount, (7160-0220) Mongoose, and new Quick Release Keyboard Tray (7160-0757) to form a solution where the Tablet computer and Keyboard can be moved independently.	\$84.46
	MOTION ATTACHMENT	7160-0762	Low Swivel with .38" Hole, mounts on 3/8" stud. GJ and VESA 75 mounting pattern.	\$45.32
	MCS	7160-0770	25" Universal Console Box	\$386.25
	MOTION ATTACHMENT	7160-0771	VESA 75mm to GJ 2x4 interface plate. USE WITH A PRODUCT THAT HAS VESA 75 THREADED INSERTS - interface plate has 4 threaded studs in the Gamber-Johnson 2 x 4 pattern.	\$30.90
	CRADLES	7160-0774	TabCruzer® Mini Universal Tablet Cradle. Keyed lock. VESA 75 mounting pattern.	\$160.68
	MOTION ATTACHMENT	7160-0775	LOW Clevis with 3-stud adapter plate for smiley-face mounting pattern, GJ, VESA 75, AMPS, NEC mounting patterns.	\$86.52
	MOTION ATTACHMENT	7160-0776	TALL Clevis with 3-stud adapter plate for smiley-face mounting pattern, GJ, VESA 75, AMPS, NEC mounting patterns.	\$91.67
	MOTION ATTACHMENT	7160-0783	LOW CLEVIS. VESA 75 / GJ pattern. Mount using 3/8" hardware. (VESA 75, GJ, AMPS, NEC mounting patterns)	\$73.13
	MOTION ATTACHMENT	7160-0794	Interface plate. VESA 75 studs to GJ 2 x 4 pattern. Use to mount a device with VESA 75 studs to a motion attachment with 2 x 4 hole pattern.	\$25.75
	MOTION ATTACHMENT	7160-0857	LowProfile Quick Release Keyboard Tray	\$154.50
	KEYBOARD / PRINTER MOUNT	7160-0799	Attaches to the back of any Gamber-Johnson Tablet Docking Station or Cradle using the 75mm VESA pattern	\$180.25
	MCS ACCESSORY	7160-0820	Close-To-Dash Mount, Dodge Charger for use with GJ V.S. Consoles	\$250.00
	MCS ACCESSORY	7160-0821	Close-To-Dash Mount, Ford Police Interceptor Utility for use with GJ V.S. Consoles	\$350.00
	MCS ACCESSORY	7160-0822	Close-To-Dash Mount, Chevy Tahoe for use with GJ V.S. Consoles (Old Model 2007-2014 and New Model 2015+)	\$270.00
	MCS ACCESSORY	7160-0826	Adjustable Mic Clip	\$36.05
	MCS	7160-0851	Ford PI Utility Rear Equipment Tray	\$330.00
	MCS ACCESSORY	7160-0853	MCS Control Box Mounting Tray	\$46.35
NEW	VEHICLE BASE	7160-0855	Base, Chevy Trax 2016+, no Drill	\$128.00
	KEYBOARD / PRINTER MOUNT	7160-0857	Low Profile Quick Release Keyboard Tray	\$154.50
NEW	MCS ACCESSORY	7160-0871	Close-To-Dash Ford PI Sedan Mount	\$310.00
	MCS ACCESSORY	7160-0872	OFFSET ADAPTOR BRACKET	\$35.00
NEW	MCS ACCESSORY	7160-0878	Ford PI Utility "ON-DASH" Mount	\$350.00
	MCS ACCESSORY	7160-0884	Ford Utility ON-DASH Keyboard Mount	\$110.00
Faceplate / Filler Panel Program	WORKSTATIONS	7170-0125	Truck Console with File Box (Armrest, Cupholder and Top Plate included). Includes 3 faceplates and 3 filler panels.	\$1,084.59
	CRADLES	7170-0126	Seatmount with TS5 Motion Attachment and NotePad V	\$684.95
	CRADLES	7170-0127	Seatmount with TS5 Motion Attachment and NotePad V-LT	\$684.95
	CRADLES	7170-0192	Seatmount with 6" Articulating Arm and NotePad V-LT	\$722.03
	CRADLES	7170-0193	Seatmount with 6" Articulating Arm and NotePad V	\$722.03
	MOTION ATTACHMENT	7170-0217	Tablet Display Mount Kit with 6" Locking Slide Arm. Kit includes (Tablet Display Mount 7160-0494, 6" Locking Slide Arm 7160-0514, Quick Release Keyboard Tray 7160-0498, and Mongoose clevis 7110-1008).	\$635.51
	MOTION ATTACHMENT	7170-0217-01	TALL Tablet Display Mount Kit with 6" Locking Slide Arm. Kit includes (Tablet Display Mount 7160-0527, 6" Locking Slide Arm 7160-0514, Quick Release Keyboard Tray 7160-0498, and Mongoose clevis 7110-1008).	\$635.51
	MOTION ATTACHMENT	7170-0218	Tablet Display Mount Kit with Mongoose Motion Attachment. Kit includes (Tablet Display Mount 7160-0494, Mongoose 7160-0220, and Quick Release Keyboard Tray 7160-0498).	\$636.54
	MOTION ATTACHMENT	7170-0218-01	TALL Tablet Display Mount Kit with Mongoose Motion Attachment. Kit includes (Tablet Display Mount 7160-0527, Mongoose 7160-0220, and Quick Release Keyboard Tray 7160-0498).	\$636.54

RESELLER PRICING
EFFECTIVE 1-1-2017



Code	Product Category	Item Number	Product Description	2017 List Price
	MOTION ATTACHMENT	7170-0219	Tablet Display Mount Kit with TS5 Motion Attachment. Kit includes (Tablet Display Mount 7160-0494, TS5 motion attachment 7160-0285, and Quick Release Keyboard Tray 7160-0498).	\$482.04
	MOTION ATTACHMENT	7170-0219-01	TALL Tablet Display Mount Kit with TS5 Motion Attachment. Kit includes (Tablet Display Mount 7160-0527, TS5 motion attachment 7160-0285, and Quick Release Keyboard Tray 7160-0498).	\$482.04
	MOTION ATTACHMENT	7170-0512	Tablet Display Mount, 9" Locking Slide Arm, and quick release Keyboard Tray	\$584.01
	MOTION ATTACHMENT	7170-0512-01	Tall Tablet Display Mount, 9" Locking Slide Arm, And Quick release keyboard tray	\$584.01
	MOTION ATTACHMENT	7170-0514	INDEPENDENT ROTATION KIT. Combines (Independent Rotation Keyboard/Display Mount 7160-0758) , (Tablet Display Mount for Independent Rotation 7160-0761), (Mongoose w/stud 7160-0427), (Low Clevis 7160-0783) and (new Quick Release Keyboard Tray 7160-0757) to form a solution where the Tablet computer and Keyboard can be moved independently.	\$616.97
	MOTION ATTACHMENT	7170-0549	Mongoose, Low Swivel	\$349.17
	MOTION ATTACHMENT	7170-0550	6" Locking Slide arm and low clevis	\$338.87
	POLES	ABF-KIT	Air bag friendly conversion bracket	\$40.17
	MOTION ATTACHMENT	CLEVIS 0-90T	0-90 CLEVIS that is 4.5" high for utility workstations SDI 9901 and SDI 9900	\$91.67
	VEHICLE BASE	DS-100	Quick release post vehicle base	\$272.95
	VEHICLE BASE	DS-100-Plate	Quick release post base plate	\$110.21
	VEHICLE BASE	DS-112	No holes bored passenger side vehicle base for Ford Expedition (1997-2005), Ford F-150 (1997-2003 & early 2004 Heritage Model); Ford F250 Light Duty (1997-2004)	\$138.02
	VEHICLE BASE	DS-114	No holes bored passenger side vehicle base for Ford Explorer (2002-2008)	\$91.67
	VEHICLE BASE	DS-118	No holes bored passenger side vehicle base for Ford Ranger (1993-2008)	\$142.14
	VEHICLE BASE	DS-122	No holes bored passenger side vehicle base for Chevrolet 1500/2500/3500 C/K (1999-2006 & 2007 Classic Body Style); Chevrolet Avalanche (2002-2006); Tahoe (2000-2006); Silverado (1999-2006 & 2007 Classic Body Style); Suburban (2000-2006); GMC Sierra (2000-2006 & 2007 Classic Body Style)	\$126.69
	VEHICLE BASE	DS-124	No holes bored passenger side vehicle base for Ford F-150 (New body style 2004-2014)	\$126.69
	VEHICLE BASE	DS-138	Universal vertical surface mount, small	\$69.01
	VEHICLE BASE	DS-140		\$120.51
	VEHICLE BASE	DS-144	GMC/Chevrolet truck and SUV Vehicle Base (2007-2013 and 2014 all models EXCEPT 1500's)	\$126.69
	VEHICLE BASE	DS-146	Universal vehicle base for the International, Sterling and Freightliner trucks with bench seats	\$115.36
	VEHICLE BASE	DS-150	No holes Toyota Tacoma vehicle base (2000-2014)	\$149.35
	VEHICLE BASE	DS-52	Flat floor/high seat base	\$115.36
	VEHICLE BASE	DS-53	Vertical surface base	\$96.82
	VEHICLE BASE	DS-55	Offset hump base	\$103.00
	VEHICLE BASE	DS-56	Horizontal surface base	\$45.32
	VEHICLE BASE	DS-57	Flat floor base	\$91.67
	POLES	DS-74	Rack-to-Post 6" platform attachment	\$57.68
	POLES	DS-74-L	Rack-to-Post 9.38" platform attachment	\$74.16
	POLES	DS-LOWER-13	13" lower pole assembly	\$57.68
	POLES	DS-LOWER-5	5" lower pole assembly	\$57.68
	POLES	DS-LOWER-7	7" lower pole assembly	\$57.68
	POLES	DS-LOWER-9	9" lower pole assembly	\$57.68
	POLES	DS-POLE-CTR	3" pole with center mounted upper	\$92.70
	POLES	DS-STEP	Offset universal mounting step	\$63.86
	POLES	DS-UPPER	5.8" upper tube assembly for DS-LOWER-9 or any vehicle base with a welded pole	\$63.86
	POLES	DS-UPPER-5	5.8" upper tube assembly for DS-LOWER-5 & DS-LOWER-7	\$63.86
	POLES	DS-UPPER-L	12" upper tube assembly for DS-LOWER-9 or any vehicle base with a welded pole	\$96.82
	POLES	DS-UPPER-M	8" upper tube assembly for DS-LOWER-9 or any vehicle base with a welded pole	\$74.16
	POLES	DS-UPPER-M5	8" upper tube assembly for DS-LOWER-5 & DS-LOWER-7	\$74.16
	MCS ACCESSORY	FACEPLATES	All 2-piece faceplates - Starting with "7140-" (full faceplates not included)	\$32.96
	DOCK ACCESSORY	GJ-PAN-CF27	Mounting interface plate for the Panasonic 27/28 vehicle port replicator	\$91.67
	KEYBOARD / PRINTER MOUNT	KEYBOARD-BRKT	Mounting bracket for KEYBOARD3	\$33.99
	MOTION ATTACHMENT	LOWSWIVEL	Low profile swivel motion attachment, mounts to GJ smiley-face pattern. GJ and VESA 75 mounting pattern.	\$45.32
	RADIO RACKS	MCS-7X4	7 X 4 set of radio brackets for MCS top plate	\$40.17
	MCS ACCESSORY	MCS-ARMREST	Heavy duty pedestal armrest	\$179.22
	MCS ACCESSORY	MCS-ARMREST5	Heavy duty pedestal armrest on a 5" pole	\$179.22
	RADIO RACKS	MCS-BRKT	5 X 6 set of radio brackets for MCS top plate	\$40.17
	MCS ACCESSORY	MCS-COMBRKT	Computer mounting bracket for the MCS-LOWBOX & MCS-ERGOBOX12	\$87.55

RESELLER PRICING
EFFECTIVE 1-1-2017



Code	Product Category	Item Number	Product Description	2017 List Price
	MCS ACCESSORY	MCS-CUP	Single adjustable cup holder for Epic console box	\$57.68
	MCS ACCESSORY	MCS-CUP2	Double adjustable cup holder for Epic console box	\$74.16
	MCS ACCESSORY	MCS-CUPHOLD2	Heavy duty steel cup holders (2)	\$69.01
Faceplate / Filler Panel Program	MCS	MCS-EPIC13	13" MCS EPIC Console Box without base. Includes 3 faceplates and 3 filler panels.	\$305.91
Faceplate / Filler Panel Program	MCS	MCS-EPIC17	17" MCS EPIC Console Box without base. Includes 3 faceplates and 3 filler panels.	\$347.11
Faceplate / Filler Panel Program	MCS	MCS-EPIC9	9" MCS EPIC Console Box without base. Includes 2 faceplates and 2 filler panels.	\$278.10
	MCS ACCESSORY	MCS-EPICMIC	Rail mounted microphone clip for any EPIC series console box	\$40.17
Faceplate / Filler Panel Program	MCS	MCS-ERGOBOX12	Universal Vertical Console Box. Includes 3 faceplates and 3 filler panels.	\$318.27
	MCS ACCESSORY	MCS-INTCUP	Internal dual cup holder to be used with any EPIC console box	\$57.68
Faceplate / Filler Panel Program	MCS	MCS-LOWBOX	Low Profile Console Box. Includes 3 faceplates and 3 filler panels.	\$300.76
	MCS ACCESSORY	MCS-MICPLT	Faceplate mic clip holder with three mounting positions	\$50.47
	MCS ACCESSORY	MCS-POCKET3	3" Storage pocket for EPIC console box	\$73.13
	CRADLES	NP-PAN-CRADLE	Universal cradle for the Panasonic 27, 28, 29, 30, 31 computer	\$241.02
	POLES	QADJ-UPPER-L	12" long quick adjust upper tube assembly for DS-LOWER-9 or any vehicle base with a welded pole	\$132.87
	POLES	QADJ-UPPER-L5	12" long quick adjust upper tube assembly for DS-LOWER-5 and DS-LOWER-7	\$132.87
	POLES	QADJ-UPPER-M	8" long quick adjust upper tube assembly for DS-LOWER-9 or any vehicle base with a welded pole	\$110.21
	POLES	QADJ-UPPER-M5	8" long quick adjust upper tube assembly for DS-LOWER-5 and DS-LOWER-7	\$110.21
	POLES	QADJ-UPPER-S	6" long quick adjust upper tube assembly for DS-LOWER-9 or any vehicle base with a welded pole	\$103.00
	POLES	QADJ-UPPER-S5	6" long quick adjust upper tube assembly for DS-LOWER-5 and DS-LOWER-7	\$103.00
	SLIDE MOUNTS	SDI 500	Slide mount bracket that can be tilted at an angle of 0° - 50°	\$91.67
	SLIDE MOUNTS	SDI 550	Slide mount bracket that can be tilted at a fixed 50° angle	\$40.17
	SLIDE MOUNTS	SDI 570	Slide mount bracket that can be tilted at a fixed 25° angle	\$40.17
	RADIO RACKS	SM-212	ShortStack 2-unit vertical mount	\$81.37
	SLIDE MOUNTS	SS-106	Angled Mounting Plate	\$33.99

RESELLER PRICING
EFFECTIVE 1-1-2017



Code	Product Category	Item Number	Product Description	2017 List Price
MATERIAL HANDLING EQUIPMENT MOUNTING				
	FORKLIFT MOUNTS	15066	2" HD Clamp (Muffler Clamp)	\$7.21
	FORKLIFT MOUNTS	7120-0647	Roll Form Bracket Spacer. Use with Gamber-Johnson Roll Formed Pillar Bracket 7160-0418	\$19.57
	FORKLIFT MOUNTS	7120-0662	Hardware Bag - Forklift Light Bracket	\$83.43
	FORKLIFT MOUNTS	7160-0356	Forklift 0-90 Clevis	\$101.97
	FORKLIFT MOUNTS	7160-0357	Forklift Clam Shell with Small Plate	\$133.90
	FORKLIFT MOUNTS	7160-0363	Forklift Horizontal Extension	\$113.30
	FORKLIFT MOUNTS	7160-0366	Forklift Dual Clam Shell with Small Plate	\$221.45
	FORKLIFT MOUNTS	7160-0367	Forklift dual Clam Shell with Large Plate	\$248.23
	FORKLIFT MOUNTS	7160-0368	Forklift Roof Mount with Clam Shell	\$198.79
	FORKLIFT MOUNTS	7160-0370	Forklift Clam Shell with Large Plate	\$149.35
	FORKLIFT MOUNTS	7160-0371	Forklift Secondary Clam Shell	\$105.06
	FORKLIFT MOUNTS	7160-0418	Roll Formed Pillar Bracket - Yale	\$93.73
	FORKLIFT MOUNTS	7160-0420	Dual Clam Shell with 3" Arm and Small Back Plate	\$259.56
	FORKLIFT MOUNTS	7160-0421	Dual Clam Shell with 3" Arm and Large Back Plate	\$270.89
	FORKLIFT MOUNTS	7160-0493	Interface Plate - Intermec CV 61	\$51.50
	FORKLIFT MOUNTS	7160-0550	Keyboard Arm with Mini-Clevis and Clam Shell attachment bracket	\$156.56
	FORKLIFT MOUNTS	7160-0561	2" and 3" Tube Clamp	\$79.31
	FORKLIFT MOUNTS	7160-0584	Assembly - Keyboard Arm 3 - For G1 with Overhead Guard Mount	\$174.07
	FORKLIFT MOUNTS	7160-0585	Overhead Guard Mount with Single Clam Shell	\$150.38
	FORKLIFT MOUNTS	7160-0586	Overhead Guard Mount with Dual Clam Shell	\$216.30
	FORKLIFT MOUNTS	7160-0593	Quick Release Mount	\$167.89
	FORKLIFT MOUNTS	7160-0598	Extension Sleeve - Overhead Guard Mount	\$43.26
	FORKLIFT MOUNTS	7160-0785	Datamax O'Neil MP Compact 4 Mark II Printer Bracket. Attaches to any Clam Shell	\$30.90
	FORKLIFT MOUNTS	7160-0793	Honeywell RL4 QR Printer Bracket. Attaches to any Clam Shell	\$87.55
	FORKLIFT MOUNTS	7160-0795	SATO MB410I-W2 Printer Bracket. Attaches to any Clam Shell	\$40.17
	FORKLIFT MOUNTS	7160-0805	Overhead Guard Mount - Horizontal Extension	\$43.26
	FORKLIFT MOUNTS	7160-0810	Keyboard Arm (without attachments or brackets)	\$51.50
	FORKLIFT MOUNTS	7160-0814	Jungheinrich / CAT custom Roll Form Pillar Bracket. Use with special Jungheinrich models EFG 110K-115; EFG 213K-220; EFG 316K-320; EFG 425K-S30; EFG 535K-S50 or CAT models 2ET 2500-2ET 4000	\$93.73
	FORKLIFT MOUNTS	7160-0815	Linde Custom Roll Form Pillar Bracket. Use with special Linde forklift models EV-30 and EV-40	\$93.73
	FORKLIFT MOUNTS	7160-0816	Mini Clevis with 3" Arm and Small Backer Plate	\$338.87
	FORKLIFT MOUNTS	7160-0817	Zebra QL420 Printer Bracket. Attaches to any Clam Shell	\$32.96
New	FORKLIFT MOUNTS	7160-0834	Keypad plate for mini clevis	\$29.87
	FORKLIFT MOUNTS	7160-0839 (14463)	Display Swivel with hardware. Attach to any Clam Shell or Clevis	\$37.08
New	FORKLIFT MOUNTS	7160-0856	Forklift vertical extension bar	\$133.90
	FORKLIFT MOUNTS	7170-0517	SATO MB410I-W2 Printer Quick Release Mount System	\$163.77
Material Handling Safety Lights and Brackets				
	FORKLIFT MOUNTS	16063	TYRI Red Point Light	\$170.00
	FORKLIFT MOUNTS	16064	TYRI Blue Point Light	\$170.00
	FORKLIFT MOUNTS	7160-0810	Forklift Single Light Bracket	\$116.00
	FORKLIFT MOUNTS	7160-0811	Forklift Dual Light Bracket	\$122.00
	FORKLIFT MOUNTS	7170-0508	Single Fixed Safety Light Kit - Red	\$286.00
	FORKLIFT MOUNTS	7170-0509	Single Fixed Safety Light Kit - Blue	\$286.00
	FORKLIFT MOUNTS	7170-0510	Dual Fixed Safety Light Kit with Two Blue Lights	\$462.00
	FORKLIFT MOUNTS	7170-0511	Dual Fixed Safety Light Kit with One Blue Light and One Red Light	\$462.00
NEW	FORKLIFT MOUNTS	7160-0850	TYRI Redline magnetic light mount	\$89.00

RESELLER PRICING
EFFECTIVE 1-1-2017



Code	Product Category	Item Number	Product Description	2017 List Price
LIND Material Handling Power Adapters				
	FORKLIFT ACCESSORY	15202	Lind PA1555I-2305 DC/DC Power Adapter for Panasonic docking stations and cradles; provides regulated power for forklifts or heavy equipment that have a 12 - 32 volt DC input power range.	\$299.00
	FORKLIFT ACCESSORY	15203	Lind PA1555I-2194 DC/DC Power Adapter for Panasonic docking stations and cradles; provides regulated power for forklifts or heavy equipment that have a 20 to 60 volt DC input power range.	\$299.00
	FORKLIFT ACCESSORY	16078	Lind GE1950I-4157 DC/DC Power Adapter for Getac docking stations and cradles; provides regulated power for forklifts or heavy equipment that have a 20 to 60 volt DC input power range.	\$299.00
	FORKLIFT ACCESSORY	16079	Lind GE1950I-4313 DC/DC Power Adapter for Getac docking stations and cradles; provides regulated power for forklifts or heavy equipment that have a 12 to 32 volt DC input power range.	\$299.00
	FORKLIFT ACCESSORY	16411	Lind DC/DC Power Adapter for Zebra ET50/55 Docking Stations (Item No. 7160-0773-00, 7160-0788-00) and Powered Cradles (Item No. 7160-0818-04, 7160-0819-04); provides regulated power for forklifts or heavy equipment that have a 12 - 32 volt DC input power range.	\$299.00
	FORKLIFT ACCESSORY	16412	Lind DC/DC Power Adapter for Zebra ET50/55 Docking Stations (Item No. 7160-0773-00, 7160-0788-00) and Powered Cradles (Item No. 7160-0818-04, 7160-0819-04); provides regulated power for forklifts or heavy equipment that have a 20 to 60 volt DC input power range.	\$299.00
	FORKLIFT ACCESSORY	16513	Lind-GE 80 V Power supply, GE1950I-4317, intended for material handling solutions	\$320.00
	FORKLIFT ACCESSORY	16514	Lind-Panasonic 80 V Power supply, PA1555I-2425, intended for material handling solutions	\$300.09
	FORKLIFT ACCESSORY	16515	Lind-GE 80 V Power supply, Zebra 1235I-4508, intended for material handling solutions	\$300.09

RESELLER PRICING
EFFECTIVE 1-1-2017



Code	Product Category	Item Number	Product Description	2017 List Price
VEHICLE MOUNTING PACKAGES - NO SUBSTITUTIONS				
	VEHICLE PACKAGES	7170-0128	Kit, Ford Expedition 2007 - 2015, MCS	\$1,268.96
	VEHICLE PACKAGES	7170-0129	Kit, Ford Expedition 2007 - 2015, Pedestal	\$691.13
	VEHICLE PACKAGES	7170-0130	Kit, Ford E-Series 2006 - 2014 Pedestal	\$546.93
Faceplate / Filler Panel Program	VEHICLE PACKAGES	7170-0131	Kit, Ford Transit Connect 2010 - 2013, Pedestal	\$444.96
Faceplate / Filler Panel Program	VEHICLE PACKAGES	7170-0132	Kit, Ford Super Duty F250-F750 2011-2015, MCS	\$1,424.49
	VEHICLE PACKAGES	7170-0133	Kit, Ford Super Duty F250-F750 2011-2015, Pedestal	\$696.28
Faceplate / Filler Panel Program	VEHICLE PACKAGES	7170-0134	Kit, Ford F150 2011 - 2014, MCS	\$1,326.84
	VEHICLE PACKAGES	7170-0135	Kit, Ford F150 2011 - 2014, Pedestal	\$668.47
	VEHICLE PACKAGES	7170-0136	Kit, Dodge RAM 1500-5500 2002 - 2014, Pedestal	\$721.00
Faceplate / Filler Panel Program	VEHICLE PACKAGES	7170-0137	Kit, Dodge Charger 2011-2014, MCS	\$865.20
	VEHICLE PACKAGES	7170-0138	Kit, Dodge Charger 2011-2014, Pedestal	\$662.29
	VEHICLE PACKAGES	7170-0139	Kit, Chevrolet Colorado 2004 - 2012, Pedestal	\$507.79
	VEHICLE PACKAGES	7170-0140	Kit, Chevrolet G-Series Van 2010 - 2014, Pedestal	\$547.96
Faceplate / Filler Panel Program	VEHICLE PACKAGES	7170-0141	Kit, Chevrolet Silverado 2000 - 2013/Tahoe 2000 - 2014/Suburban 2000 - 2014, MCS	\$1,382.26
	VEHICLE PACKAGES	7170-0142	Kit, Chevrolet Silverado 2000 - 2013/Tahoe 2000 - 2014/Suburban 2000 - 2014, Pedestal	\$668.47
Faceplate / Filler Panel Program	VEHICLE PACKAGES	7170-0143	Kit, Chevrolet Impala 2006 - 2013 & 2014 Model PPV, MCS	\$848.72
	VEHICLE PACKAGES	7170-0144	Kit, Chevrolet Impala 2006 - 2013 & 2014 Model PPV, Pedestal	\$706.68
Faceplate / Filler Panel Program	VEHICLE PACKAGES	7170-0145	Kit, Chevrolet Caprice PPV 2011 - 2013, MCS	\$1,030.00
	VEHICLE PACKAGES	7170-0146	Kit, Chevrolet Caprice PPV 2011 - 2013, Pedestal	\$706.68
	VEHICLE PACKAGES	7170-0147	Kit, Ford Sedan Police Interceptor 2011 - 2014, Pedestal	\$691.13
	VEHICLE PACKAGES	7170-0148	Kit, Ford Utility Police Interceptor 2011 - 2014, Pedestal	\$691.13
Faceplate / Filler Panel Program	VEHICLE PACKAGES	7170-0165	Kit, Ford Sedan Police Interceptor 2011 - 2014, MCS Console Box with Quad Motion TS5	\$739.54
Faceplate / Filler Panel Program	VEHICLE PACKAGES	7170-0166	Kit, Ford Utility Police Interceptor 2011 - 2014, MCS Console Box & Monogoose Motion Attachment	\$894.04
	VEHICLE PACKAGES	7170-0214	Kit, Chevy Silverado / GMC Sierra Truck 2014-2105, Pedestal	\$715.85
	VEHICLE PACKAGES	7170-0220	Kit, Chevy Caprice PPV 2014-2015, Pedestal	\$702.46
Faceplate / Filler Panel Program	VEHICLE PACKAGES	7170-0221	Kit, Chevy Caprice PPV 2014-2015, MCS	\$857.99
Faceplate / Filler Panel Program	VEHICLE PACKAGES	7170-0222	Kit, Chevy Tahoe PPV 2007 - 2014, MCS	\$931.12
	VEHICLE PACKAGES	7170-0226	Kit, Ford Transit 2015+, Pedestal	\$575.77
	VEHICLE PACKAGES	7170-0232	Kit, Ford Escape 2010-2012 - Vehicle Base, DS-140, DS-LOWER-9, 7160-0178, 7160-0500, 7160-0230	\$604.61
	VEHICLE PACKAGES	7170-0233	Kit, Ford Escape 2013+ - Vehicle Base, 7160-0451, DS-LOWER-13, 7160-0178, 7160-0500, 7160-0230	\$594.31
	VEHICLE PACKAGES	7170-0234	Kit, Ford Fusion 2013+ - Vehicle Base, 7160-0260, DS-LOWER-9, 7160-0178, 7160-0500, 7160-0230	\$604.61
	VEHICLE PACKAGES	7170-0235	Kit, Toyota Prius 2009+ - Vehicle Base, 7160-0590, DS-LOWER-13, 7160-0178, 7160-0500, 7160-0230	\$641.69
	VEHICLE PACKAGES	7170-0236	Kit, Ford F150 truck (2015+) Vehicle Base - 7160-0554, DS-LOWER-9, 7160-0178, 7160-0230, 7160-0220	\$697.31
Faceplate / Filler Panel Program	VEHICLE PACKAGES	7170-0237-00	Kit, 2015+ Tahoe Console Box (Silverado Truck). Includes 3 faceplates and 3 filler panels.	\$478.95
Faceplate / Filler Panel Program	VEHICLE PACKAGES	7170-0237-01	Kit, 2015+ Tahoe Console Box (Silverado Truck) w/Rest & Cup Holder. Includes 3 faceplates and 3 filler panels.	\$609.76
Faceplate / Filler Panel Program	VEHICLE PACKAGES	7170-0237-02	Kit, 2015+ Tahoe Console Box (Silverado Truck) and Wire /Cable Chase. Includes 3 faceplates and 3 filler panels.	\$572.68
Faceplate / Filler Panel Program	VEHICLE PACKAGES	7170-0237-03	Kit, 2015+ Tahoe Console Box (Silverado Truck) w/Rest & Cup Holder and Wire /Cable Chase. Includes 3 faceplates and 3 filler panels.	\$709.67
Faceplate / Filler Panel Program	VEHICLE PACKAGES	7170-0237-04	Kit, 2015+ Tahoe Console Box (Silverado Truck) w/Rest & Cup Holder, Wire /Cable Chase and 7160-0220. Includes 3 faceplates and 3 filler panels.	\$1,036.18
	VEHICLE PACKAGES	7170-0238	Kit, Ford Transit Connect (2014+) Vehicle Base - 7160-0536, DS-LOWER-9, 7160-0178, 7160-0230, 7160-0500	\$600.49
	VEHICLE PACKAGES	7170-0239	Kit, RAM Promaster (2014+) Van Vehicle Base - 7160-0527, DS-LOWER-7, 7160-0178, 7160-0230, 7160-0500	\$613.88
	VEHICLE PACKAGES	7170-0500	Kit, RAM Promaster City (2015+) Van Vehicle Base - 7160-0553, DS-LOWER-9, 7160-0178, 7160-0230, 7160-0500	\$662.29
	VEHICLE PACKAGES	7170-0501	Kit, Mercedes Sprinter Van Vehicle Base - 7160-0013, DS-LOWER-5, 7160-0177, 7160-0230, 7160-0220	\$697.31
	VEHICLE PACKAGES	7170-0502	Kit, Nissan NV Van Vehicle Base - 7160-0342, DS-LOWER-13, 7160-0178, 7160-0230, 7160-0220	\$679.80
	VEHICLE PACKAGES	7170-0503	Kit Nissan NV200 Van / Chevy City Express Van Vehicle Base - 7160-0557; DS-LOWER-9; 7160-0178; 7160-0230; 7160-0500	\$613.88
	VEHICLE PACKAGES	7170-0546-00	Kit, Ford F-150 Leg Kit 7160-0555 and Utility Specific Console 7160-0548	\$542.81

RESELLER PRICING
EFFECTIVE 1-1-2017



Code	Product Category	Item Number	Product Description	2017 List Price
PANASONIC DOCKING STATIONS AND CRADLES				
	CRADLES / DOCKS	7160-0207	Panasonic Toughbook 19 MK 1/3 Docking Station, No RF (limited availability - please ask your inside sales Representative)	\$1,072.23
	CRADLES / DOCKS	7160-0207-02	Panasonic Toughbook 19 MK 1/3 Docking Station, Dual RF (limited availability - please ask your inside sales Representative)	\$1,317.37
	CRADLES / DOCKS	7160-0264-00	Panasonic Toughbook 19 MK 4/6 Docking Station, No RF	\$1,072.23
	CRADLES / DOCKS	7160-0264-02	Panasonic Toughbook 19 MK 4/6 Docking Station, Dual RF	\$1,317.37
	CRADLES / DOCKS	7160-0264-05	Panasonic CF18/19 cradle	\$286.34
	CRADLES / DOCKS	7160-0318-00	Panasonic Toughbook CF-31 vehicle docking station with No RF/Standard Lock	\$1,072.23
	CRADLES / DOCKS	7160-0318-01	Panasonic Toughbook CF-31 vehicle docking station with Single RF/Standard Lock	\$1,272.05
	CRADLES / DOCKS	7160-0318-02	Panasonic Toughbook CF-31 vehicle docking station with Dual RF/Standard Lock	\$1,324.58
	CRADLES / DOCKS	7160-0318-04	Panasonic Toughbook CF-31 vehicle docking station with No RF/Standard Lock with LIND INTEGRATED power supply	\$1,359.60
	CRADLES / DOCKS	7160-0318-05	Panasonic Toughbook CF-31 vehicle docking station with Single RF/Standard Lock with LIND INTEGRATED power supply	\$1,560.45
	CRADLES / DOCKS	7160-0318-06	Panasonic Toughbook CF-31 vehicle docking station with Dual RF/Standard Lock with LIND INTEGRATED power supply	\$1,606.80
	CRADLES / DOCKS	7160-0318-07	Panasonic Toughbook CF-31 vehicle docking station with No RF/AUTO Lock	\$1,072.23
	CRADLES / DOCKS	7160-0318-08	Panasonic Toughbook CF-31 vehicle docking station with Single RF/AUTO Lock	\$1,272.05
	CRADLES / DOCKS	7160-0318-09	Panasonic Toughbook CF-31 vehicle docking station with Dual RF/AUTO Lock	\$1,324.58
	CRADLES / DOCKS	7160-0318-10	Panasonic Toughbook CF-31 vehicle docking station with No RF/AUTO Lock with LIND INTEGRATED power supply	\$1,359.60
	CRADLES / DOCKS	7160-0318-11	Panasonic Toughbook CF-31 vehicle docking station with Single RF/AUTO Lock with LIND INTEGRATED power supply	\$1,560.45
	CRADLES / DOCKS	7160-0318-12	Panasonic Toughbook CF-31 vehicle docking station with Dual RF/AUTO Lock with LIND INTEGRATED power supply	\$1,606.80
	CRADLES / DOCKS	7160-0344	Panasonic PDRC Extension Cable Kit for PDRC model CF-VDL03U	\$229.69
	CRADLES / DOCKS	7160-0393-00	Panasonic Toughbook CF53 Docking Station - NO RF	\$1,028.97
	CRADLES / DOCKS	7160-0393-02	Panasonic Toughbook CF53 Docking Station - DUAL RF	\$1,337.97
	CRADLES / DOCKS	7160-0393-04	Panasonic Toughbook CF53 Docking Station - INTERNAL POWER NO RF	\$1,364.75
	CRADLES / DOCKS	7160-0393-06	Panasonic Toughbook CF53 Docking Station - INTERNAL POWER DUAL RF	\$1,595.47
	CRADLES	7160-0415	CF53 Cradle	\$331.66
	CRADLES / DOCKS	7160-0486-00	TabCruzer® Vehicle Docking Station for the Panasonic Toughpad FZ-G1. No RF, Keyed Alike lock. Gamber-Johnson hole pattern.	\$704.52
	CRADLES / DOCKS	7160-0486-02	TabCruzer® Vehicle Docking Station for the for the Panasonic Toughpad FZ-G1. DUAL RF, Keyed Alike lock. Gamber-Johnson hole pattern.	\$943.48
	CRADLES / DOCKS	7160-0486-03	TabCruzer® Vehicle Docking Station for the for the Panasonic Toughpad FZ-G1. No RF, Keyed Differently lock. Gamber-Johnson hole pattern.	\$704.52
	CRADLES / DOCKS	7160-0486-04	TabCruzer® Vehicle Docking Station for the for the Panasonic Toughpad FZ-G1. DUAL RF, Keyed Differently lock. Gamber-Johnson hole pattern.	\$943.48
	CRADLES / DOCKS	7160-0487-00	TabCruzer® Vehicle Docking Station for the for the Panasonic Toughpad FZ-G1. No RF, Keyed Alike lock. VESA 75 hole pattern.	\$704.52
	CRADLES / DOCKS	7160-0487-02	TabCruzer® Vehicle Docking Station for the for the Panasonic Toughpad FZ-G1. DUAL RF, Keyed Alike lock. VESA 75 hole pattern.	\$943.48
	CRADLES / DOCKS	7160-0487-03	TabCruzer® Vehicle Docking Station for the for the Panasonic Toughpad FZ-G1. No RF, Keyed Differently lock. VESA 75 hole pattern.	\$704.52
	CRADLES / DOCKS	7160-0487-04	TabCruzer® Vehicle Docking Station for the for the Panasonic Toughpad FZ-G1. DUAL RF, Keyed Differently lock. VESA 75 hole pattern.	\$943.48
	CRADLES / DOCKS	7160-0489-00	TabCruzer™ Vehicle CRADLE for the Panasonic FZ-G1 tablet computer. Keyed Alike lock. Gamber-Johnson hole pattern.	\$314.15
	CRADLES / DOCKS	7160-0489-03	TabCruzer™ Vehicle CRADLE for the Panasonic FZ-G1 tablet computer. Keyed Differently lock. Gamber-Johnson hole pattern.	\$314.15
	CRADLES / DOCKS	7160-0490-00	TabCruzer™ Vehicle CRADLE for the Panasonic FZ-G1 tablet computer. Keyed Alike lock. VESA 75 hole pattern.	\$314.15
	CRADLES / DOCKS	7160-0490-03	TabCruzer™ Vehicle CRADLE for the Panasonic FZ-G1 tablet computer. Keyed Differently lock. VESA 75 hole pattern.	\$314.15
	CRADLES / DOCKS	7160-0496	Integrated power supply KIT for the CF31 docking station	\$288.40
	CRADLES / DOCKS	7160-0531-00	Panasonic Toughpad M1 Vehicle Docking Station. LITE port replication, NO RF	\$678.77
	CRADLES / DOCKS	7160-0531-02	Panasonic Toughpad M1 Vehicle Docking Station. LITE port replication, DUAL RF	\$833.27

RESELLER PRICING
EFFECTIVE 1-1-2017



Code	Product Category	Item Number	Product Description	2017 List Price
PANASONIC DOCKING STATIONS AND CRADLES				
	CRADLES / DOCKS	7160-0531-03	Panasonic Toughpad M1 Vehicle Docking Station. FULL port replication, NO RF	\$849.75
	CRADLES / DOCKS	7160-0531-04	Panasonic Toughpad M1 Vehicle Docking Station. FULL port replication, DUAL RF	\$1,004.25
	CRADLES / DOCKS	7160-0543-00	Panasonic M1 Cradle. No electronics.	\$324.45
	CRADLES / DOCKS	7160-0564	Panasonic FZ-X1 / FZ-E1 Powered Cradle	\$432.60
	CRADLES / DOCKS	7160-0577-00	Panasonic Toughbook CF54 Docking Station - NO RF	\$1,131.97
	CRADLES / DOCKS	7160-0577-02	Panasonic Toughbook CF54 Docking Station - DUAL RF	\$1,337.97
	CRADLES / DOCKS	7160-0578-00	Panasonic Toughbook CF54 Cradle. (No electronics)	\$406.85
	CRADLES / DOCKS	7160-0594	Panasonic FZX1/ E1 Cradle	\$299.00
	CRADLES / DOCKS	7160-0595-00	TabCruzer® SLIM Vehicle Docking Station for the for the Panasonic Toughpad FZ-G1. No RF, Keyed Alike lock. VESA 75 hole pattern.	\$704.52
	CRADLES / DOCKS	7160-0595-02	TabCruzer® SLIM Vehicle Docking Station for the for the Panasonic Toughpad FZ-G1. DUAL RF, Keyed Alike lock. VESA 75 hole pattern.	\$943.48
	CRADLES / DOCKS	7160-0862	Notepad V - Q1	\$331.00
	CRADLES / DOCKS	7160-0759-00	TabCruzer® SLIM Vehicle CRADLE for Panasonic Toughpad FZ-G1. (No Electronics). VESA 75 hole pattern.	\$314.15
	CRADLES / DOCKS	7160-0798	Panasonic FZM1 Cradle	\$315.00
	DOCK ACCESSORY	PAN WARRANTY 1	4th year extended warranty (price per dock)	\$85.00
	DOCK ACCESSORY	PAN WARRANTY 2	4th & 5th year extended warranty (price per dock)	\$168.00
PANASONIC DOCKING STATION KITS (Dock bundled with a Power Supply)				
	CRADLES / DOCKS	7160-0264-03	KIT: Panasonic Toughbook 19 MK 4/6 NO RF Docking Station W/EXT LIND PWR SPLY(#11798). (4) USB, (2) Serial, Ethernet, No RF	\$1,176.23
	CRADLES / DOCKS	7160-0264-04	KIT: Panasonic Toughbook 19 MK 4/6 DUAL RF Docking Station W/EXT LIND PWR SPLY(#11798). (4) USB, (2) Serial, Ethernet, Dual RF	\$1,421.37
	CRADLES / DOCKS	7170-0250	Gamber-Johnson CF-54 DOCKING STATION KIT - includes NO RF Dock for Panasonic Toughbook 54 with LIND EXTERNAL Power Supply 14103	\$1,258.97
	CRADLES / DOCKS	7170-0251	Gamber-Johnson CF-54 DOCKING STATION KIT - includes DUAL RF Dock for Panasonic Toughbook 54 with LIND EXTERNAL Power Supply 14103	\$1,464.97

RESELLER PRICING
EFFECTIVE 1-1-2017



Code	Product Category	Item Number	Product Description	2017 List Price
GETAC DOCKING STATIONS AND CRADLES				
	CRADLES / DOCKS	7160-0505-00	Getac S400 Vehicle Docking Station NO RF	\$1,121.67
	CRADLES / DOCKS	7160-0505-02	Getac S400 Vehicle Docking Station DUAL RF	\$1,353.42
	CRADLES / DOCKS	7160-0515-00	Getac V110 Vehicle Docking Station NO RF	\$1,066.05
	CRADLES / DOCKS	7160-0515-03	Getac V110 Vehicle Docking Station TRI RF	\$1,236.00
	CRADLES / DOCKS	7160-0526-00	Getac B300 Vehicle Docking Station - NO RF 3.0 USB	\$1,152.57
	CRADLES / DOCKS	7160-0526-02	Getac B300 Vehicle Docking Station - DUAL RF 3.0 USB	\$1,384.32
	CRADLES / DOCKS	7160-0542-00	Getac F110 Vehicle Docking Station, NO RF	\$771.47
	CRADLES / DOCKS	7160-0542-03	Getac F110 Vehicle Docking Station, TRI RF	\$988.80
	CRADLES / DOCKS	7160-0565-00	Getac T800 Vehicle Docking Station, NO RF.	\$710.70
	CRADLES / DOCKS	7160-0565-03	Getac T800 Vehicle Docking Station, TRIPLE RF.	\$866.23
	CRADLES / DOCKS	7160-0568-00	Getac V110 Cradle, NO RF, No electronics.	\$508.82
	CRADLES / DOCKS	7160-0568-03	Getac V110 Cradle, TRI RF, No electronics.	\$678.77
	CRADLES / DOCKS	7160-0570-00	Getac B300 Cradle, No electronics	\$555.17
	CRADLES / DOCKS	7160-0573-00	Getac S400 Cradle, No electronics.	\$524.27
	CRADLES / DOCKS	7160-0576-00	Getac F110 Cradle, NO RF, No electronics.	\$370.80
	CRADLES / DOCKS	7160-0576-03	Getac F110 Cradle, TRI RF, No electronics.	\$560.92
	CRADLES / DOCKS	7160-0583-00	Getac T800 Cradle, No electronics.	\$354.32
	CRADLES / DOCKS	7160-0583-03	Getac T800 Cradle, TRI RF, No electronics.	\$509.85
	CRADLES / DOCKS	7160-0760-00	Getac RX10 Vehicle Docking Station NO RF	\$645.00
	CRADLES / DOCKS	7160-0760-03	Getac RX10 Vehicle Docking Station TRI RF	\$802.00
NEW	CRADLES / DOCKS	7160-0760-04	Getac RX10 M4, No RF Dock	\$645.00
NEW	CRADLES / DOCKS	7160-0760-05	Getac RX10 M4, TRI- RF Dock	\$802.00
	CRADLES / DOCKS	7160-0792-00	Getac RX10 Cradle, NO RF, No electronics.	\$345.00
	CRADLES / DOCKS	7160-0792-03	Getac RX10 Cradle, TRI RF, No electronics.	\$494.00
NEW	CRADLES / DOCKS	7160-0792-04	Getac RX10 M4, No RF Cradle	\$345.00
NEW	CRADLES / DOCKS	7160-0792-05	Getac RX10 M4, TRI- RF Cradle	\$494.00
	CRADLES / DOCKS	7160-0790-00	Getac S410 Docking Station no RF	\$950.00
	CRADLES / DOCKS	7160-0790-03	Getac S410 Docking Station Tri-RF	\$1,200.00
	CRADLES / DOCKS	7160-0791-00	Getac S410 Cradle No RF	\$495.00
	CRADLES / DOCKS	7160-0791-03	Getac S410 Cradle Tri-RF	\$645.00
	CRADLES / DOCKS	GET WARRANTY 1	4th year extended warranty (price per dock)	\$85.00
	CRADLES / DOCKS	GET WARRANTY 2	4th & 5th year extended warranty (price per dock)	\$168.00
GETAC DOCKING STATION KITS (Dock bundled with a Power Supply)				
	CRADLES / DOCKS	7160-0568-04	Getac V110 Cradle KIT: V110 NO RF CRADLE (7160-0568-00) with External LIND Power Supply (15110)	\$612.82
	CRADLES / DOCKS	7160-0568-05	Getac V110 Cradle KIT: V110 TRI RF CRADLE (7160-0568-03) with External LIND Power Supply (15110)	\$782.77
	CRADLES / DOCKS	7170-0240	Getac F110 KIT: F110 NO RF Vehicle docking station (7160-0542-00) with External LIND Power Supply (15110)	\$875.47
	CRADLES / DOCKS	7170-0241	Getac F110 KIT: F110 TRI RF Vehicle docking station (7160-0542-03) with External LIND Power Supply (15110)	\$1,092.80
	CRADLES / DOCKS	7170-0242	Getac V110 KIT: V110 NO RF Vehicle docking station (7160-0515-00) with External LIND Power Supply (15110)	\$1,170.05
	CRADLES / DOCKS	7170-0243	Getac V110 KIT: V110 TRI RF Vehicle docking station (7160-0515-03) with External LIND Power Supply (15110)	\$1,340.00
	CRADLES / DOCKS	7170-0244	Getac T800 KIT: T800 NO RF Vehicle docking station (7160-0565-00) with External LIND Power Supply (15110)	\$814.70
	CRADLES / DOCKS	7170-0245	Getac T800 KIT: T800 TRI RF Vehicle docking station (7160-0565-03) with External LIND Power Supply (15110)	\$970.23
	CRADLES / DOCKS	7170-0246	Getac T800 KIT: T800 CRADLE (7160-0583-00) with External LIND Power Supply (15110)	\$458.32
	CRADLES / DOCKS	7170-0247	Getac T800 KIT: T800 CRADLE w/TRI RF (7160-0583-03) with External LIND Power Supply (15110)	\$613.85
	CRADLES / DOCKS	7170-0248	Getac F110 KIT: F110 NO RF CRADLE (7160-0576-00) with External LIND Power Supply (15110)	\$474.80
	CRADLES / DOCKS	7170-0249	Getac F110 KIT: F110 TRI RF CRADLE (7160-0576-03) with External LIND Power Supply (15110)	\$684.92
	CRADLES / DOCKS	7170-0536	Getac S410 Docking Station No-RF (7160-0790-00) w/ 120 W Lind Power supply (16494)	\$1,082.04
	CRADLES / DOCKS	7170-0537	Getac S410 Docking Station Tri-RF (7160-0790-03) w/ 120 W Lind Power supply (16494)	\$1,332.04
	CRADLES / DOCKS	7170-0538	Getac S410 Cradle No-RF (7160-0791-00) w/ 120 W Lind Power supply (16494)	\$627.04
	CRADLES / DOCKS	7170-0539	Getac S410 Cradle Tri-RF (7160-0791-03) w/ 120 W Lind Power supply (16494)	\$777.04
SAMSUNG DOCKING STATIONS & CRADLES				
	CRADLES / DOCKS	7160-0581	SAMSUNG Powered Docking Station	\$188.49
	CRADLES / DOCKS	7160-0582	SAMSUNG Non-powered Docking Station	\$146.26
	CRADLES / DOCKS	7170-0254	SAMSUNG Powered Dock KIT (7160-0581 dock & 7160-0756 VESA Flex Mount)	\$243.08
	CRADLES / DOCKS	7170-0255	SAMSUNG NON-Powered Dock KIT (7160-0582 dock & 7160-0756 VESA Flex Mount)	\$200.85

RESELLER PRICING
EFFECTIVE 1-1-2017



Code	Product Category	Item Number	Product Description	2017 List Price
DELL DOCKING STATIONS AND CRADLES				
NEW	CRADLES / DOCKS	7160-0840-00	Dell 12" Tablet Dock No RF	\$674.00
NEW	CRADLES / DOCKS	7160-0840-02	Dell 12" Tablet Dock Dual RF	\$869.40
NEW	CRADLES / DOCKS	7160-0881-00	Dell 12" Tablet Cradle No RF	\$239.00
NEW	CRADLES / DOCKS	7170-0552-00	Dell 12" Tablet Dock - NO RF with Lind Power Supply	\$799.00
NEW	CRADLES / DOCKS	7170-0552-02	Dell 12" Tablet Dock - Dual RF with Lind Power Supply	\$994.40
Extended Service Plan				
	DOCK ACCESSORY	ESP - Tablet	Extended Service Plan for tablet docking stations	\$177.61
	DOCK ACCESSORY	ESP - Laptop	Extended Service Plan for laptop docking stations	\$222.23
ZEBRA DOCKING STATIONS AND CRADLES				
	CRADLES / DOCKS	7160-0788-00	ET50/55 8" Docking Station	\$745.00
	CRADLES / DOCKS	7160-0788-04	ET50/55 8" Docking Station Lite	\$730.00
	CRADLES / DOCKS	7160-0819-04	ET50/55 8" Cradle w/ power	\$450.00
	CRADLES / DOCKS	7160-0819-00	ET50/55 8" Cradle no power	\$430.00
	CRADLES / DOCKS	7160-0773-00	ET50/55 10" Docking Station	\$745.00
	CRADLES / DOCKS	7160-0773-04	ET50/55 10" Docking Station Lite	\$730.00
	CRADLES / DOCKS	7160-0818-04	ET50/55 10" Cradle w/ power	\$450.00
	CRADLES / DOCKS	7160-0818-00	ET50/55 10" Cradle no power	\$430.00
ZEBRA DOCKING STATION KITS (Dock bundled with a Power Supply)				
	CRADLES / DOCKS	7170-0528	ET50/55 10" Docking Station and Lind Power Supply (Auto)	\$850.00
	CRADLES / DOCKS	7170-0540	ET50/55 10" Docking Station and Lind Power Supply (Auto) lite	\$835.00
	CRADLES / DOCKS	7170-0530	ET50/55 10" Cradle w/ Power and Lind Power Supply (Auto)	\$555.00
	CRADLES / DOCKS	7170-0520	ET50/55 10" Docking Station and Lind 12/32 VDC Isolated Power Supply	\$1,044.00
	CRADLES / DOCKS	7170-0542	ET50/55 10" Docking Station and Lind 12/32 VDC Isolated Power Supply Lite	\$1,029.00
	CRADLES / DOCKS	7170-0521	ET50/55 10" Docking Station and Lind 20/60 VDC Isolated Power Supply	\$1,044.00
	CRADLES / DOCKS	7170-0541	ET50/55 10" Docking Station and Lind 20/60 VDC Isolated Power Supply lite	\$1,029.00
	CRADLES / DOCKS	7170-0524	ET50/55 10" Cradle w/Power and Lind 12/32 VDC Isolated Power Supply	\$749.00
	CRADLES / DOCKS	7170-0525	ET50/55 10" Cradle w/Power and Lind 20/60 VDC Isolated Power Supply	\$749.00
	CRADLES / DOCKS	7170-0531	ET50/55 8" Cradle w/Power and Lind Power Supply (Auto)	\$555.00
	CRADLES / DOCKS	7170-0529	ET50/55 8" Docking Station and Lind Power Supply (Auto)	\$850.00
	CRADLES / DOCKS	7170-0543	ET50/55 8" Docking Station and Lind Power Supply (Auto) lite	\$835.00
	CRADLES / DOCKS	7170-0522	ET50/55 8" Docking Station and Lind 12/32 VDC Isolated Power Supply	\$1,044.00
	CRADLES / DOCKS	7170-0544	ET50/55 8" Docking Station and Lind 12/32 VDC Isolated Power Supply lite	\$1,029.00
	CRADLES / DOCKS	7170-0523	ET50/55 8" Docking Station and Lind 20/60 VDC Isolated Power Supply	\$1,044.00
	CRADLES / DOCKS	7170-0545	ET50/55 8" Docking Station and Lind 20/60 VDC Isolated Power Supply lite	\$1,029.00
	CRADLES / DOCKS	7170-0526	ET50/55 8" Cradle w/Power and Lind 12/32 VDC Isolated Power Supply	\$749.00
	CRADLES / DOCKS	7170-0527	ET50/55 8" Cradle w/Power and Lind 20/60 VDC Isolated Power Supply	\$749.00

RESELLER PRICING
EFFECTIVE 1-1-2017



Code	Product Category	Item Number	Product Description	2017 List Price
MAX3 Solutions				
	MAX ³	14139	75mm VESA Plate	\$15.45
	MAX ³	14140	100mm VESA Plate	\$19.57
	MAX ³	14141	MAX ³ Extension 50mm	\$9.27
	MAX ³	14142	MAX ³ Extension 100mm	\$10.30
	MAX ³	14143	MAX ³ Extension 150mm	\$11.33
	MAX ³	14144	Round Plate	\$16.48
	MAX ³	14145	Threaded Adapter	\$12.36
	MAX ³	14146	Quick Release Round Plate	\$61.80
	MAX ³	14649	MAX3 suction cup mount	\$112.27
	MAX ³	7160-0286	MAX ³ Knuckle Small Assembly (knuckle, label, Loctite and installation instructions)	\$33.99
	MAX ³	7160-0287	MAX ³ Knuckle Medium Assembly (knuckle, label, Loctite and installation instructions)	\$70.04
	MAX ³	7160-0288	MAX ³ Knuckle Large Assembly (knuckle, label, Loctite and installation instructions)	\$136.99
	MAX ³	7160-0289	MAX ³ Extension 50mm Assembly (Includes: extension, Loctite, thread adapter, installation instructions)	\$20.60
	MAX ³	7160-0290	MAX ³ Extension 100mm Assembly (Includes: extension, Loctite, thread adapter, installation instructions)	\$21.63
	MAX ³	7160-0291	MAX ³ Extension 150mm Assembly (Includes: extension, Loctite, thread adapter, installation instructions)	\$22.66
	MAX ³	7160-0292	MAX ³ Small Knuckle 50mm Kit (Consists of knuckle, 50mm extension, thread adapter, label, Loctite and installation instructions), (holds up to 1 lb.)	\$39.14
	MAX ³	7160-0293	MAX ³ Small Knuckle 100mm Kit (Consists of knuckle, 100mm extension, thread adapter, label, Loctite and installation instructions), (holds up to 1 lb.)	\$41.20
	MAX ³	7160-0294	MAX ³ Small Knuckle 150mm Kit (Consists of knuckle, 150mm extension, thread adapter, label, Loctite and installation instructions), (holds up to 1 lb.)	\$41.20
	MAX ³	7160-0295	MAX ³ Medium Knuckle 50mm Kit , (Consists of knuckle, 50mm extension, thread adapter, label, Loctite and installation instructions) (holds up to 3 lb.)	\$80.34
	MAX ³	7160-0296	MAX ³ Medium Knuckle 100mm Kit (Consists of knuckle, 100mm extension, thread adapter, label, Loctite and installation instructions) (holds up to 3 lb.)	\$83.43
	MAX ³	7160-0297	MAX ³ Medium Knuckle 150mm Kit , (Consists of knuckle, 150mm extension, thread adapter, label, Loctite and installation instructions) (holds up to 3 lb.)	\$84.46
	MAX ³	7160-0298	MAX ³ Large Knuckle 50mm Kit , (Consists of knuckle, 50mm extension, thread adapter, label, Loctite and installation instructions) (holds up to 7 lb.)	\$153.47
	MAX ³	7160-0299	MAX ³ Large Knuckle 100mm Kit , (Consists of knuckle, 100mm extension, thread adapter, label, Loctite and installation instructions) (holds up to 7 lb.)	\$159.65
	MAX ³	7160-0300	MAX ³ Large Knuckle 150mm Kit , (Consists of knuckle, 150mm extension, thread adapter, label, Loctite and installation instructions) (holds up to 7 lb.)	\$161.71
	MAX ³	7160-0312	Visor Mount, Display and Camera	\$303.85
	MAX ³	7160-0325	Visor Mount, Camera Mount Only	\$220.42
	MAX ³	7160-0440	Pole/Surface Bracket - MAX3	\$35.02
	MAX ³	7160-0448	Visor Mount, Display and Camera for Chevy Caprice	\$303.85
	MAX ³	7160-0449	Visor Mount, Camera Mount Only For Chevy Caprice	\$220.42
	MAX ³	7160-0475	Visor Mount, Caprice, Display Only	\$261.62
	MAX ³	7170-0156	TabCruzer Mount™ - Medium Knuckle, 100mm Tube and 2 Round Plates	\$115.36
KERR Industries POWER SUPPLIES AND SHUT DOWN TIMERS				
	KERR Part Number			
	BIT 13	16372	Power Distribution and Shut Timers (3 independent Timers)	\$275.00
KUSSMAUL Electronics				
	KUSSMAUL PN			
	091-219-4	15371	Kussman Dual USB Power Port Module for Switch Knock-outs (43.000)	\$90.00
	091-249	16648	AUX / USB Pass-Through Module for Switch Knock-outs	\$49.00
	091-227	16649	DATA Port, RJ45 Module for Switch Knock-outs	\$49.00
	091-250-12	16650	Auto Mini Battery Display Module for Switch Knock-outs	\$89.00

RESELLER PRICING
EFFECTIVE 1-1-2017



Code	Product Category	Item Number	Product Description	2017 List Price
LIND AUTO POWER ADAPTERS AND SHUT DOWN TIMERS				
	DOCK ACCESSORY	11634	LIND 90W power adapter for Panasonic Toughbook 18/19/27/28/29/30/D1 and Toughpad E1/G1/H2/M1/X1 Docking Stations and cradles (Cigarette lighter adapter)	\$104.00
	DOCK ACCESSORY	11798	LIND 90W power adapter for Panasonic Toughbook 18/ 19/ 27/ 28/ 29/ 30/ and Toughpad E1/ G1/ H2/ M1/ X1 Docking Stations and cradles (hard wired connection)	\$104.00
	DOCK ACCESSORY	13791	Lind Shut Down Timer, Rugged, 2 hour Pre-set	\$72.00
	DOCK ACCESSORY	13792	LIND Shut Down Timer, Low Profile, Adjustable - 5 seconds to 4 hours	\$83.00
	DOCK ACCESSORY	14103	LIND 120W Power Adapter for the Panasonic Toughbook 19/31/53/54 and Toughpad E1, G1, H2, X1 docking station) (hard wired connection)	\$127.00
	DOCK ACCESSORY	14650	(Mountable) LIND 120W power adapter for Panasonic Toughbook 19, 31, 51 (MK3), 52, 53, 54 and Toughpad E1, G1, H2, M1, X1	\$112.00
	DOCK ACCESSORY	15110	LIND 90W Power adapter for Getac B300, F110, S400, T800, and V110 Docking Stations	\$104.00
	DOCK ACCESSORY	16410	Lind 90W Power adapter for the Zebra ET50/55 Docking Stations and Powered Cradles	\$105.00
	DOCK ACCESSORY	16494	Lind 120W Power adapter for the Getac S410	\$132.04
	DOCK ACCESSORY	16710	Lind 190W Power adapter for the Dell 12" Tablet dock	\$125.00
BROTHER PRINTERS AND ACCESSORIES				
	KEYBOARD / PRINTER MOUNT	14327	Brother PocketJet 6 Printer - attaches to any Gamber-Johnson Brother PocketJet Printer Mount. USB Interface 203x200 dpi. Use USB cable #14332. Brother part #PJ622.	\$314.00
	KEYBOARD / PRINTER MOUNT	14328	Brother PocketJet 6 Plus Printer - attaches to any Gamber-Johnson Brother PocketJet Printer Mount. USB Interface 300x300 dpi. Use USB cable #14332. Brother part #PJ623.	\$398.00
	KEYBOARD / PRINTER MOUNT	14329	Brother PocketJet 6 Printer - attaches to any Gamber-Johnson Brother PocketJet Printer Mount. Bluetooth Interface 203x200 dpi. Brother part #PJ662.	\$366.00
	KEYBOARD / PRINTER MOUNT	14330	Brother PocketJet 6 Plus Printer - attaches to any Gamber-Johnson Brother PocketJet Printer Mount. Bluetooth Interface 300x300 dpi. Brother part #PJ663.	\$450.00
	KEYBOARD / PRINTER MOUNT	14331	Car Adapter - wired 14 foot for use with PocketJet 3, 3 Plus, 6, 6 Plus Printers	\$20.00
	KEYBOARD / PRINTER MOUNT	14332	USB Cable - 4 foot for use with PocketJet 3, 3 Plus, 6, 6 Plus Printers	\$11.00
	KEYBOARD / PRINTER MOUNT	14831	USB Cable - 6 foot for use with PocketJet 3, 3 Plus, 6, 6 Plus Printers	\$14.00
	KEYBOARD / PRINTER MOUNT	16498	Brother Pocket Jet 7 Thermal Printer PJ722	\$379.00
	KEYBOARD / PRINTER MOUNT	16499	Brother Pocket Jet 7 Thermal Printer PJ723	\$459.00
	KEYBOARD / PRINTER MOUNT	16500	Brother Pocket Jet 7 Thermal Printer PJ762	\$349.00
	KEYBOARD / PRINTER MOUNT	16501	Brother Pocket Jet 7 Thermal Printer PJ763	\$429.00
	KEYBOARD / PRINTER MOUNT	16502	Brother Pocket Jet 7 Thermal Printer PJ763MFI	\$479.00
	KEYBOARD / PRINTER MOUNT	16503	Brother Pocket Jet 7 Thermal Printer PJ773	\$479.00

RESELLER PRICING
EFFECTIVE 1-1-2017



Code	Product Category	Item Number	Product Description	2017 List Price
IKEY KEYBOARDS				
IKEY Part Number:				
	BT-80-02	7300-0028	Rechargeable Bluetooth® Keyboard for Windows 8. Fully Sealed, IP68 Case, Bluetooth® wireless technology, Windows 8 integrated hot keys, VESA Mounting Pattern.	\$399.00
	BT-80-03	7300-0029	Rechargeable Bluetooth® Keyboard for Windows/Android. Fully Sealed, IP65 Case, Bluetooth® wireless technology, Red LED Backlit Keys, VESA Mounting Pattern.	\$399.00
	FT-88-911-TP-USB	7300-0031	Backlit Keyboard with Integrated Touchpad. 12 Function Keys, 88-Key Functionality, Integrated Backlighting, Integrated Touchpad, Mobile Mounting Holes, One-Touch Emergency Key.	\$399.00
	SB-87-TP-M-USB	7300-0032	SkinnyBoard™ Mobile Keyboard with Touchpad. 12 Function Keys, Red Backlit Keys, Integrated Touchpad, Silicone Rubber, VESA Mounting Pattern, Ultra-Thin Design.	\$399.00
	SB-87-TP-USB	7300-0033	SkinnyBoard™ Mobile Keyboard with Touchpad Measures only 0.5" Deep. 12 Function Keys, Fully Sealed, IP65 Case, Integrated Touchpad, Silicone Rubber, Red LED Backlit Keys, USB Connectivity, Ultra-Thin Design.	\$399.00
	SL-86-911-TP-USB	7300-0034	Mountable Keyboard with Touchpad. 86-Key Functionality, Fn Key for Secondary Legend Flexibility, Integrated Touchpad, Meets NEMA 4X (IP65) Specifications, One-Touch Emergency Key, Red Backlit Keys.	\$399.00
	SL-86-911-USB	7300-0035	OEM Keyboard for Public Safety. 86-Key Functionality, Fn Key for Secondary Legend Flexibility, Integrated Touchpad, Meets NEMA 4X (IP65) Specifications, One-Touch Emergency Key, Red Backlit Keys.	\$399.00
	BT-80-TP	7300-0037	Bluetooth-Compatible keyboard with Touchpad. Wireless industrial keyboard, Fully-sealed keyboard - meets NEMA 4X specifications, Silicone rubber keypad and ABS polycarbonate case, Submersible and easy to clean with disinfectants, Compact design and internal Bluetooth® module, Red LED backlighting.	\$499.00
	IK-TR-911 Red	7300-0082	Full Travel Keyboard with Attachment Versatility. 12 Function Keys, 88-Key Functionality, Integrated Backlighting, Integrated Touchpad, Mobile Mounting Holes, One-Touch Emergency Key.	\$499.00
	IK-TR-911 White	7300-0083	Full Travel Keyboard with Attachment Versatility. 12 Function Keys, 88-Key Functionality, Integrated Backlighting, Integrated Touchpad, Mobile Mounting Holes, One-Touch Emergency Key.	\$499.00
	IK-TR-911 Green	7300-0084	Full Travel Keyboard with Attachment Versatility. 12 Function Keys, 88-Key Functionality, Integrated Backlighting, Integrated Touchpad, Mobile Mounting Holes, One-Touch Emergency Key.	\$499.00
- Freight charges will be applied to all IKEY Product orders - Gamber-Johnson Reseller freight discounts do not apply - IKEY Merchandise returns subject to 35% restock fees.				
MNSTAR WIRING SYSTEMS AND COMPONENTS				
MNSTAR Part Number:				
POWER PREP - FULL VEHICLE POWER DISTRIBUTION				
	EDH120	7300-0001	Installer Harness, Power Prep EDH120, 12 Circuit, Trunk Mounted Fuse Panel.	\$757.00
	EDH120-F	7300-0002	Installer harness, Power Prep EDH120, 12 Circuit, Trunk Mounted Fuse Panel, with Front Battery Cable, 6 Ga., Circuit Breaker and 125 Amp Fuse	\$1,166.00
	EDH120-M	7300-0003	Installer harness, Power Prep EDH120, 12 Circuit, Trunk Mounted Fuse Panel, with Mid-Ship Battery Cable, 6 Ga., Circuit Breaker and 125 Amp Fuse	\$1,055.00
	EDH120-R	7300-0004	Installer harness, Power Prep EDH120, 12 Circuit, Trunk Mounted Fuse Panel, with Rear Battery Cable, 6 Ga. Circuit Breaker and 125 Amp Fuse	\$1,021.00
	TH45-0	7300-0042	Integrator Truck Harness, 11 Circuits to Console with Ignition Relay (TH45-0). Underhood Fuse Panel, 125A Master Fuse, Master Cutoff switch Power Distribution Center and Wires that extend to the console and 107" further toward rear of vehicle.	\$804.00
	TH45-VM	7300-0043	Integrator Truck Harness, 11 Circuits to Console with DR40-VM Voltage Sensing Timer (TH45-VM). Underhood Fuse Panel, 125A Master Fuse, Master Cutoff switch Power Distribution Center and Wires that extend to the console and 107" further toward rear of vehicle.	\$961.00
POWER PREP - POWER DISTRIBUTION TO THE CENTER CONSOLE				
	EDH40-0	7300-0005	Integrator Utility Harness 4 circuits to console with ignition relay	\$340.00
	EDH40-L	7300-0008	Integrator Utility Harness 4 circuits to console with ignition relay and LIND direct connect	\$418.00
	EDH40-VM	7300-0007	Integrator Utility Harness 4 circuits to console with DR40VM voltage monitoring adjustable timer	\$558.00
	EDH40-LVM	7300-0010	Integrator Utility Harness 4 circuits to console with DR40VM voltage monitoring adjustable timer and Lind Direct Connect	\$617.00
	EDH45-0	7300-0011	Integrator Utility Harness 11 circuits to console with ignition relay and LED Indicator	\$629.00
	EDH45-VM	7300-0013	Integrator Utility Harness 11 circuits to console with DR40VM voltage monitoring adjustable timer And LED Indicator	\$802.00

RESELLER PRICING
EFFECTIVE 1-1-2017



Code	Product Category	Item Number	Product Description	2017 List Price
POWER PREP - POWER DISTRIBUTION IN THE CENTER CONSOLE				
	CH40-0	7300-0044	Power Prep Console Harness, 4 Output, Mounts to 2" Console Face Plate (CH40-0). Console Mounted Fuse Panel Power Distribution Center with wires extending to the console.	\$279.00
	CH40-LVM	7300-0045	Power Prep Console Harness, 4 Output, With DR40-VM Timer, Lind Power Connector, Mounts to 2" Console Face Plate (CH40-LVM). Console Mounted Fuse Panel Power Distribution Center with wires extending to the console.	\$608.00
	CH40-VM	7300-0046	Power Prep Console Harness, 4 Output, With DR40-VM Timer, Mounts to 2" Console Face Plate (CH40-VM). Console Mounted Fuse Panel Power Distribution Center with wires extending to the console.	\$521.00
	CH45-0	7300-0047	Power Prep Console Harness, 11 Output, Mounts to 2" Console Face Plate (CH45-0). Console Mounted Fuse Panel, 125A Master Fuse, Master Cutoff switch Power Distribution Center wires extend to the console.	\$474.00
	CH45-VM	7300-0048	Power Prep Console Harness, 11 Output, With DR40-VM Timer, Mounts to 2" Console Face Plate (CH45-VM). Console Mounted Fuse Panel, 125A Master Fuse, Master Cutoff switch Power Distribution Center wires extend to the console.	\$714.00
	UH633-VM	7300-0051	Utility Harness, Battery Cable, Console Mount Fuse Panel: 6 Timed, 3 Ignition, 3 Battery Hot Circuits, DR40-VM Timer (UH633-VM). Console Mounted Fuse Panel, 125A Master Fuse, Master Cutoff switch Power Distribution Center wires extend to the console.	\$857.85
	UH633-VML	7300-0052	Utility Harness, Battery Cable, Console Mount Fuse Panel: 6 Timed, 3 Ignition, 3 Battery Hot Circuits, DR40-VM Timer, Lind Connector (UH633-VML). Console Mounted Fuse Panel, 125A Master Fuse, Master Cutoff switch Power Distribution Center wires extend to the console.	\$961.80
PROTECTOR SERIES - POWER DISTRIBUTION CENTERS FUSE PANELS				
	PD-B6	7300-0053	Protector Fuse Panel, 100 Amp, 6 Outputs, Screw Term (PD-B6)	\$80.00
	PD-B11	7300-0027	Protector Fuse panel, 11 outputs Split: 6 (100 AMP), 5 (40 Amp)	\$95.00
	PD-B12	7300-0054	Protector Fuse Panel, 100 Amp, 12 Outputs, Screw Term (PD-B12)	\$95.00
	PRT-11-VM	7300-0016	Protector Series Fuse Panel 11 circuits with Ignition relay and DR40-VM Voltage Sensing Programmable Timer	\$483.10
PROTECTOR SERIES - DELAY SHUT DOWN TIMERS & ACCESSORIES				
	DR40-VM	7300-0026	Delay shut down timer Voltage Sensing , Programmable up to 2 Hour, 30 AMP Load, Diagnostic LED Indicators, plug-in timer used with the 00-1705 Pigtail.	\$193.60
	PK41-VM	7300-0017	Kit: DR41-VM timer, Voltage sensing, 25 AMP load, 00-1705 pigtail	\$214.00
	PK40VMR	7300-0018	Kit: DR41-VM timer, Voltage sensing, 00-1705 pigtail, 130/300 AMP relay and wiring	\$481.00
	00-1705	7300-0023	Pigtail and Connector for DR40 Series Timers	\$40.39
	SK-1502	7300-0055	200 Amp Master Relay Kit	\$175.90
	SK-1550	7300-0056	75 Amp Relay with Relay Control Connector	\$92.30
	DR-300	16019	Ruggedized USB Power Hub	\$638.00
	MT28	16373	Shut Down Timer with 8 Outputs	\$340.00
MNSTAR Part Number				
	TF2-BC	7300-0019	Integrator Battery Cable, Front Battery, 6 Gauge, with Master Switch and Master Fuse 125 Amp	\$381.00
	TR2-BC	7300-0020	Integrator Battery Cable, Rear Battery, 6 Gauge, with Master Switch and Master Fuse 125 Amp	\$236.00
	TM2-BC	7300-0021	Integrator Battery Cable, Mid-Ship Battery, 6 Gauge, with Master Switch and Master Fuse 125 AMP	\$264.00
INSTALLER LEVEL 1 HARNESSES				
	IFL1	7300-0057	Installer Front Battery, Level 1, Base Harness (IFL1). Installs under hood and thru the main Cabin of the Vehicle.	\$488.00
	IFL1-AS2LEMBYY	7300-0058	Installer Front Battery, Level 1 with Sync, 2nd Speaker, Low Frq Speaker, Front Marker, Mirror and Mid-ship Lights and Dual Y Power Prep (IFL1-AS2LEMBYY). Installs under hood and thru the main Cabin of the Vehicle.	\$988.20
INSTALLER BASE HARNESS OPTIONS (ADD THESE TO BASE (IFL1))				
	(A)	7300-0059	HARNESS OPTION - Vehicle Sense, Right Spot Light, & Rebroadcast (A).	\$49.00
	(S)	7300-0060	HARNESS OPTION - Sync Option, Provides Common Sync Wire at Each Lighthouse (S).	\$58.50
	(2)	7300-0061	HARNESS OPTION - 2nd 100 Watt Siren Speaker, Wire Pair from Siren to Speaker (2).	\$23.30
	(L)	7300-0062	HARNESS OPTION - Low Frequency Siren, 3 Wires from Siren to Speakers (L).	\$33.70
	(E)	7300-0063	HARNESS OPTION - Warning Lights at European/Front Marker Light Locations (E).	\$47.50
	(M)	7300-0064	HARNESS OPTION - Side Mirror Warning Lights (M).	\$44.60
	(B)	7300-0065	HARNESS OPTION - Mid-Ship Lights at the B or C Pillar (B).	\$50.40
	(X)	7300-0066	HARNESS OPTION - Radio Power, 20 Amp, 10 Gauge (X). Front Battery to Console.	\$80.90
	(Y)	7300-0067	HARNESS OPTION - Radio Power, 20 Amp, 10 Gauge (Y). Front Battery to Trunk Tray.	\$96.60
	(Z)	7300-0068	HARNESS OPTION - Radio Power, 20 Amp, 10 Gauge (Z). Rear Battery to Console.	\$98.70
	(W)	7300-0069	HARNESS OPTION - Radio Power, 20 Amp, 10 Gauge (W). Rear Battery to Trunk Tray - Braided.	\$88.00
Installer Base Harness options above are added to the Base Level Harness. Customers may select none, one, or all of the options.				

RESELLER PRICING
EFFECTIVE 1-1-2017



Code	Product Category	Item Number	Product Description	2017 List Price
ACCESSORY HARNESSES: (Additional installation support to augment Level 1 products)				
	00-AH01	7300-0070	Accessory Harness, Truck Rear Lights, 2 Rear Warning Lights (00-AH01), Console to Rear.	\$102.00
	00-AH02	7300-0071	Accessory Harness, Truck Rear Lights, 2 Rear Warning Lights with Work Light 1 Near Cab (00-AH02).	\$134.10
	00-AH03	7300-0072	Accessory Harness, Truck Rear Lights, 2 Rear Warning Lights With Work Light 2 at Rear of Body (00-AH03).	\$141.00
	00-AH04	7300-0073	Accessory Harness, Truck Rear Lights, 2 Rear Warning Lights with Work Light 1 Near Cab & Work Light 2 at Rear of Body (00-AH04).	\$179.00
	00-AH20	7300-0074	Accessory Harness, Lift Gate Harness, 2 Two Color-Warning Lights, 2 Red/White Interior Lights, & 2 Warning Lights (00-AH20). Lift Gate	\$149.60
	00-AH21	7300-0075	Lift Gate Harness, 2 Two Color-Warning Lights, 2 Red/White Interior Lights, 2 Warning Lights & 2 Radio Speaker Pairs (00-AH21).	\$181.80
RADIO POWER HARNESSES: STAND ALONE POWER & GROUND CABLES				
	I-RFC	7300-0076	Installer Radio Prep Power, 20 Amp, 10 Gauge, Braided (I-RFC), Front battery to console.	\$87.20
	(X)	7300-0066	HARNESS OPTION - Radio Power, 20 Amp, 10 Gauge (X). Front Battery to Console.	\$80.90
	I-RFT	7300-0077	Installer Radio Prep Power, 20 Amp, 10 Gauge, Braided (I-RFT), Front Battery to Rear of Vehicle.	\$109.20
	(Y)	7300-0067	HARNESS OPTION - Radio Power, 20 Amp, 10 Gauge (Y). Front Battery to Trunk Tray.	\$96.60
	I-RRC	7300-0078	Installer Radio Prep Power, 20 Amp, 10 Gauge, Braided (I-RRC), Rear Battery to Console.	\$106.30
	(Z)	7300-0068	HARNESS OPTION - Radio Power, 20 Amp, 10 Gauge (Z). Rear Battery to Console.	\$98.70
	I-RRT	7300-0079	Installer Radio Prep Power, 20 Amp, 10 Gauge, Braided (I-RRT), Rear Battery to Trunk Tray.	\$91.00
	(W)	7300-0069	HARNESS OPTION - Radio Power, 20 Amp, 10 Gauge (W). Rear Battery to Trunk Tray - Braided.	\$88.00
- Freight charges will be applied to all MNSTAR Product orders - Gamber-Johnson Reseller freight discounts do not apply - MNSTAR Merchandise returns subject to 35% restock fees. Special Order and "SO" designated SO Components, may not be cancelled after order is placed				
Mobile Mounting Solutions, Inc. Vehicle Power Distribution Units				
MMS Part Number				
	VPDU-1011	7300-0039	MMS Vehicle Power Distribution Unit w/ shutdown timer	\$159.00
	VPDU-1014	7300-0040	MMS Vehicle Power Distribution Unit w/ shutdown timer & 2 USB charging ports	\$249.00
	MM-APDU	7300-0041	MMS Auxiliary Power Distribution Unit	\$349.00
- Freight charges will be applied to all Mobile Mounting Product orders - Gamber-Johnson Reseller freight discounts do not apply - Mobile Mounting Merchandise returns subject to 35% restock fees.				