FINANCIAL ANALYSIS AND MANAGEMENT SYSTEM (FAMS) SUMMARY

SAVE CALC

	FY 2013	FY 2014	FY 2015	FY 2016	FY 2017	FY 2018	FY 2019	FY 2020	FY 2021	FY 2022	FY 2023	Cumulative Change FY 2018	Cumulative Change FY 2023
Override ►			4.50%	4.50%	4.50%	4.50%	4.50%	4.50%	4.50%	4.50%			
Drainage Assessment Increases	0.00%	0.00%	4.50%	4.50%	4.50%	4.50%	4.50%	4.50%	4.50%	4.50%	4.85%	19.26%	49.10%
Last Plan	0.00%	0.00%	0.00%	0.00%	0.00%	20.32%	11.05%	3.11%	3.14%	3.17%	3.21%	20.33%	51.29%
Override ►			4.50%	4.50%	4.50%	4.50%	4.50%	4.50%	4.50%	4.50%	4.85%		
Mowing Assessment Increases	0.00%	0.00%	4.50%	4.50%	4.50%	4.50%	4.50%	4.50%	4.50%	4.50%	4.85%	19.26%	49.12%
Last Plan	0.00%	0.00%	0.00%	0.00%	0.00%	20.32%	11.05%	3.11%	3.14%	3.17%	3.21%	20.33%	51.32%
Override ►			4.50%	4.50%	4.50%	4.50%	4.50%	4.50%	4.50%	4.50%			
Roads Assessment Increases	0.00%	0.00%	4.50%	4.50%	4.50%	4.50%	4.50%	4.50%	4.50%	4.50%	4.85%	19.26%	49.08%
Last Plan	0.00%	0.00%	0.00%	0.00%	0.00%	20.32%	11.05%	3.11%	3.14%	3.17%	3.21%	20.32%	51.27%
CIP Execution % ►	100%	100%	100%	100%	100%	100%	100%	100%	100%	100%	100%	*PS FY14 ►*	98%
Operating Reserve % ►	20%	20%	20%	20%	20%	20%	20%	20%	20%	20%	20%	*OM FY14 ►*	96%
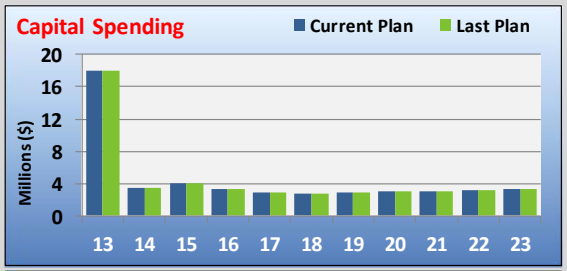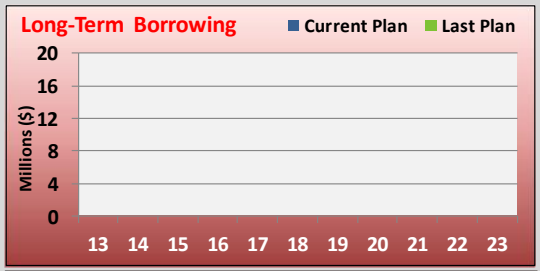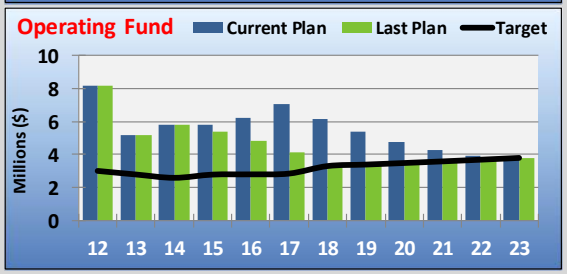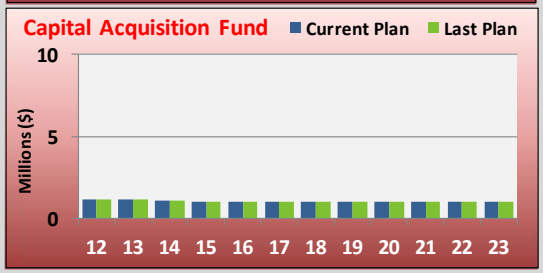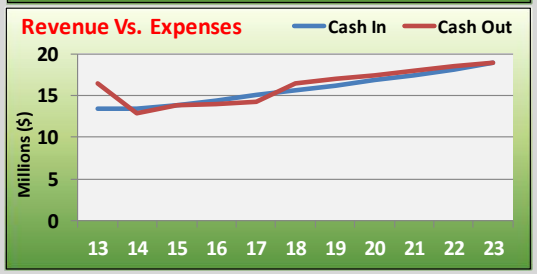
Drainage	$63.71	$63.71	63.71	66.58	69.58	72.71	75.98	79.40	82.97	86.70	90.60	94.99	
Roads	$45.13	$45.13	45.13	47.16	49.28	51.50	53.82	56.24	58.77	61.41	64.17	67.28	*Cap. Acq. Fund* $1,000
Total Annual Assessment		$108.84	108.84	113.74	118.86	124.21	129.80	135.64	141.74	148.11	154.77	162.27	
Last Plan		$108.84	108.84	108.84	108.84	108.84	130.96	145.43	149.94	154.64	159.54	164.66	*Check* $ -