



Index of Tabs

Table / Figure Number	Title	Tab Color	Go There? (Link to Tab)
	<b>General Model Instructions</b>		<a href="#">1.General Model Instructions</a>
	<b>High-Level Financial Plan</b>		
Table BuildingFeeScenario	High-Level Building Fund Financial and Rate Scenario Worksheet		<a href="#">2.Building Div Fin Plan</a>
	<b>Graphical Overview</b>		
Table ES-1	Building Division Financial Overview 1) Building Fund Revenues By Type 2) Building Fund Expenditures By Type 3) Carryforward Cash Balance 4) Fiscal Year 2023 Operating Expense Breakdown 5) Historical and Projected Residential, Commercial, and Additions Permits 6) Historical and Projected Residential, Commercial, and Additions Permit Valuation 7) Total Building Fees for "Typical" 2,450 Square Foot Residential Home with \$300,000 Value 8) Regional Comparison of Total Building Fees for "Typical" 2,450 Square Foot Residential Home with \$300,000 Value		<a href="#">3.Graphical Overview</a>
	Dashboard Data for Building Division Financial Overview		<a href="#">3a.Dashboard Data</a>
	<b>Model Inputs</b>		
Inputs 1	Financial Model General Assumptions / Inputs		<a href="#">4.General Assumptions &amp; Inputs</a>
Inputs 2	Revenue and Expense Codes		<a href="#">5.Revenue &amp; Expense Codes</a>
	<b>Existing and Proposed Fees</b>		
Table ExistProposedFees	Historical and Proposed Building Division Fees		<a href="#">6.Existing &amp; Proposed Fees</a>
	<b>Building Activity and Valuation</b>		
Table BldgActVal	Historical and Assumed Building Division Activities, Valuation, and Billing Determinants		<a href="#">7.Bldg Activity &amp; Valuation</a>
	<b>Revenues</b>		
Table BuildingRev	Projected Building Division Revenues		<a href="#">8.Revenue</a>
Table ActualRev	Building Division Historical and Budgeted Revenues		<a href="#">9.Total Hist and Proj Rev</a>
	<b>Expenditures</b>		
Table BuildingExp	Building Division Historical, Budgeted, and Projected Expenditures		<a href="#">10.Expenditures</a>
	<b>Fee and Charge Reasonableness Checks</b>		
Table BuildingServFees	Development of Service Charges		<a href="#">11.Service Charge Development</a>
Table BuildingPermitDev	Development of Time Estimates for \$300,000 Single Family Home		<a href="#">12.\$300K House Building Permit</a>
	<b>Comparisons</b>		
Table BuildingFeeCompare	Comparison of Building Permit and Inspection Fees as of November 2021 [1]		<a href="#">13.Fee Comparisons</a>
Figure 1	New Single Family Residential Home Permit Cost Based on a \$300,000 Construction Valuation		<a href="#">14.SFR \$300,000 Permit Figure (No Hyperlink)</a>
Figure 2	New Single Family Residential Home Permit Cost Based on a \$1M Construction Valuation		<a href="#">15.SFR \$1M Permit Figure (No Hyperlink)</a>
Figure 3	New Commercial Property Permit Cost Based on a \$2,000,000 Construction Valuation		<a href="#">16.Commercial \$2M Permit Figure (No Hyperlink)</a>
Permit Figure Data	Permit Figure Data		<a href="#">17.Permit Figure Data</a>

## City of North Port, Florida Building Fee Analysis

### GENERAL MODEL INSTRUCTIONS:

To use this model, iterations must be enabled. Go to File → Options → Formulas. Under "Calculation Options" Set the maximum iterations to 100. The model will still work with fewer iterations, but performing

If the model ever gives reference areas, this formula can be used to figure out the problem area:  
=if(isnumber(<insert formula>), <insert formula>,0)

This formula can also be used if the model does not iterate enough. Once the user is familiar with

To help understand how the model works, use the "Trace Precedents" and "Trace Dependents" fun

Many cells are anchored throughout the model. Use the F4 key within formulas to toggle among 1

It is recommended that the user have two (2) monitors so that multiple tabs can be viewed at the s

Throughout the model, a **BLUE** font indicates an input, a **RED** font indicates a link to a different tab or worksheet, and a **BLACK** font indicates calculations or a standard table

**Table BuildingFeeScenario  
City of North Port, Florida**

**High-Level Building Fund Financial and Rate Scenario Worksheet**

Line No.	Description	Fiscal Year Ending September 30,										
		2022	2023	2024	2025	2026	2027	2028	2029	2030	2031	2032
1	<b>Overall Building Fund Revenue Adjustments</b>	<b>0.00%</b>	<b>34.55%</b>	<b>0.00%</b>	<b>0.00%</b>	<b>0.00%</b>	<b>0.00%</b>	<b>0.00%</b>	<b>0.00%</b>	<b>0.00%</b>	<b>0.00%</b>	<b>0.00%</b>
2	<b>Total Building Division Revenue</b>	\$ 4,693,230	\$ 7,246,967	\$ 7,242,093	\$ 7,242,093	\$ 7,242,093	\$ 7,242,093	\$ 7,242,093	\$ 7,242,093	\$ 7,242,093	\$ 7,242,093	\$ 7,242,093
3	<b>Total Building Division Revenue Excluding Other Revenue and Interest Income</b>	\$ 4,682,430	\$ 7,237,093	\$ 7,237,093	\$ 7,237,093	\$ 7,237,093	\$ 7,237,093	\$ 7,237,093	\$ 7,237,093	\$ 7,237,093	\$ 7,237,093	\$ 7,237,093
4	<b>Revenue Based on Rate Design</b>		\$ 7,237,093									
5	<b>Ending Cash and Cash Equivalents Balance [1]</b>	\$ 7,852,090	\$ 7,165,802	\$ 4,729,977	\$ 4,287,256	\$ 3,574,794	\$ 4,829,105	\$ 5,786,026	\$ 6,430,689	\$ 6,747,481	\$ 6,720,007	\$ 6,331,055
6	Maximum Cash Allowed Per Florida Statute 553.80 [2]	\$ 7,198,945	\$ 7,790,500	\$ 7,227,223	\$ 12,065,079	\$ 12,822,757	\$ 13,385,730	\$ 11,742,093	\$ 7,242,093	\$ 7,242,093	\$ 7,242,093	\$ 7,242,093
7	<b>Cash Balance Under Maximum Allowed? [2]</b>	<b>No</b>	<b>Yes</b>	<b>Yes</b>	<b>Yes</b>	<b>Yes</b>	<b>Yes</b>	<b>Yes</b>	<b>Yes</b>	<b>Yes</b>	<b>Yes</b>	<b>Yes</b>
8	Minimum Cash Target [2]	\$ 938,646	\$ 1,449,393	\$ 1,448,419	\$ 1,448,419	\$ 1,448,419	\$ 1,448,419	\$ 1,448,419	\$ 1,448,419	\$ 1,448,419	\$ 1,448,419	\$ 1,448,419
9	<b>Minimum Cash Balance Target Met? [2]</b>	<b>Yes</b>	<b>Yes</b>	<b>Yes</b>	<b>Yes</b>	<b>Yes</b>	<b>Yes</b>	<b>Yes</b>	<b>Yes</b>	<b>Yes</b>	<b>Yes</b>	<b>Yes</b>
10	Starting Cash and Cash Equivalents Balance [1]	\$ 7,473,850	\$ 7,852,090	\$ 7,165,802	\$ 4,729,977	\$ 4,287,256	\$ 3,574,794	\$ 4,829,105	\$ 5,786,026	\$ 6,430,689	\$ 6,747,481	\$ 6,720,007
11	Year-End Surplus / (Deficiency)	378,240	(686,288)	(2,435,825)	(442,721)	(712,462)	1,254,311	956,922	644,663	316,791	(27,474)	(388,952)
12	<b>Operating Expenses</b>	\$ 4,274,990	\$ 4,893,255	\$ 5,137,918	\$ 5,394,814	\$ 5,664,555	\$ 5,947,783	\$ 6,245,172	\$ 6,557,430	\$ 6,885,302	\$ 7,229,567	\$ 7,591,045
13	<b>Adjustment for Differences Between Actual and Budgeted Operating</b>	<b>0%</b>	<b>0%</b>	<b>0%</b>	<b>0%</b>	<b>0%</b>	<b>0%</b>	<b>0%</b>	<b>0%</b>	<b>0%</b>	<b>0%</b>	<b>0%</b>
14	<b>Adjusted Operating Expenses</b> (Does Not Include Depreciation and Amortization Expenses)	\$ 4,274,990	\$ 4,893,255	\$ 5,137,918	\$ 5,394,814	\$ 5,664,555	\$ 5,947,783	\$ 6,245,172	\$ 6,557,430	\$ 6,885,302	\$ 7,229,567	\$ 7,591,045
Other Revenue Requirements												
15	<b>(Minor) Pay-As-You-Go Capital Expenditures</b>	\$ 40,000	\$ 40,000	\$ 40,000	\$ 40,000	\$ 40,000	\$ 40,000	\$ 40,000	\$ 40,000	\$ 40,000	\$ 40,000	\$ 40,000
<b>Cash Outflow for Major Project NOT Considered Buildings or Structures -</b>												
16	<b>Building Permit Software</b>	-	2,500,000	-	-	-	-	-	-	-	-	-
17	<b>Buildings and Structures Cash Outflow - City Hall Remodel Project [2]</b>	-	500,000	2,500,000	-	-	-	-	-	-	-	-
18	<b>Buildings and Structures Cash Outflow - West Villages Development Services Center - Design [2]</b>	-	-	2,000,000	-	-	-	-	-	-	-	-
19	<b>Buildings and Structures Cash Outflow - West Villages Development Services Center - Construction [2]</b>	-	-	-	2,250,000	2,250,000	-	-	-	-	-	-
20	Additional Item	-	-	-	-	-	-	-	-	-	-	-
21	Total Other Revenue Requirements	\$ 40,000	\$ 3,040,000	\$ 4,540,000	\$ 2,290,000	\$ 2,290,000	\$ 40,000	\$ 40,000	\$ 40,000	\$ 40,000	\$ 40,000	\$ 40,000
22	Gross Revenue Requirements	\$ 4,314,990	\$ 7,933,255	\$ 9,677,918	\$ 7,684,814	\$ 7,954,555	\$ 5,987,783	\$ 6,285,172	\$ 6,597,430	\$ 6,925,302	\$ 7,269,567	\$ 7,631,045
Less Income and Funds from Other Sources												
23	<b>Other Revenue</b>	\$ 200	\$ 200	\$ -	\$ -	\$ -	\$ -	\$ -	\$ -	\$ -	\$ -	\$ -
24	<b>Unrestricted Interest Income</b>	10,600	9,674	5,000	5,000	5,000	5,000	5,000	5,000	5,000	5,000	5,000
25	Net Revenue Requirements	\$ 4,304,190	\$ 7,923,382	\$ 9,672,918	\$ 7,679,814	\$ 7,949,555	\$ 5,982,783	\$ 6,280,172	\$ 6,592,430	\$ 6,920,302	\$ 7,264,567	\$ 7,626,045
Revenue from Existing Rates												
26	<b>Building Division Revenue With No Additional Adjustments (Could Assume Economic Downturns)</b>	\$ 4,682,430	\$ 5,378,548	\$ 5,378,548	\$ 5,378,548	\$ 5,378,548	\$ 5,378,548	\$ 5,378,548	\$ 5,378,548	\$ 5,378,548	\$ 5,378,548	\$ 5,378,548
27	Prior Year Rate Adjustment	-	-	1,858,545	1,858,545	1,858,545	1,858,545	1,858,545	1,858,545	1,858,545	1,858,545	1,858,545
28	Total Applicable Rate Revenue	\$ 4,682,430	\$ 5,378,548	\$ 7,237,093	\$ 7,237,093	\$ 7,237,093	\$ 7,237,093	\$ 7,237,093	\$ 7,237,093	\$ 7,237,093	\$ 7,237,093	\$ 7,237,093
29	Rate Adjustments	0.00%	34.55%	0.00%	0.00%	0.00%	0.00%	0.00%	0.00%	0.00%	0.00%	0.00%
30	Effective Months	12	12	12	12	12	12	12	12	12	12	12
31	Percent of Current Year Effective	100.0%	100.0%	100.0%	100.0%	100.0%	100.0%	100.0%	100.0%	100.0%	100.0%	100.0%
32	Revenue from Current Rate Adjustment w/ Effective Months	\$ -	\$ 1,858,545	\$ -	\$ -	\$ -	\$ -	\$ -	\$ -	\$ -	\$ -	\$ -
33	Total Revenue w/ Effective Months	\$ 4,682,430	\$ 7,237,093	\$ 7,237,093	\$ 7,237,093	\$ 7,237,093	\$ 7,237,093	\$ 7,237,093	\$ 7,237,093	\$ 7,237,093	\$ 7,237,093	\$ 7,237,093
34	Revenue Surplus/(Deficiency) Under Proposed Rates	\$ 378,240	\$ (686,288)	\$ (2,435,825)	\$ (442,721)	\$ (712,462)	\$ 1,254,311	\$ 956,922	\$ 644,663	\$ 316,791	\$ (27,474)	\$ (388,952)
35	Revenue Surplus/(Deficiency) as % of Revenue	8.1%	-9.5%	-33.7%	-6.1%	-9.8%	17.3%	13.2%	8.9%	4.4%	-0.4%	-5.4%
36	Total Building Division Revenue	\$4,693,230	\$7,246,967	\$7,242,093	\$7,242,093	\$7,242,093	\$7,242,093	\$7,242,093	\$7,242,093	\$7,242,093	\$7,242,093	\$7,242,093

Footnotes:

- [1] Includes both Building Fund and Building Renewal and Replacement Fund cash balances.
- [2] Amounts derived as follows:

**Table BuildingFeeScenario  
City of North Port, Florida**

**High-Level Building Fund Financial and Rate Scenario Worksheet**

Line No.	Description	Fiscal Year Ending September 30,										
		2022	2023	2024	2025	2026	2027	2028	2029	2030	2031	2032
<b><u>Minimum Cash Target</u></b>												
	Emergency and Disaster Reserve (20% of Annual Revenue)	\$ 938,646	\$ 1,449,393	\$ 1,448,419	\$ 1,448,419	\$ 1,448,419	\$ 1,448,419	\$ 1,448,419	\$ 1,448,419	\$ 1,448,419	\$ 1,448,419	\$ 1,448,419
	<b>Recognized Minimum Cash Target</b>	<b>\$ 938,646</b>	<b>\$ 1,449,393</b>	<b>\$ 1,448,419</b>	<b>\$ 1,448,419</b>	<b>\$ 1,448,419</b>	<b>\$ 1,448,419</b>	<b>\$ 1,448,419</b>	<b>\$ 1,448,419</b>	<b>\$ 1,448,419</b>	<b>\$ 1,448,419</b>	<b>\$ 1,448,419</b>
<b><u>Maximum Cash Allowed Without Allowance for Building and Structure Capital Projects Per Florida Statute 553.80</u></b>												
	Average of Past Four Years of Operating Budgets	\$ 4,198,945	\$ 4,790,500	\$ 5,227,223	\$ 5,565,079	\$ 6,322,757	\$ 6,885,730	\$ 7,242,093	\$ 7,242,093	\$ 7,242,093	\$ 7,242,093	\$ 7,242,093
	Fiscal Year 2023 Operating Budget	\$ 5,816,640										
	Fiscal Year 2022 Operating Budget	\$ 4,990,200										
	Fiscal Year 2021 Operating Budget	\$ 4,211,381										
	Fiscal Year 2020 Operating Budget	\$ 5,890,670										
	Fiscal Year 2019 Operating Budget	\$ 4,069,750										
	Fiscal Year 2018 Operating Budget	\$ 2,623,980										
<b><u>Buildings and Structures Capital Projects</u></b>												
	<b>Project Description</b>	<b>Project Cost to Be Funded By Building Fees</b>	<b>Years of Accrual Remaining (Florida Statutes: Up to Four Years Allowed Per Project)</b>									
	City Hall Remodel Project Cost	\$ 3,000,000	2	1	0	0	0	0	0	0	0	0
	West Villages Development Services Center - Design	\$ 2,000,000	0	0	4	3	2	1	0	0	0	0
	West Villages Development Services Center - Construction	\$ 4,500,000	0	0	0	4	3	2	1	0	0	0
	Additional Project 1	\$ -	0	0	0	0	0	0	0	0	0	0
	Additional Project 2	\$ -	0	0	0	0	0	0	0	0	0	0
	Additional Project 3	\$ -	0	0	0	0	0	0	0	0	0	0
	Additional Project 4	\$ -	0	0	0	0	0	0	0	0	0	0
	Additional Project 5	\$ -	0	0	0	0	0	0	0	0	0	0
	Total	\$ 9,500,000										
	<b>Allowable Cash Balance for Buildings and Structures Capital Projects</b>	<b>\$ 3,000,000</b>	<b>\$ 3,000,000</b>	<b>\$ 2,000,000</b>	<b>\$ 6,500,000</b>	<b>\$ 6,500,000</b>	<b>\$ 6,500,000</b>	<b>\$ 4,500,000</b>	<b>\$ -</b>	<b>\$ -</b>	<b>\$ -</b>	<b>\$ -</b>
	<b>Recognized Maximum Allowable Cash Balance</b>	<b>\$ 7,198,945</b>	<b>\$ 7,790,500</b>	<b>\$ 7,227,223</b>	<b>\$ 12,065,079</b>	<b>\$ 12,822,757</b>	<b>\$ 13,385,730</b>	<b>\$ 11,742,093</b>	<b>\$ 7,242,093</b>	<b>\$ 7,242,093</b>	<b>\$ 7,242,093</b>	<b>\$ 7,242,093</b>

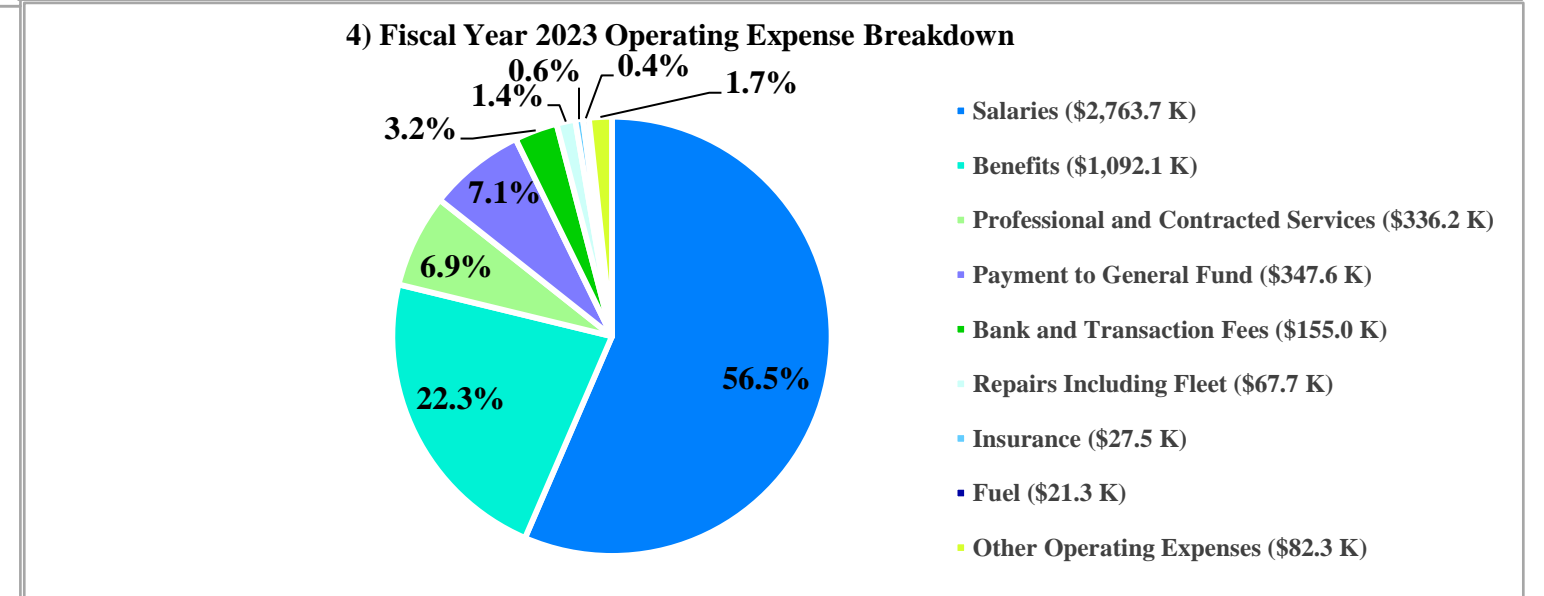
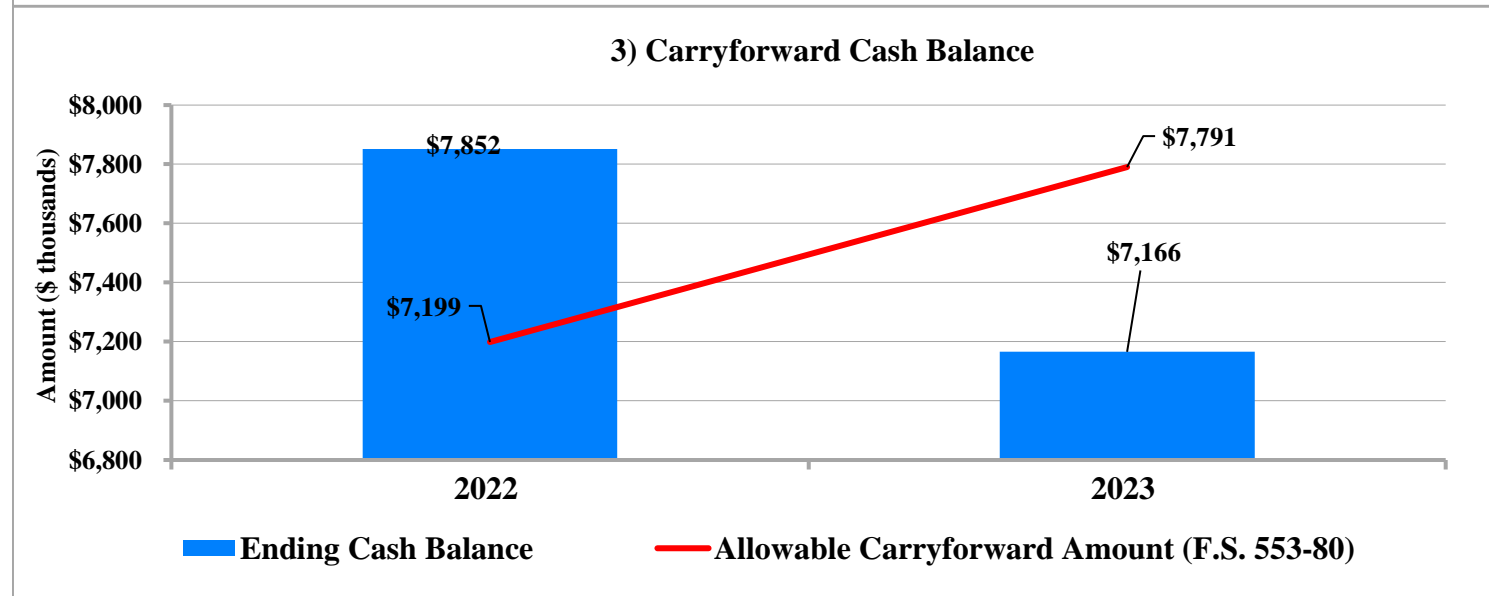
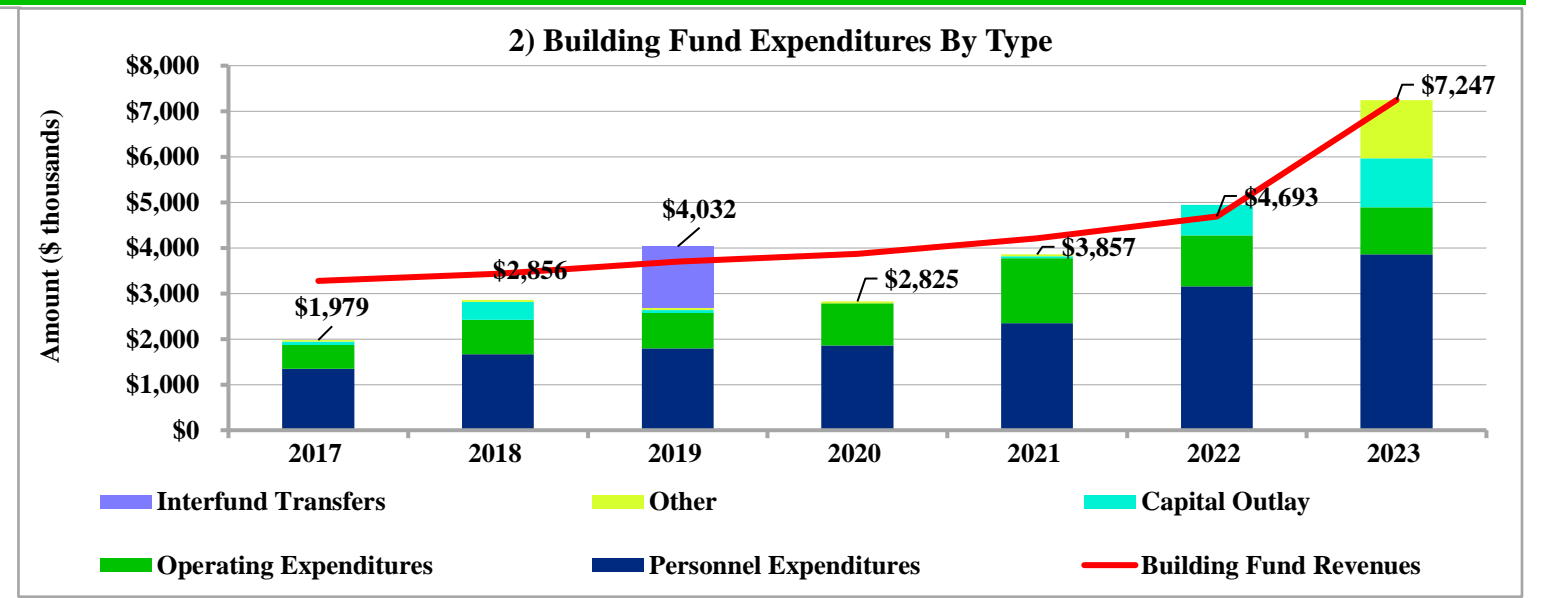
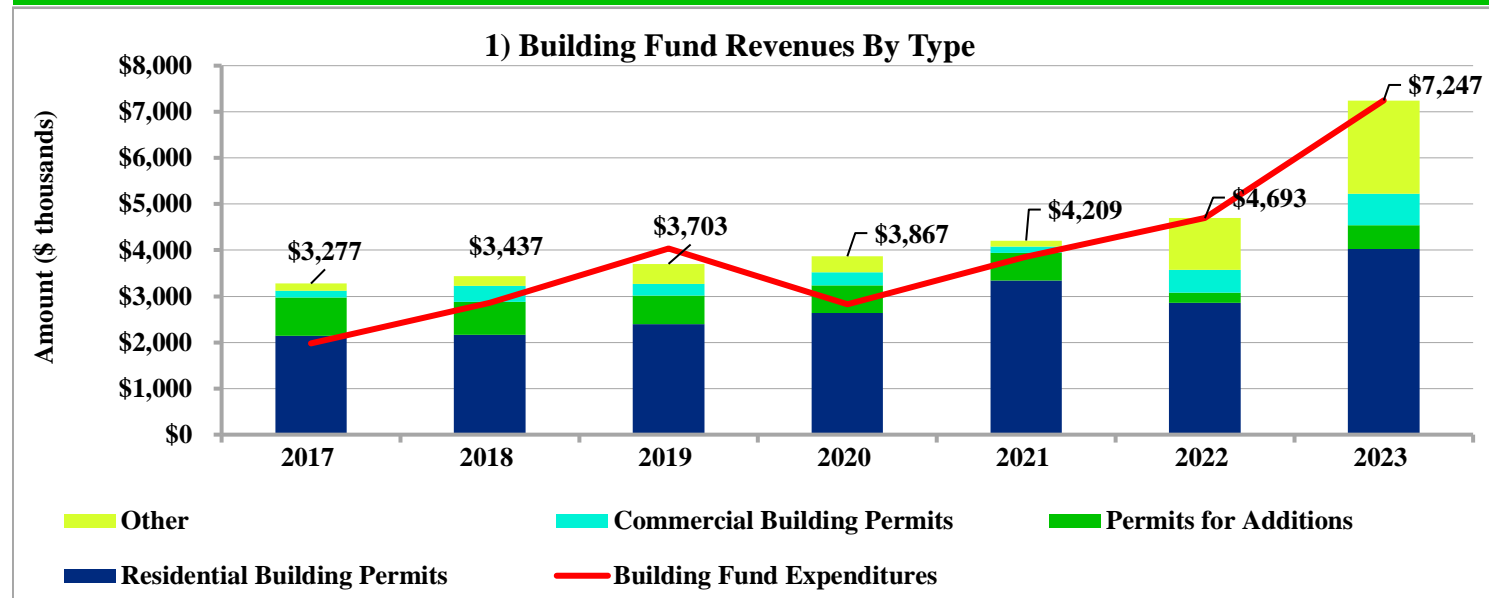




**Table ES-1**  
**City of North Port, Florida**  
**Building Fee Analysis**

**Building Division Financial Overview**

High-Level Summary	Fiscal Year Ending September 30,							High-Level Summary	Fiscal Year Ending September 30,						
	2017	2018	2019	2020	2021	2022	2023		2017	2018	2019	2020	2021	2022	2023
<b>Revenues</b>								<b>Expenditures</b>							
Building Division Revenues (\$ 000's)	\$3,277	\$3,437	\$3,703	\$3,867	\$4,209	\$4,693	\$7,247	Building Division Expenditures (\$ 000's)	\$ 1,979	\$ 2,856	\$ 4,032	\$ 2,825	\$ 3,857	\$ 4,693	\$ 7,247
% Change		4.9%	7.7%	4.4%	8.8%	11.5%	54.4%	% Change		44.3%	41.2%	-29.9%	36.5%	21.7%	54.4%
<b>Permit Activity</b>								<b>Carryforward Cash Balance</b>							
Residential, Commercial, and Additions Permits	1,060	1,280	1,255	1,577	2,204	2,204	2,204	Ending Cash Balance (\$ 000's)						\$7,852	\$7,166
Valuation of Permits (\$ M)	\$253.9	\$311.5	\$304.3	\$368.5	\$645.4	\$645.4	\$645.4	Allowable Cash Balance (\$ 000's)						\$7,199	\$7,791



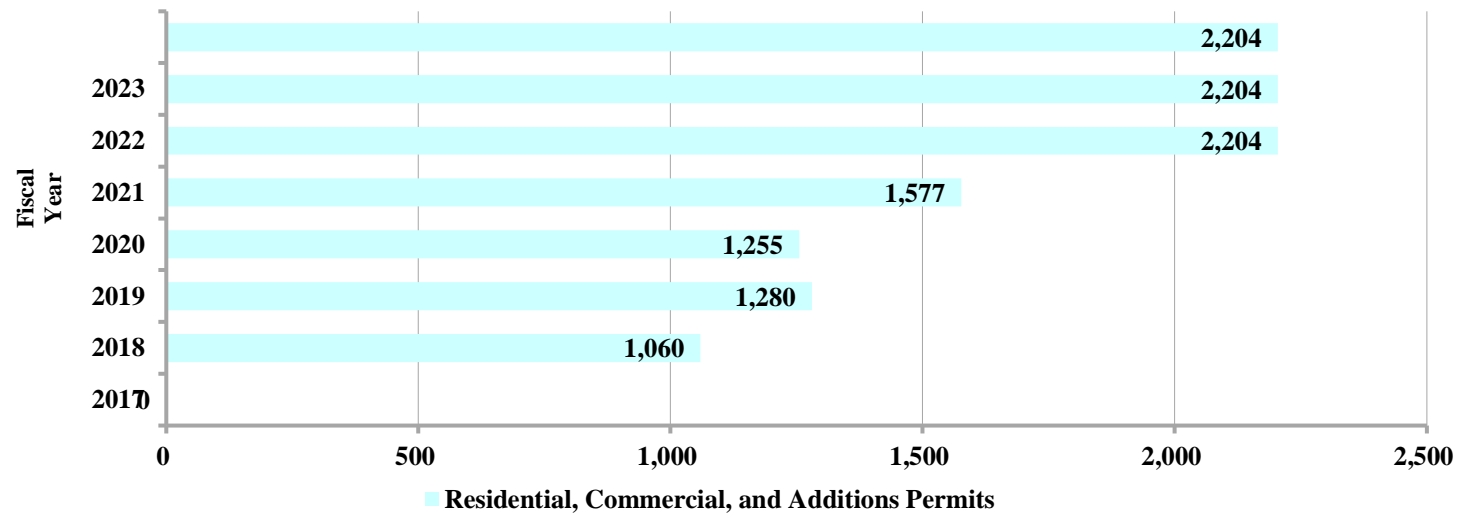


**Table ES-1**  
**City of North Port, Florida**  
**Building Fee Analysis**

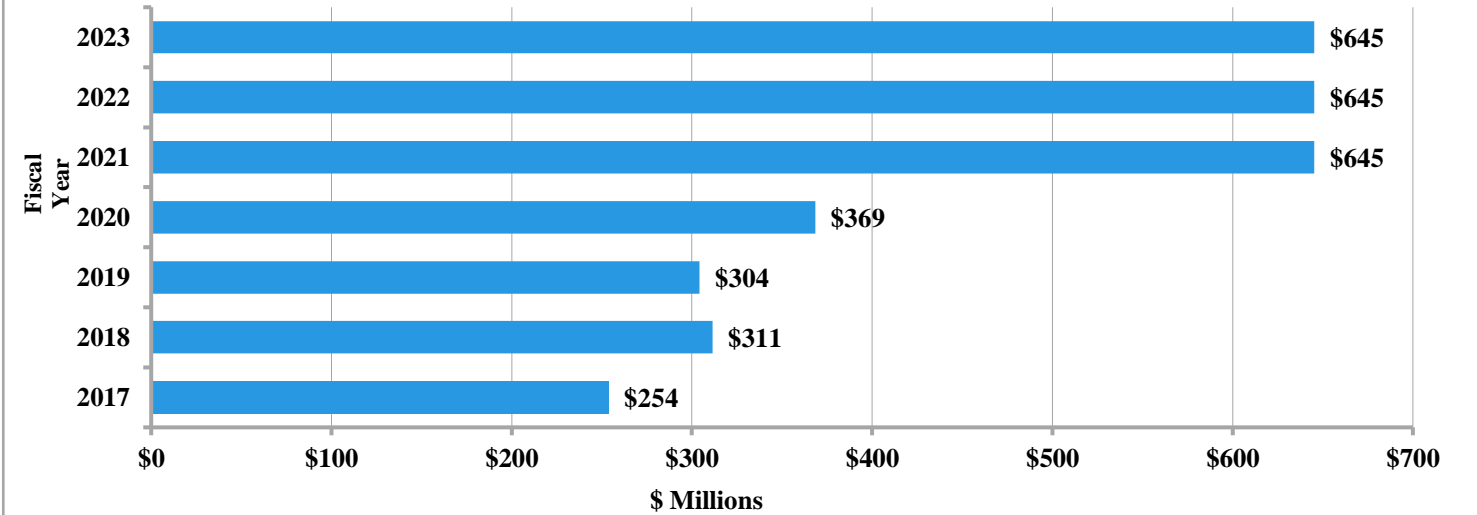
**Building Division Financial Overview**

High-Level Summary	Fiscal Year Ending September 30,							High-Level Summary	Fiscal Year Ending September 30,						
	2017	2018	2019	2020	2021	2022	2023		2017	2018	2019	2020	2021	2022	2023
<b>Revenues</b>								<b>Expenditures</b>							
Building Division Revenues (\$ 000's)	\$3,277	\$3,437	\$3,703	\$3,867	\$4,209	\$4,693	\$7,247	Building Division Expenditures (\$ 000's)	\$ 1,979	\$ 2,856	\$ 4,032	\$ 2,825	\$ 3,857	\$ 4,693	\$ 7,247
% Change		4.9%	7.7%	4.4%	8.8%	11.5%	54.4%	% Change		44.3%	41.2%	-29.9%	36.5%	21.7%	54.4%
<b>Permit Activity</b>								<b>Carryforward Cash Balance</b>							
Residential, Commercial, and Additions Permits	1,060	1,280	1,255	1,577	2,204	2,204	2,204	Ending Cash Balance (\$ 000's)						\$7,852	\$7,166
Valuation of Permits (\$ M)	\$253.9	\$311.5	\$304.3	\$368.5	\$645.4	\$645.4	\$645.4	Allowable Cash Balance (\$ 000's)						\$7,199	\$7,791

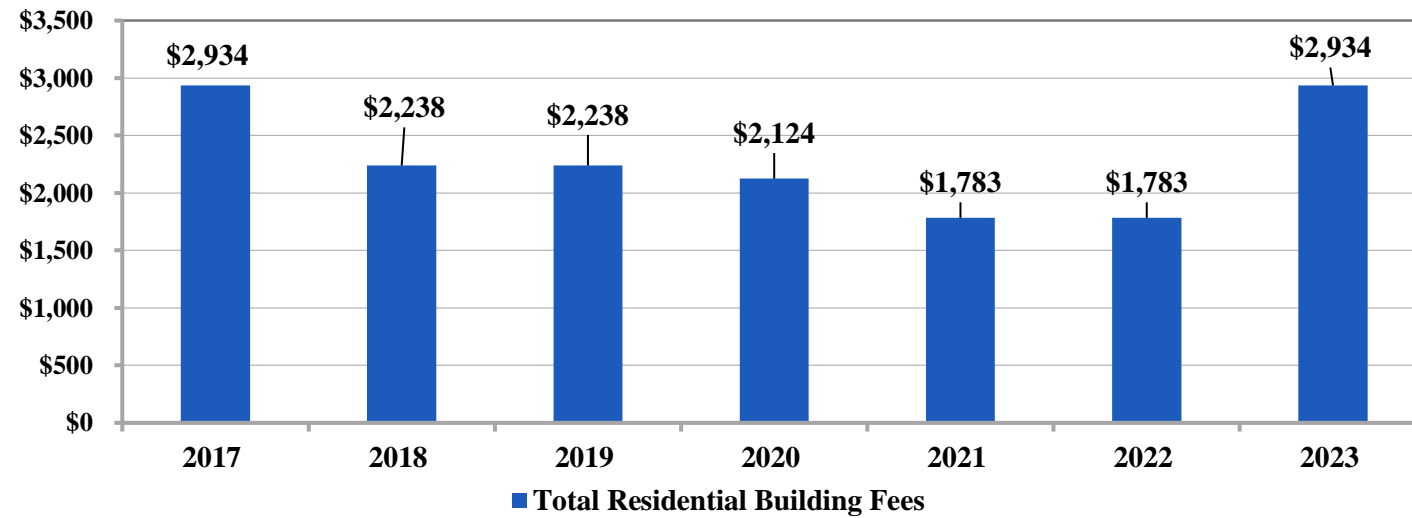
**5) Historical and Projected Residential, Commercial, and Additions Permits**



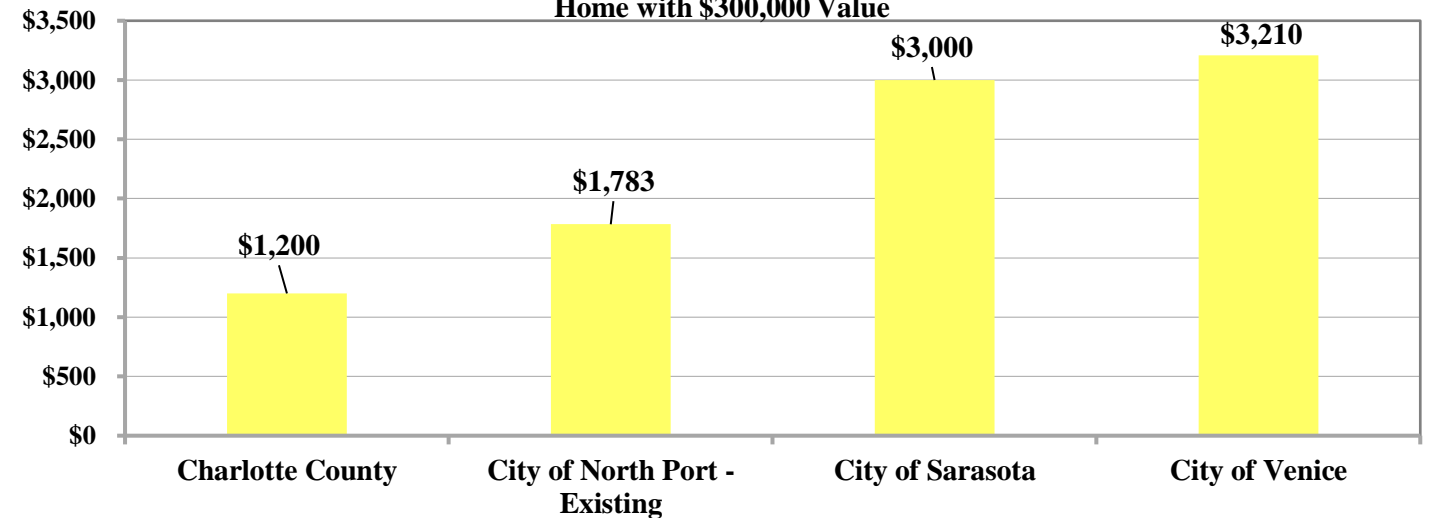
**6) Historical and Projected Residential, Commercial, and Additions Permit Valuation**



**7) Total Building Fees for "Typical" 2,450 Square Foot Residential Home with \$300,000 Value**



**8) Regional Comparison of Total Building Fees for "Typical" 2,450 Square Foot Residential Home with \$300,000 Value**



**Table FinProjDashData**

**City of North Port, Florida  
Building Fee Analysis**

**Dashboard Data for Building Division Financial Overview**

Line No.	Description	Parameter	Fiscal Year Ending September 30,					2022
			2017	2018	2019	2020	2021	
<u>1) Building Fund Revenues By Type</u>								
1	Residential Building Permits		\$2,140,520	\$2,164,655	\$2,393,466	\$2,640,717	\$3,338,792	\$2,861,361
2	Permits for Additions		838,120	713,223	618,861	598,527	600,185	217,891
3	Commercial Building Permits		141,342	353,317	258,219	279,990	138,854	489,274
4	Other		156,773	205,728	432,455	347,951	131,293	1,124,704
5	Total		3,276,755	3,436,923	3,703,001	3,867,185	4,209,124	4,693,230
6	Building Fund Expenditures		1,979,030	2,856,036	4,031,704	2,825,486	3,856,678	4,693,230
<u>2) Building Fund Expenditures By Type</u>								
7	Personnel Expenditures		\$1,349,698	\$1,665,518	\$1,795,880	\$1,855,342	\$2,346,579	\$3,152,420
8	Operating Expenditures		515,082	752,842	779,046	930,144	1,429,930	1,122,570
9	Capital Outlay		74,250	397,676	59,128	0	40,169	675,210
10	Interfund Transfers		0	0	1,357,650	0	0	0
11	Other		40,000	40,000	40,000	40,000	40,000	0
12	Total		1,979,030	2,856,036	4,031,704	2,825,486	3,856,678	4,693,230
13	Building Fund Revenues		3,276,755	3,436,923	3,703,001	3,867,185	4,209,124	4,693,230
14	Building Fund Revenues Under Adopted Rates		Actual 2017 3,276,755	Actual 2018 3,436,923	Actual 2019 3,703,001	Actual 2020 3,867,185	Actual 2021 4,209,124	Estimated 2022 4,693,230
15	Operating Expenses		1,864,780	2,418,360	2,574,926	2,785,486	3,776,509	4,274,990
<u>3) Carryforward Cash Balance</u>								
16	Ending Cash Balance							\$ 7,852,090
17	Allowable Carryforward Amount (F.S. 553-80)							7,198,945
<u>4) Fiscal Year 2023 Operating Expense Breakdown</u>								
18	Salaries (\$2,763.7 K)	Salaries	\$2,763,653	56.5%				
19	Benefits (\$1,092.1 K)	Benefits	1,092,072	22.3%				
20	Professional and Contracted Services (\$336.2 K)	Contract	336,160	6.9%				
21	Payment to General Fund (\$347.6 K)	GeneralFund	347,630	7.1%				
22	Bank and Transaction Fees (\$155.0 K)	BankFees	155,000	3.2%				
23	Repairs Including Fleet (\$67.7 K)	RepairsFleet	67,650	1.4%				
24	Insurance (\$27.5 K)	Insurance	27,470	0.6%				
25	Fuel (\$21.3 K)	Fuel	21,310	0.4%				
26	Other Operating Expenses (\$82.3 K)	Other	82,310	1.7%				
27	Total		\$4,893,255	100.0%		\$0	<== Check (should be zero)	
<u>5) Historical and Projected Residential, Commercial, and Additions Permits</u>								
28	Residential, Commercial, and Additions Permits		1,060	1,280	1,255	1,577	2,204	2,204
<u>6) Historical and Projected Residential, Commercial, and Additions Permit Valuation</u>								
29	Residential, Commercial, and Additions Permit Valuation		\$253,873,652	\$311,476,990	\$304,304,420	\$368,527,464	\$645,417,040	\$645,417,040

**Table FinProjDashData**

**City of North Port, Florida  
Building Fee Analysis**

**Dashboard Data for Building Division Financial Overview**

Line No.	Description	Parameter	Fiscal Year Ending September 30,					
			2017	2018	2019	2020	2021	2022
<u>7) Total Building Fees for "Typical" 2,450 Square Foot Residential Home with \$300,000 Value</u>								
30	Plan Review		\$244.98	\$244.98	\$244.98	\$244.98	\$244.98	\$244.98
31	Permitting		1,520.00	1,204.00	1,204.00	1,128.75	903.00	903.00
32	Structural Inspection		320.00	160.00	160.00	150.00	120.00	120.00
33	Electrical Inspection		240.00	180.00	180.00	168.75	135.00	135.00
34	Mechanical Inspection		196.00	136.00	136.00	127.50	102.00	102.00
35	Plumbing Inspection		240.00	140.00	140.00	131.25	105.00	105.00
36	Base Building Fees		\$2,516.00	\$1,820.00	\$1,820.00	\$1,706.25	\$1,365.00	\$1,365.00
37	Education Surcharge		\$27.30	\$27.30	\$27.30	\$27.30	\$27.30	\$27.30
38	BCAIB Fee		20.48	20.48	20.48	20.48	20.48	20.48
39	DBPR Fee		20.48	20.48	20.48	20.48	20.48	20.48
40	Certificate of Occupancy Fee		100.00	100.00	100.00	100.00	100.00	100.00
41	Convenience Fee		5.00	5.00	5.00	5.00	5.00	5.00
42	Total Other Fees		\$173.25	\$173.25	\$173.25	\$173.25	\$173.25	\$173.25
43	Total Residential Building Fees		\$2,934	\$2,238	\$2,238	\$2,124	\$1,783	\$1,783
<u>8) Regional Comparison of Total Building Fees for "Typical" 2,450 Square Foot Residential Home with \$300,000 Value</u>								65%
	<u>Municipality</u>	<u>Building Permit Cost</u>						
44	Charlotte County	\$1,200						
45	City of North Port - Existing	\$1,783						
46	City of Sarasota	\$3,000						
47	City of Venice	\$3,210						
<u>Comparison of Total Building Fees for "Typical" 2,450 Square Foot Residential Home with \$300,000 Value</u>								
	<u>Municipality</u>	<u>Building Permit Cost</u>						
	City of North Port - Proposed	\$2,934						
	City of Sarasota	\$3,000						
	City of Venice	\$3,210						
<u>Projected Carryforward Cash Balance</u>			Fiscal Year 2023	Fiscal Year 2024	Fiscal Year 2025	Fiscal Year 2026		

---

2023

---

\$4,028,030  
508,622  
691,396  

---

2,018,919  

---

7,246,967  
7,246,967

\$3,855,725  
1,037,530  
1,069,600  
0  

---

1,284,112  

---

7,246,967  
7,246,967

Projected 2023  
5,378,548  
4,893,255

\$ 7,165,802  
7,790,500

2,204

\$645,417,040



---

2023

---

\$244.98

1,520.00

320.00

240.00

196.00

240.00

---

\$2,516.00

\$27.30

20.48

20.48

100.00

5.00

---

\$173.25

---

\$2,934

<b>Inputs 1</b>	
<b>Financial Model General Assumptions / Inputs</b>	
<b>Model Identification Information</b>	
<b>Entity:</b>	City of North Port, Florida
<b>Project:</b>	Building Fee Analysis
<b>Division:</b>	Building Division
<b>Analysis Year:</b>	2022
<b>Fund Balance and Interest Income</b>	
<b>Fund Balance as of September 30, 2021 - Building Fund</b>	\$7,198,640
<b>Encumbered for Allowable Capital Expenditures</b>	0
<b>Adjusted Fund Balance as of September 30, 2021</b>	\$7,198,640
<b>Fund Balance as of September 30, 2021 - Renewal &amp; Replacement - Building Fund</b>	\$275,210
	2022
<b>Average Interest Rate During Fiscal Year</b>	0.27%
<b>Overhead Calculation and Hourly Rates By Position</b>	
	Amount -
<b>Overhead Calculation</b>	With Vehicle Expenses
<b>Operating Costs to Include in Overhead Per Table BuildingExp</b>	\$582,870
Assistant Director NDS / Building Official Salaries and Benefits	112,235
Building Division Manager Salaries and Benefits	142,345
Additional Cost 1	0
Additional Cost 2	0
Additional Cost 3	0
Additional Cost 4	0
Additional Cost 5	0
Additional Cost 6	0
<b>Total Expenditures for Overhead Calculation</b>	\$837,450
<b>Number of Employees for Overhead Calculation</b>	21.0
<b>Total Working Hours During Year</b>	43,680
<b>Cost Per Hour for Overhead</b>	\$19.17

<b>EMPLOYEE DETAIL</b>	
<b>Position</b>	<b>Full-Time Equivalents</b>
Administrative Manager	1.00
Administrative Services Specialist	1.00
Assistant Director NDS / Building Official	1.00
Building Division Manager	1.00
Permitting and Licensing Supervisor	1.00
Plans Examiner /. Inspector	1.00
Plans Examiner /. Inspector	1.00
Plans Examiner /. Inspector	1.00
Plans Examiner /. Inspector	1.00
Plans Examiner /. Inspector	1.00
Plans Examiner /. Inspector	1.00
Plans Examiner /. Inspector	1.00
Plans Examiner /. Inspector	1.00
Plans Examiner /. Inspector	1.00
Plans Examiner /. Inspector	1.00
Plans Examiner /. Inspector	1.00
Plans Examiner /. Inspector	1.00
Plans Examiner /. Inspector	1.00
Plans Examiner /. Inspector	1.00
Plans Examiner /. Inspector	1.00
Plans Examiner /. Inspector	1.00
Plans Examiner /. Inspector	1.00
Plans Examiner /. Inspector	1.00
Staff Assistant II	1.00
Standards Plans Examiner	1.00
Totals	23.00
<b>FOR FEE DESIGN</b>	
<b>Use Burdened Rate or Alternative?</b>	Burdened
<b>Position</b>	<b>Burdened Rate</b>
Administrative Manager	\$49.41
Administrative Services Specialist	\$32.75
Permitting and Licensing Supervisor	\$33.27
Plan Examiner / Inspector	\$40.32
Staff Assistant II	\$34.67
Standards Plans Examiner	\$30.69

Additional Position 1	\$30.00
Additional Position 2	\$30.00
Additional Position 3	\$30.00
Additional Position 4	\$30.00
Additional Position 5	\$30.00
<b>Vehicle / Equipment Rates</b>	
<b>Vehicles / Equipment</b>	<b>Hourly Rate</b>
Ford F150	\$12.78
Additional Vehicle / Equipment 1	\$0.00
Additional Vehicle / Equipment 2	\$0.00
Additional Vehicle / Equipment 3	\$0.00
Additional Vehicle / Equipment 4	\$0.00
Additional Vehicle / Equipment 5	\$0.00
<b>Contingency Allowance for Service Charges</b>	
Contingency Allowance for Service Charges	0.0%

<== Government Services Building (BD20WV) of \$1,155,400 and (BD20OP) of \$2,022,940 Less \$50			
2023			
0.27%			
Amount -			
No Vehicle Expenses			
\$498,900		<== Does not include City staff salaries and bene	
112,235			
142,345			
0			
0			
0			
0			
0			
0			
\$753,480			
21.0		<== Number of Employees Not Including Emplo	
43,680			
\$17.25			



<b>Salary</b>	<b>Benefits</b>	<b>Total</b>	<b>Burdened Rate</b>
\$79,502.66	\$23,263.04	\$102,765.70	\$49.41
\$48,164.24	\$19,965.15	\$68,129.39	\$32.75
\$87,876.88	\$24,358.50	\$112,235.38	\$53.96
\$97,018.85	\$45,325.94	\$142,344.79	\$68.43
\$49,059.13	\$20,148.87	\$69,208.00	\$33.27
\$33,551.96	\$14,247.30	\$47,799.26	\$22.98
\$56,999.92	\$20,415.11	\$77,415.03	\$37.22
\$55,477.66	\$23,898.29	\$79,375.95	\$38.16
\$68,133.42	\$22,772.01	\$90,905.43	\$43.70
\$66,346.28	\$26,000.76	\$92,347.04	\$44.40
\$79,166.60	\$28,895.71	\$108,062.31	\$51.95
\$74,526.68	\$27,843.72	\$102,370.40	\$49.22
\$57,002.14	\$23,679.73	\$80,681.87	\$38.79
\$65,274.40	\$22,168.47	\$87,442.87	\$42.04
\$50,823.24	\$17,477.59	\$68,300.83	\$32.84
\$64,682.34	\$25,666.47	\$90,348.81	\$43.44
\$79,283.88	\$28,073.64	\$107,357.52	\$51.61
\$54,157.04	\$19,990.63	\$74,147.67	\$35.65
\$52,856.18	\$22,277.49	\$75,133.67	\$36.12
\$54,075.72	\$23,609.77	\$77,685.49	\$37.35
\$54,157.04	\$28,153.59	\$82,310.63	\$39.57
\$51,024.98	\$21,082.00	\$72,106.98	\$34.67
\$47,058.18	\$16,776.80	\$63,834.98	\$30.69
\$1,426,219.42	\$546,090.58	\$1,972,310.00	
<== Burdened or Alternative			
	<b>Rate to Use</b>		
	<b>for Fee Design:</b>		
<b>Alternative</b>	<b>Burdened Rate</b>		
\$66.66	\$49.41		
\$50.00	\$32.75		
\$50.52	\$33.27		
\$57.57	\$40.32		
\$51.92	\$34.67		
\$47.94	\$30.69		

\$47.25	\$30.00		
\$47.25	\$30.00		
\$47.25	\$30.00		
\$47.25	\$30.00		
\$47.25	\$30.00		
<== FEMA Reimbursement Rate for 1/2-Ton Pickup Truck			



		<b>Burdened Rate</b>	
<b>Benefits Percentage</b>	<b>Overhead</b>	<b>With Overhead</b>	
29.26%	\$17.25	\$66.66	
41.45%	\$17.25	\$50.00	
27.72%	Included in Overhead		
46.72%	Included in Overhead		
41.07%	\$17.25	\$50.52	
42.46%	\$17.25	\$40.23	
35.82%	\$17.25	\$54.47	
43.08%	\$17.25	\$55.41	
33.42%	\$17.25	\$60.95	
39.19%	\$17.25	\$61.65	
36.50%	\$17.25	\$69.20	
37.36%	\$17.25	\$66.47	
41.54%	\$17.25	\$56.04	
33.96%	\$17.25	\$59.29	
34.39%	\$17.25	\$50.09	
39.68%	\$17.25	\$60.69	
35.41%	\$17.25	\$68.86	
36.91%	\$17.25	\$52.90	
42.15%	\$17.25	\$53.37	
43.66%	\$17.25	\$54.60	
51.99%	\$17.25	\$56.82	
41.32%	\$17.25	\$51.92	
35.65%	\$17.25	\$47.94	
38.29%			





5.Revenue & Expense Codes

<b>Inputs 2</b>	
<b>Revenue and Expense Codes</b>	
<b>Code</b>	<b>Description</b>
<b>Revenue Codes:</b>	
322.00-00	Building Permits
322.30-00	Residential
322.40-00	Commercial
322.50-00	Additions
328.00-00	Certificate of Competency
329.00-00	Other Permits and Fees
329.05-00	Permit Reactivation Fees
329.15-00	Radon Admin Fees
331.50-02	Economic Environment FEMA Hurricane Relief
349.30-02	Building - Miscellaneous Admin Fees
349.30-10	City Wide Fee Ordinances Building DRC Review Fees
349.35-00	Convenience Fee
361 00-00	Investment Income
364.00-00	Dispose of Fixed Assets
369.90-00	Other Miscellaneous Revenues
388.20-00	Insurance Recoveries
389.90-00	Other - App Fund Balance
Add1	Additional Item 1
Add2	Additional Item 2
<b>Expenditure and Transfer Codes:</b>	
115	Transfer to Renewal and Replacement Fund
1100	Executive Salaries
1200	Regular Salaries
1300	Other Salaries and Wages
1400	Overtime
1508	Clothing / Cleaning Allowance
2100	FICA
2201	Florida Retirement System
2203	Florida League Retire
2300	Insurance - Health
2302	Vision Care
2304	Dental, Life, and Disability
2400	Workers' Compensation
2500	Unemployment Compensation
2600	Compensated Absences
2700	Educational Assistance

## 5.Revenue & Expense Codes

3100	Professional Services
3101	Legal Services
3102	Legal Contingency
3103	Engineer/Architect
3104	Medical Services
3105	Other Professional Services
3105BP	Other Professional Services - Backflow Preventor Program
3105SLUDGE	Other Professional Services - Sludge Hauling
3105OTH	Other Professional Services - Other
3200	Accounting and Auditing
3400	Other Contractual Services
4000	Travel and Per Diem
4100	Communication Services
4200	Postage and Mailing
4301	Water and Sewer
4302	Electric
4304	Electric - Lift Stations
4306	Electric - Wells
4307	Electric - Deep Well Injection
4312	Hillsborough (Electricity for Hillsborough Booster Station)
4390PR	Peace River Water Supply Authority
4390OTH	Other Water Supply Purchases
4400	Rentals and Leases
4500	Insurance
4601	Repairs and Maintenance / Office Equipment
4602	Repairs and Maintenance / Communication Equipment
4603	Repairs and Maintenance / Vehicles and Equipment
4604	Repairs and Maintenance / Buildings
4609	Repairs and Maintenance / Landscaping
4611	Repairs and Maintenance/Special Equipment
4650	Fleet - Administration
4651	Fleet - Labor
4652	Fleet - Parts
4653	Fleet - Outsourced
4660	Repairs and Maintenance / Collection
4661	Repairs and Maintenance / Distribution
4662	Repairs and Maintenance / Meters
4664	Repairs and Maintenance / Hydrants
4700	Printing and Binding
4800	Promotional Activities
4900	Other Current Charges
4901	Bank and Transaction Fees

## 5.Revenue & Expense Codes

4901C	Credit Card Processing Fees
4902	Cash Over and Short
4904	Non-Ad Valorem Assessments
4905	Equipment Inspections and Testing
4906	Agent Fees
4912	Ads and Legal Notices
4913	Ads and Public Notices
4914	Licenses / Fees / Permits
4914CUP	Licenses / Fees / Permits - CUP 10-Year Renewal
4915	Water Conservation Activities
4930	Tax Collector Fees
4950	Customer Deposit Interest
4969	Food
4970	Payment to General Fund
4971	Payments to Fire Department
4972	Payments to Solid Waste Department
4973	Payment for Info System
4975	Return on Investment
4980	Operating Budget Reduction
4990	Bad Debt Expense
5100	Office Supplies
5201	Other Operating Supplies
5202	Fuel
5203	Oil and Lube
5204	Diesel Fuel
5205	Chemicals
5207	Uniforms
5250	Minor Operating Equipment
5260	Collection Supplies
5261	Distribution Supplies
5262	Meters
5263	New Installation Supplies
5264	Hydrants and Parts
5300	Road Materials
5400	Books / Subscriptions / Memberships
5500	Training and Education
5700	Payments to Other Funds
5900	Depreciation
6100	Land
6200	Buildings
6300	Improvements Other Than Buildings
6400	Capital Machinery and Equipment

## 5.Revenue & Expense Codes

6800	Intangible Assets
7100	Debt Service Principal
7200	Debt Service Interest
7310	Amortization Expense
9100	Transfers Out
Food	Food
BR	Operating Budget Reduction
AddPers	Additional Personnel
BadDebt	Bad Debt Expense
Contingency	Contingency Allowance
IncrASR	Incremental Costs - Aquifer Storage and Recovery Facility
IncrSW_WTP	Incremental Costs - Southwest Water Treatment Plant
IncrSW_WWTP	Incremental Costs - Southwest Wastewater Treatment Plant
Add1	Additional Item

**Table ExistProposedFees**  
**City of North Port, Florida**  
**Building Fee Analysis**  
**Historical and Proposed Building Division Fees**

Line No.	Description	Revenue Account(s)	Historical Fiscal Year Ended September 30,					Proposed Fee 4/12/2022	Proposed Fee 10/1/2022	% of Year Charged			Fiscal Year 2023		Carryforward Fund Balance: Maximum Allowed Per FL Statutes (Yes or No)?	Calculated Cost If Applicable		
			2017	2018	2019	2020	2021			Old Rates 2022	4/12/2022 Rates 2022	New Rates 2023	Total Revenue with Full Year Implementation	Overall Revenue Surplus / (Deficiency) Full Year Implementation Amount		Direct Only	Direct + Overhead	
			Ord. 2015-31 Effective 10/1/2015	Ord. 2017-22 Effective 10/1/2017	Ord. 2018-31 Effective 10/1/2018	Ord. 2018-31 Effective 10/1/2018	Ord. 2020-28 Effective 7/2/2020						By Line Item					
<b>NEW CONSTRUCTION</b>																		
<b>Residential, Commercial, and Addition: Building Applications</b>																		
Non-Refundable Plan Review Fee Due With Application, Per Square																		
1	Foot Under Roof	322.30-00 Residential or 322.40-00 Commercial	\$ 0.10	\$ 0.10	\$ 0.10	\$ 0.10	\$ 0.10	\$ 0.10	\$ 0.10	58%	42%	100%	\$ 605,433	\$ 7,237,093	\$ 0	0.0%	Yes	
2	Base Permit Fee - Valuation \$0 to \$4,000	Commercial	40.00	20.00	20.00	18.75	15.00	20.00	40.00	58%	42%	100%	92,049	7,237,093	0	0.0%	Yes	
3	Base Permit Fee - Valuation \$4,001 and Above, Per Dollar Over \$4,000		0.005	0.004	0.004	0.004	0.003	0.004	0.005	58%	42%	100%	3,833,236	7,237,093	0	0.0%	Yes	
<b>Additional Structural Fees</b>																		
4	Additional Structural Inspections, Each	329.00-00 Other Permits and Fees	40.00	20.00	20.00	18.75	15.00	20.00	40.00	58%	42%	100%	504,727	7,237,093	0	0.0%	Yes	\$18.58
<b>Additional Electrical Fees</b>																		
5	Additional Electrical Inspections, Each	329.00-00 Other Permits and Fees	40.00	20.00	20.00	18.75	15.00	20.00	40.00	58%	42%	100%	259,059	7,237,093	0	0.0%	Yes	
6	Additional Charge Per Amp	322.00-00 Building Permits	0.40	0.40	0.40	0.38	0.30	0.40	0.40	58%	42%	100%	165,096	7,237,093	0	0.0%	Yes	
7	Temporary Power Pole or New Service	322.00-00 Building Permits	40.00	40.00	40.00	37.50	30.00	40.00	40.00	58%	42%	100%	43,097	7,237,093	0	0.0%	Yes	
<b>Additional Plumbing and Gas Fees</b>																		
8	Additional Plumbing Inspections, Each	329.00-00 Other Permits and Fees	40.00	20.00	20.00	18.75	15.00	20.00	40.00	58%	42%	100%	252,979	7,237,093	0	0.0%	Yes	
9	Additional Charge Per Toilet	322.00-00 Building Permits	20.00	20.00	20.00	18.75	15.00	20.00	20.00	58%	42%	100%	92,831	7,237,093	0	0.0%	Yes	
10	Water Service Inspection (Well or Central), Each	322.00-00 Building Permits	40.00	20.00	20.00	18.75	15.00	20.00	40.00	58%	42%	100%	167,620	7,237,093	0	0.0%	Yes	
11	Sewer Service Inspection (Septic or Central), Each	322.00-00 Building Permits	40.00	20.00	20.00	18.75	15.00	20.00	40.00	58%	42%	100%	-	7,237,093	0	0.0%	Yes	
12	Additional Gas Inspections, Each	329.00-00 Other Permits and Fees	40.00	20.00	20.00	18.75	15.00	20.00	40.00	58%	42%	100%	15,141	7,237,093	0	0.0%	Yes	
<b>Additional Mechanical Fees</b>																		
13	Additional Mechanical Inspections, Each	329.00-00 Other Permits and Fees	40.00	20.00	20.00	18.75	15.00	20.00	40.00	58%	42%	100%	170,521	7,237,093	0	0.0%	Yes	
14	Additional Charge Per Square Foot of Conditioned Space	322.00-00 Building Permits	0.04	0.04	0.04	0.04	0.03	0.04	0.04	58%	42%	100%	191,182	7,237,093	0	0.0%	Yes	
<b>ALL OTHER APPLICATION TYPES</b>																		
<b>Miscellaneous, Alteration, Repair, and Over the County/Fax Building Applications</b>																		
15	Administrative / Plan Review Due at Issuance of Permit, Per Application	322.50-00 Additions	\$ 40.00	\$ 20.00	\$ 20.00	\$ 18.75	\$ 15.00	\$ 20.00	\$ 40.00	58%	42%	100%	507,060	7,237,093	0	0.0%	Yes	
16	Base Permit Fee - Valuation \$0 to \$4,000	Not really collected	40.00	20.00	20.00	18.75	15.00	20.00	40.00	58%	42%	100%	-	7,237,093	0	0.0%	Yes	
17	Base Permit Fee - Valuation \$4,001 and Above, Per Dollar Over \$4,000	Not really collected	0.005	0.004	0.004	0.004	0.003	0.004	0.005	58%	42%	100%	-	7,237,093	0	0.0%	Yes	
<b>Miscellaneous Fees</b>																		
18	Plan Revision, Each	322.30-00 Residential, 322.40-00 Commercial, or 322.50-00 Additions	50.00	50.00	50.00	46.88	37.50	50.00	50.00	58%	42%	100%	9,655	-	0	0.0%	Yes	
19	Replacement of Building Permit Documents, Base Fee	322.30-00 Residential, 322.40-00 Commercial, or 322.50-00 Additions	25.00	25.00	25.00	23.44	18.75	25.00	25.00	58%	42%	100%	-	7,237,093	0	0.0%	Yes	
20	Building Permit Records Search, Base Fee	Commercial, or 322.50-00 Additions	25.00	25.00	25.00	23.44	18.75	25.00	25.00	58%	42%	100%	-	7,237,093	0	0.0%	Yes	
21	Stop Work Order (Release to Continue Construction), Each	369.90-00 Other Miscellaneous Revenue	100.00	100.00	100.00	93.75	75.00	100.00	100.00	58%	42%	100%	-	7,237,093	0	0.0%	Yes	
22	Letter of Determination from Building Official, Each	369.90-00 Other Miscellaneous Revenue	100.00	100.00	100.00	93.75	75.00	100.00	100.00	58%	42%	100%	-	7,237,093	0	0.0%	Yes	
23	Unsafe Building Administrative Fee, Each	369.90-00 Other Miscellaneous Revenue	250.00	250.00	250.00	234.38	187.50	250.00	250.00	58%	42%	100%	-	7,237,093	0	0.0%	Yes	
24	Standard Inspection, Each	329.00-00 Other Permits and Fees	40.00	20.00	20.00	18.75	15.00	20.00	40.00	58%	42%	100%	-	7,237,093	0	0.0%	Yes	
25	1st Re-inspection	329.00-00 Other Permits and Fees	75.00	37.50	37.50	35.13	28.00	37.50	75.00	58%	42%	100%	39,789	7,237,093	0	0.0%	Yes	
26	2nd Re-inspection	329.00-00 Other Permits and Fees	75.00	75.00	75.00	70.31	56.25	75.00	75.00	58%	42%	100%	9,463	7,237,093	0	0.0%	Yes	
27	3rd Re-inspection	329.00-00 Other Permits and Fees	150.00	150.00	150.00	140.63	112.50	150.00	150.00	58%	42%	100%	5,216	7,237,093	0	0.0%	Yes	
28	4th Re-inspection	329.00-00 Other Permits and Fees	300.00	300.00	300.00	281.25	225.00	300.00	300.00	58%	42%	100%	3,875	7,237,093	0	0.0%	Yes	
29	5th Re-inspection	329.00-00 Other Permits and Fees	600.00	600.00	600.00	562.50	450.00	600.00	600.00	58%	42%	100%	1,192	7,237,093	0	0.0%	Yes	
30	Reactivation of a Permit (1st)	329.0500 Permit Reactivation Fees	75.00	75.00	75.00	70.31	56.25	75.00	75.00	58%	42%	100%	10,937	7,237,093	0	0.0%	Yes	
31	Reactivation of a Permit (2nd and 3rd Reactivation)	329.0500 Permit Reactivation Fees	125.00	125.00	125.00	117.19	93.75	125.00	125.00	58%	42%	100%	-	7,237,093	0	0.0%	Yes	
32	Application or Permit Transfer	329.0500 Permit Reactivation Fees	100.00	100.00	100.00	93.75	75.00	100.00	100.00	58%	42%	100%	5,398	7,237,093	0	0.0%	Yes	
33	New Residential Certificate of Occupancy, Each Living Unit	322.30-00 Residential	100.00	50.00	50.00	46.88	37.50	50.00	100.00	58%	42%	100%	174,852	7,237,093	0	0.0%	Yes	
34	New Commercial Certificate of Occupancy, Each Living Unit	322.40-00 Commercial	100.00	100.00	100.00	93.75	75.00	100.00	100.00	58%	42%	100%	2,980	7,237,093	0	0.0%	Yes	
35	Certificate of Completion, Each	322.40-00 Commercial	100.00	100.00	100.00	93.75	75.00	100.00	100.00	58%	42%	100%	-	7,237,093	0	0.0%	Yes	
36	Change of Occupancy or Reissued Change of Occupancy (Plan Review)	322.40-00 Commercial	40.00	40.00	40.00	37.50	30.00	40.00	40.00	58%	42%	100%	-	7,237,093	0	0.0%	Yes	
37	Change of Occupancy or Reissued Change of Occupancy (Per Inspection)	322.40-00 Commercial	40.00	40.00	40.00	37.50	30.00	40.00	40.00	58%	42%	100%	-	7,237,093	0	0.0%	Yes	
38	Temporary Certificate of Occupancy - 1st 30 Days	322.40-00 Commercial	200.00	200.00	200.00	187.50	150.00	200.00	200.00	58%	42%	100%	2,782	7,237,093	0	0.0%	Yes	
39	Temporary Certificate of Occupancy - 2nd 30 Days	322.40-00 Commercial	400.00	400.00	400.00	375.00	300.00	400.00	400.00	58%	42%	100%	-	7,237,093	0	0.0%	Yes	
40	Temporary Certificate of Occupancy - 3rd 30 Days	322.40-00 Commercial	600.00	600.00	600.00	562.50	450.00	600.00	600.00	58%	42%	100%	-	7,237,093	0	0.0%	Yes	
41	Temporary Certificate of Occupancy - Each Additional 30 Days	322.40-00 Commercial	900.00	900.00	900.00	843.75	675.00	900.00	900.00	58%	42%	100%	-	7,237,093	0	0.0%	Yes	
42	Affidavit of Completion, Each	322.40-00 Commercial	40.00	40.00	40.00	37.50	30.00	40.00	40.00	58%	42%	100%	-	7,237,093	0	0.0%	Yes	
43	Education Surcharge, % of Permit and Review		2.00%	1.50%	1.50%	1.50%	1.50%	1.50%	2.00%	58%	42%	100%	-	7,237,093	0	0.0%	Yes	
44	Convenience Fee, Per Permit	349.35-00 Convenience Fee	5.00	5.00	5.00	4.69	3.75	5.00	5.00	58%	42%	100%	70,925	7,237,093	0	0.0%	Yes	
<b>Building Code Administrators and Inspectors (BCAIB) Fee</b>																		
45	% of Permit Fee		1.50%	1.50%	1.50%	1.50%	1.50%	1.50%	1.50%	58%	42%	100%	-	7,237,093	0	0.0%	Yes	
46	Minimum Charge		2.00	2.00	2.00	2.00	2.00	2.00	2.00	58%	42%	100%	-	7,237,093	0	0.0%	Yes	
<b>Department of Business and Professional Regulation (DBPR) Fee</b>																		
47	% of Permit Fee		1.50%	1.00%	1.00%	1.00%	1.00%	1.00%	1.50%	58%	42%	100%	-	7,237,093	0	0.0%	Yes	
48	Minimum Charge		2.00	2.00	2.00	2.00	2.00	2.00	2.00	58%	42%	100%	-	7,237,093	0	0.0%	Yes	
													<b>\$ 7,237,093</b>					

Historical and Assumed Building Division A

Line No.	Description	Customer Type	Rate Code	Billing Determinants	Revenue Account(s)	Historical Fiscal Year Ended		
						2017	2018	2019
<b>OPTION SELECTION (Option 1, Option 2, Option 3, Option 4, Option 5, or Option 6):</b>								
<b>New Construction - Residential Building Applications</b>								
1	Non-Refundable Plan Review Fee Due With Application, Per Square Foot Under Roof	Res	D1	Square Feet Under Roof	322.30-00 Residential	2,869,657	3,469,832	3,399,132
2	Base Permit Fee - Valuation \$0 to \$4,000	Res	BP	Activities	322.30-00 Residential	1,060	1,280	1,255
3	Base Permit Fee - Valuation \$4,001 and Above, Per Dollar Over \$4,000	Res	BP01	Dollars	322.30-00 Residential	253,873,652	311,476,990	304,304,420
<b>New Construction - Commercial Building Applications</b>								
4	Non-Refundable Plan Review Fee Due With Application, Per Square Foot Under Roof	Com	D2	Square Feet Under Roof	322.40-00 Commercial	271,957	625,283	308,747
5	Base Permit Fee - Valuation \$0 to \$4,000	Com	BP	Activities	322.40-00 Commercial	78	101	96
6	Base Permit Fee - Valuation \$4,001 and Above, Per Dollar Over \$4,000	Com	BP01	Dollars	322.40-00 Commercial	22,421,244	76,730,070	78,447,680
<b>New Construction - Additions</b>								
7	Base Permit Fee - Valuation \$0 to \$4,000	Add	BP	Activities	322.50-00 Additions	7,444	13,685	12,996
8	Base Permit Fee - Valuation \$4,001 and Above, Per Dollar Over \$4,000	Add	BP01	Dollars	322.50-00 Additions	4,804,712	15,805,483	4,910,720
<b>Additional Structural Fees</b>								
9	Additional Structural Inspections, Each		BP26	Activities	329.00-00 Other Permits and Fees	730	1,993	6,993
<b>Additional Electrical Fees</b>								
10	Additional Electrical Inspections, Each		BP13	Activities	329.00-00 Other Permits and Fees	527	1,067	3,587
11	Additional Charge Per Amp		BP12	Amps	322.00-00 Building Permits	224,392	296,696	289,182
12	Temporary Power Pole or New Service		BP11	Activities	322.00-00 Building Permits	1,079	650	628
<b>Additional Plumbing and Gas Fees</b>								
13	Additional Plumbing Inspections, Each		BP18	Activities	329.00-00 Other Permits and Fees	217	601	3,554
14	Additional Charge Per Toilet		BP16	Toilets	322.00-00 Building Permits	2,625	3,348	3,608
15	Water Service Inspection (Well or Central), Each		BP17	Activities	322.00-00 Building Permits	2,168	2,664	2,484
16	Sewer Service Inspection (Septic or Central), Each		N/A	Activities	322.00-00 Building Permits	0	0	0
17	Additional Gas Inspections, Each		BP31	Activities	329.00-00 Other Permits and Fees	13	122	16
<b>Additional Mechanical Fees</b>								
18	Additional Mechanical Inspections, Each		BP06	Activities	329.00-00 Other Permits and Fees	203	433	2,548
19	Additional Charge Per Square Foot of Conditioned Space		BP07	Square Feet of Conditioned Space	322.00-00 Building Permits	2,192,647	2,790,904	2,948,813

Historical and Assumed Building Division A

Line No.	Description	Customer Type	Rate Code	Billing Determinants	Revenue Account(s)	Historical Fiscal Year Ended		
						2017	2018	2019
<b>Miscellaneous, Alteration, Repair, and Over the County/Fax Building Applications - Additions</b>								
20	Administrative / Plan Review Due at Issuance of Permit, Per Application		D3	Square Feet Under Roof	322.50-00 Additions	7,040	9,008	9,117
<b>Miscellaneous Fees</b>								
21	Plan Revision, Each - Residential		RP	Activities	322.30-00 Residential	359	579	417
22	Plan Revision, Each - Commercial		CP	Activities	322.40-00 Commercial	56	74	46
23	Revision Permit Fee		D4	Activities	322.50-00 Additions	73	40	23
24	Revision - Administration/Miscellaneous Plan Review		D6	Activities	322.50-00 Additions	77	45	23
25	Miscellaneous Revision Permit Fee		MP	Activities	322.50-00 Additions	125	101	43
26	Replacement of Building Permit Documents, Base Fee - Residential		N/A	Activities	322.30-00 Residential	0	0	0
27	Replacement of Building Permit Documents, Base Fee - Commercial		N/A	Activities	322.40-00 Commercial	0	0	0
28	Replacement of Building Permit Documents, Base Fee - Additions		N/A	Activities	322.50-00 Additions	0	0	0
29	Building Permit Records Search, Base Fee - Residential		N/A	Activities	322.30-00 Residential	0	0	0
30	Building Permit Records Search, Base Fee - Commercial		N/A	Activities	322.40-00 Commercial	0	0	0
31	Building Permit Records Search, Base Fee - Additions		N/A	Activities	322.50-00 Additions	0	0	0
32	Stop Work Order (Release to Continue Construction), Each		B1	Activities	369.90-00 Other Miscellaneous Revenues	0	0	0
33	Letter of Determination from Building Official, Each		B2	Activities	369.90-00 Other Miscellaneous Revenues	0	0	0
34	Unsafe Building Administrative Fee, Each		B4	Activities	369.90-00 Other Miscellaneous Revenues	2	0	0
35	Standard Inspection, Each		Included in Permit Fee Components	Activities	329.00-00 Other Permits and Fees	0	0	0
36	1st Re-inspection		A1	Activities	329.00-00 Other Permits and Fees	565	1,098	913
37	2nd Re-inspection		A2	Activities	329.00-00 Other Permits and Fees	218	491	330
38	3rd Re-inspection		A3	Activities	329.00-00 Other Permits and Fees	35	131	66
39	4th Re-inspection		A4	Activities	329.00-00 Other Permits and Fees	10	22	10
40	5th Re-inspection		A5	Activities	329.00-00 Other Permits and Fees	3	8	0
41	Reactivation of a Permit (1st)		AF	Activities	329.05-00 Permit Reactivation Fees	292	392	160
42	Reactivation of a Permit (2nd and 3rd Reactivation)		N/A	Activities	329.05-00 Permit Reactivation Fees	0	0	0
43	Application or Permit Transfer		B5	Activities	329.05-00 Permit Reactivation Fees	43	17	57
44	New Residential Certificate of Occupancy, Each Living Unit		C1	Activities	322.30-00 Residential	1,068	1,249	1,247
45	New Commercial Certificate of Occupancy, Each Living Unit		C2	Activities	322.40-00 Commercial	47	53	31
46	Certificate of Completion, Each		C7	Activities	322.40-00 Commercial	2	0	0
47	New Change of Occupancy or Reissued Change of Occupancy (Plan Review)		NC	Activities	329.00-00 Other Permits and Fees	1	0	0
48	Reissued Change of Occupancy or Reissued Change of Occupancy (Plan Review)		RC	Activities	329.00-00 Other Permits and Fees	3	0	0
49	Change of Occupancy or Reissued Change of Occupancy (Per Inspection)		N/A	Activities	322.40-00 Commercial	0	0	0
50	Temporary Certificate of Occupancy - 1st 30 Days - Residential		C4	Activities	322.30-00 Residential	0	0	0
51	Temporary Certificate of Occupancy - 1st 30 Days - Commercial		C5	Activities	322.40-00 Commercial	0	6	4
52	Temporary Certificate of Occupancy - 2nd 30 Days		N/A	Activities	322.40-00 Commercial	0	0	0
53	Temporary Certificate of Occupancy - 3rd 30 Days		N/A	Activities	322.40-00 Commercial	0	0	0
54	Temporary Certificate of Occupancy - Each Additional 30 Days		N/A	Activities	322.40-00 Commercial	0	0	0
55	Affidavit of Completion, Each		AC	Activities	322.40-00 Commercial	0	0	0

Historical and Assumed Building Division A

Line No.	Description	Customer Type	Rate Code	Billing Determinants	Revenue Account(s)	Historical Fiscal Year Ended		
						2017	2018	2019
56	Education Surcharge, % of Permit and Review		N/A	Permit Fees		N/A	N/A	N/A
57	Convenience Fee, Per Permit		C6	Permits	349.35-00 Convenience Fee	8,165	10,237	10,328
58	Building Code Administrators and Inspectors (BCAIB) Fee % of Permit Fee			Permit Fees		N/A	N/A	N/A
59	Minimum Charge Department of Business and Professional Regulation (DBPR) Fee			Activities		N/A	N/A	N/A
60	% of Permit Fee			Permit Fees		N/A	N/A	N/A
61	Minimum Charge			Activities		N/A	N/A	N/A



dgActVal

**1 Port, Florida  
Fee Analysis**

**Activities, Valuation, and Billing Determinants**

September 30		5-Year Average	3-Year Average	Thru 3/31 2022	Assumed Fiscal Year 2022
2020	2021				
					<b>Option 3</b>
					2021
					Statistics
4,210,372	5,558,482	3,901,495	4,389,329	0	5,558,482
1,577	2,204	1,475	1,679	0	2,204
368,527,464	645,417,040	376,719,913	439,416,308	0	645,417,040
470,710	535,593	442,458	438,350	0	535,593
101	112	98	103	0	112
72,289,843	126,263,120	75,230,391	92,333,548	0	126,263,120
13,522	17,103	12,950	14,540	0	17,103
5,231,069	10,295,630	8,209,523	6,812,473	0	10,295,630
6,739	12,701	5,831	8,811	0	12,701
5,337	6,519	3,407	5,148	0	6,519
313,580	415,450	307,860	339,404	0	415,450
778	1,085	844	830	0	1,085
4,989	6,366	3,145	4,970	0	6,366
3,752	4,672	3,601	4,011	0	4,672
3,065	4,218	2,920	3,256	0	4,218
0	0	0	0	0	0
180	381	142	192	0	381
4,129	4,291	2,321	3,656	0	4,291
3,189,903	4,810,918	3,186,637	3,649,878	0	4,810,918

dgActVal

**1 Port, Florida  
Fee Analysis**

**Activities, Valuation, and Billing Determinants**

September 30		5-Year Average	3-Year Average	Thru 3/31 2022	Assumed Fiscal Year 2022
2020	2021				
10,113	12,760	9,607	10,663	0	12,760
303	148	361	289	20	148
35	15	45	32	21	15
18	2	31	14	22	2
1	0	29	8	23	0
49	29	69	41	24	29
0	0	1	0	21	0
0	0	1	0	22	0
0	0	1	0	23	0
0	0	2	0	22	0
0	0	2	0	23	0
0	0	2	0	24	0
0	0	3	0	23	0
0	0	4	0	24	0
0	0	5	0	25	0
0	0	6	0	26	0
724	534	7	724	27	534
196	127	8	218	28	127
46	35	9	49	29	35
13	13	10	12	30	13
3	2	11	2	31	2
17	147	12	108	32	147
0	0	13	0	33	0
38	54	14	50	34	54
1,577	1,760	15	1,528	35	1,760
51	30	16	37	36	30
0	0	17	0	37	0
0	0	18	0	38	0
0	0	19	0	39	0
0	0	20	0	40	0
0	0	21	0	41	0
1	14	22	6	42	14
0	0	21	0	41	0
0	0	22	0	42	0
0	0	23	0	43	0
0	0	24	0	44	0

dgActVal

**1 Port, Florida  
Fee Analysis**

**Activities, Valuation, and Billing Determinants**

September 30		5-Year Average	3-Year Average	Thru 3/31 2022	Assumed Fiscal Year 2022
2020	2021				
N/A	N/A	0	N/A	N/A	N/A
11,798	14,278	25	12,135	44	14,278
N/A	N/A	26	N/A	44	N/A
N/A	N/A	27	N/A	44	N/A
N/A	N/A	28	N/A	44	N/A
N/A	N/A	29	N/A	44	N/A

**Table BuildingRev**

**City of North Port, Florida  
Building Fee Analysis**

**Projected Building Division Revenues**

Line No.	Description	Revenue Account(s)	Historical Fiscal Year Ended September 30,					Old Rates	4/12/2022 Rates
			2017	2018	2019	2020	2021	Projected Full-Year 2022	Projected Full-Year 2022
<b>New Construction - Residential Building Applications</b>									
Non-Refundable Plan Review Fee Due With Application, Per Square Foot Under Roof									
1	Rate		\$ 0.10	\$ 0.10	\$ 0.10	\$ 0.10	\$ 0.10	\$ 0.10	
2	Square Feet Under Roof		2,869,657	3,469,832	3,399,132	4,210,372	5,558,482	5,558,482	
3	Total	322.30-00 Residential	\$ 286,966	\$ 346,983	\$ 339,913	\$ 421,037	\$ 555,848	\$ 555,848	
Base Permit Fee - Valuation \$0 to \$4,000									
4	Rate		\$ 40.00	\$ 20.00	\$ 20.00	\$ 18.75	\$ 15.00	\$ 15.00	
5	Activities		1,060	1,280	1,255	1,577	2,204	2,204	
6	Total	322.30-00 Residential	\$ 42,380	\$ 25,600	\$ 25,100	\$ 29,560	\$ 33,060	\$ 44,080	
Base Permit Fee - Valuation \$4,001 and Above, Per Dollar Over \$4,000									
7	Rate		\$ 0.005	\$ 0.004	\$ 0.004	\$ 0.004	\$ 0.003	\$ 0.003	
8	Dollars		253,873,652	311,476,990	304,304,420	368,527,464	645,417,040	645,417,040	
9	Total	322.30-00 Residential	\$ 1,269,368	\$ 1,245,908	\$ 1,217,218	\$ 1,381,978	\$ 1,936,251	\$ 2,581,668	
<b>New Construction - Commercial Building Applications</b>									
Non-Refundable Plan Review Fee Due With Application, Per Square Foot Under Roof									
10	Rate		\$ 0.10	\$ 0.10	\$ 0.10	\$ 0.10	\$ 0.10	\$ 0.10	
11	Square Feet Under Roof		271,957	625,283	308,747	470,710	535,593	535,593	
12	Total	322.40-00 Commercial	\$ 27,196	\$ 62,528	\$ 30,875	\$ 47,071	\$ 53,559	\$ 53,559	
Base Permit Fee - Valuation \$0 to \$4,000									
13	Rate		\$ 40.00	\$ 20.00	\$ 20.00	\$ 18.75	\$ 15.00	\$ 15.00	
14	Activities		78	101	96	101	112	112	
15	Total	322.40-00 Commercial	\$ 3,120	\$ 2,020	\$ 1,920	\$ 1,895	\$ 1,685	\$ 2,247	
Base Permit Fee - Valuation \$4,001 and Above, Per Dollar Over \$4,000									
16	Rate		\$ 0.005	\$ 0.004	\$ 0.004	\$ 0.004	\$ 0.003	\$ 0.003	
17	Dollars		22,421,244	76,730,070	78,447,680	72,289,843	126,263,120	126,263,120	
18	Total	322.40-00 Commercial	\$ 112,106	\$ 306,920	\$ 313,791	\$ 271,087	\$ 378,789	\$ 505,052	
<b>Additional Structural Fees</b>									
Additional Structural Fees									
19	Rate		\$ 40.00	\$ 20.00	\$ 20.00	\$ 18.75	\$ 15.00	\$ 15.00	
20	Activities		730	1,993	6,993	6,739	12,701	12,701	
21	Total	329.00-00 Other Permits and Fees	\$ 29,180	\$ 39,860	\$ 139,860	\$ 126,350	\$ 190,515	\$ 254,020	
<b>Additional Electrical Fees</b>									
Additional Electrical Inspections, Each									
22	Rate		\$ 40.00	\$ 20.00	\$ 20.00	\$ 18.75	\$ 15.00	\$ 15.00	
23	Activities		527	1,067	3,587	5,337	6,519	6,519	
24	Total	329.00-00 Other Permits and Fees	\$ 21,080	\$ 21,340	\$ 71,740	\$ 100,065	\$ 97,785	\$ 130,380	
<b>Additional Charge Per Amp</b>									
25	Rate		\$ 0.40	\$ 0.40	\$ 0.40	\$ 0.38	\$ 0.30	\$ 0.30	
26	Amps		224,392	296,696	289,182	313,580	415,450	415,450	

**Table BuildingRev**

**City of North Port, Florida  
Building Fee Analysis**

**Projected Building Division Revenues**

Line No.	Description	Revenue Account(s)	Historical Fiscal Year Ended September 30,					Old Rates Projected Full-Year 2022	4/12/2022 Rates Projected Full-Year 2022	
			2017	2018	2019	2020	2021			
27	Total	322.00-00 Building Permits	\$ 89,757	\$ 118,678	\$ 115,673	\$ 117,592	\$ 124,635	\$ 124,635	\$ 166,180	
	<b>Temporary Power Pole or New Service</b>									
28	Rate		\$ 40.00	\$ 40.00	\$ 40.00	\$ 37.50	\$ 30.00	\$ 30.00	\$ 40.00	
29	Activities		1,079	650	628	778	1,085	1,085	1,085	
30	Total	322.00-00 Building Permits	\$ 43,140	\$ 26,000	\$ 25,120	\$ 29,175	\$ 32,535	\$ 32,535	\$ 43,380	
	<b>Additional Plumbing and Gas Fees</b>									
	<b>Additional Plumbing Inspections, Each</b>									
31	Rate		\$ 40.00	\$ 20.00	\$ 20.00	\$ 18.75	\$ 15.00	\$ 15.00	\$ 20.00	
32	Activities		217	601	3,554	4,989	6,366	6,366	6,366	
33	Total	329.00-00 Other Permits and Fees	\$ 8,680	\$ 12,020	\$ 71,080	\$ 93,545	\$ 95,490	\$ 95,490	\$ 127,320	
	<b>Additional Charge Per Toilet</b>									
34	Rate		\$ 20.00	\$ 20.00	\$ 20.00	\$ 18.75	\$ 15.00	\$ 15.00	\$ 20.00	
35	Toilets		2,625	3,348	3,608	3,752	4,672	4,672	4,672	
36	Total	322.00-00 Building Permits	\$ 52,500	\$ 66,960	\$ 72,160	\$ 70,345	\$ 70,080	\$ 70,080	\$ 93,440	
	<b>Water Service Inspection (Well or Central), Each</b>									
37	Rate		\$ 40.00	\$ 20.00	\$ 20.00	\$ 18.75	\$ 15.00	\$ 15.00	\$ 20.00	
38	Activities		2,168	2,664	2,484	3,065	4,218	4,218	4,218	
39	Total	322.00-00 Building Permits	\$ 86,720	\$ 53,280	\$ 49,680	\$ 57,470	\$ 63,270	\$ 63,270	\$ 84,360	
	<b>Sewer Service Inspection (Septic or Central), Each</b>									
40	Rate		\$ 40.00	\$ 20.00	\$ 20.00	\$ 18.75	\$ 15.00	\$ 15.00	\$ 20.00	
41	Activities		-	-	-	-	-	-	-	
42	Total	322.00-00 Building Permits	\$ -	\$ -	\$ -	\$ -	\$ -	\$ -	\$ -	
	<b>Additional Gas Inspections, Each</b>									
43	Rate		\$ 40.00	\$ 20.00	\$ 20.00	\$ 18.75	\$ 15.00	\$ 15.00	\$ 20.00	
44	Activities		13	122	16	180	381	381	381	
45	Total	329.00-00 Other Permits and Fees	\$ 520	\$ 2,440	\$ 320	\$ 3,375	\$ 5,715	\$ 5,715	\$ 7,620	
	<b>Additional Mechanical Fees</b>									
	<b>Additional Mechanical Inspections, Each</b>									
46	Rate		\$ 40.00	\$ 20.00	\$ 20.00	\$ 18.75	\$ 15.00	\$ 15.00	\$ 20.00	
47	Activities		203	433	2,548	4,129	4,291	4,291	4,291	
48	Total	329.00-00 Other Permits and Fees	\$ 8,120	\$ 8,660	\$ 50,960	\$ 77,420	\$ 64,365	\$ 64,365	\$ 85,820	
	<b>Additional Charge Per Square Foot of Conditioned Space</b>									
49	Rate		\$ 0.04	\$ 0.04	\$ 0.04	\$ 0.04	\$ 0.03	\$ 0.03	\$ 0.04	
50	Square Feet of Conditioned Space		2,192,647	2,790,904	2,948,813	3,189,903	4,810,918	4,810,918	4,810,918	
51	Total	322.00-00 Building Permits	\$ 87,706	\$ 111,636	\$ 117,953	\$ 119,621	\$ 144,328	\$ 144,328	\$ 192,437	
	<b>Miscellaneous, Alteration, Repair, and Over the County/Fax Building Applications - Additions</b>									
	<b>Administrative / Plan Review Due at Issuance of Permit, Per Application</b>									
52	Rate		\$ 40.00	\$ 20.00	\$ 20.00	\$ 18.75	\$ 15.00	\$ 15.00	\$ 20.00	
53	Square Feet Under Roof		7,040	9,008	9,117	10,113	12,760	12,760	12,760	
54	Total	322.50-00 Additions	\$ 281,588	\$ 180,150	\$ 182,337	\$ 189,620	\$ 191,396	\$ 191,396	\$ 255,195	

Table BuildingRev

City of North Port, Florida  
Building Fee Analysis

Projected Building Division Revenues

Line No.	Description	Revenue Account(s)	Historical Fiscal Year Ended September 30,					Old Rates Projected Full-Year 2022	4/12/2022 Rates Projected Full-Year 2022
			2017	2018	2019	2020	2021		
<b>Miscellaneous Fees</b>									
<b>Plan Revision, Each - Residential</b>									
55	Rate		\$ 50.00	\$ 50.00	\$ 50.00	\$ 46.88	\$ 37.50	\$ 37.50	\$ 50.00
56	Activities		359	579	417	303	148	148	148
57	Total	322.30-00 Residential	\$ 17,963	\$ 28,943	\$ 20,862	\$ 14,210	\$ 5,535	\$ 5,535	\$ 7,380
<b>Plan Revision, Each - Commercial</b>									
58	Rate		\$ 50.00	\$ 50.00	\$ 50.00	\$ 46.88	\$ 37.50	\$ 37.50	\$ 50.00
59	Activities		56	74	46	35	15	15	15
60	Total	322.40-00 Commercial	\$ 2,820	\$ 3,690	\$ 2,289	\$ 1,638	\$ 575	\$ 575	\$ 767
<b>Revision Permit Fee</b>									
61	Rate		\$ 50.00	\$ 50.00	\$ 50.00	\$ 46.88	\$ 37.50	\$ 37.50	\$ 50.00
62	Activities		73	40	23	18	2	2	2
63	Total	322.50-00 Additions	\$ 3,662	\$ 1,986	\$ 1,131	\$ 846	\$ 75	\$ 75	\$ 100
<b>Revision - Administration/Miscellaneous Plan Review</b>									
64	Rate		\$ 50.00	\$ 50.00	\$ 50.00	\$ 46.88	\$ 37.50	\$ 37.50	\$ 50.00
65	Activities		77	45	23	1	-	-	-
66	Total	322.50-00 Additions	\$ 3,865	\$ 2,241	\$ 1,170	\$ 67	\$ -	\$ -	\$ -
<b>Miscellaneous Revision Permit Fee</b>									
67	Rate		\$ 50.00	\$ 50.00	\$ 50.00	\$ 46.88	\$ 37.50	\$ 37.50	\$ 50.00
68	Activities		125	101	43	49	29	29	29
69	Total	322.50-00 Additions	\$ 6,227	\$ 5,036	\$ 2,158	\$ 2,300	\$ 1,104	\$ 1,104	\$ 1,472
<b>Replacement of Building Permit Documents, Base Fee - Residential</b>									
70	Rate		\$ 25.00	\$ 25.00	\$ 25.00	\$ 23.44	\$ 18.75	\$ 18.75	\$ 25.00
71	Activities		-	-	-	-	-	-	-
72	Total	322.30-00 Residential	\$ -	\$ -	\$ -	\$ -	\$ -	\$ -	\$ -
<b>Replacement of Building Permit Documents, Base Fee - Commercial</b>									
73	Rate		\$ 25.00	\$ 25.00	\$ 25.00	\$ 23.44	\$ 18.75	\$ 18.75	\$ 25.00
74	Activities		-	-	-	-	-	-	-
75	Total	322.40-00 Commercial	\$ -	\$ -	\$ -	\$ -	\$ -	\$ -	\$ -
<b>Building Permit Records Search, Base Fee - Additions</b>									
76	Rate		\$ 25.00	\$ 25.00	\$ 25.00	\$ 23.44	\$ 18.75	\$ 18.75	\$ 25.00
77	Activities		-	-	-	-	-	-	-
78	Total	322.50-00 Additions	\$ -	\$ -	\$ -	\$ -	\$ -	\$ -	\$ -
<b>Building Permit Records Search, Base Fee - Residential</b>									
79	Rate		\$ 25.00	\$ 25.00	\$ 25.00	\$ 23.44	\$ 18.75	\$ 18.75	\$ 25.00
80	Activities		-	-	-	-	-	-	-
81	Total	322.30-00 Residential	\$ -	\$ -	\$ -	\$ -	\$ -	\$ -	\$ -
<b>Unsafe Building Administrative Fee, Each</b>									
82	Rate		\$ 25.00	\$ 25.00	\$ 25.00	\$ 23.44	\$ 18.75	\$ 18.75	\$ 25.00
83	Activities		-	-	-	-	-	-	-
84	Total	322.40-00 Commercial	\$ -	\$ -	\$ -	\$ -	\$ -	\$ -	\$ -

Table BuildingRev

City of North Port, Florida  
Building Fee Analysis

Projected Building Division Revenues

Line No.	Description	Revenue Account(s)	Historical Fiscal Year Ended September 30,					Old Rates Projected Full-Year 2022	4/12/2022 Rates Projected Full-Year 2022
			2017	2018	2019	2020	2021		
<b>4th Re-inspection</b>									
85	Rate		\$ 25.00	\$ 25.00	\$ 25.00	\$ 23.44	\$ 18.75	\$ 18.75	\$ 25.00
86	Activities		-	-	-	-	-	-	-
87	Total	322.50-00 Additions	\$ -	\$ -	\$ -	\$ -	\$ -	\$ -	\$ -
<b>Stop Work Order (Release to Continue Construction), Each</b>									
88	Rate		\$ 100.00	\$ 100.00	\$ 100.00	\$ 93.75	\$ 75.00	\$ 75.00	\$ 100.00
89	Activities		-	-	-	-	-	-	-
90	Total	69.90-00 Other Miscellaneous Revenue	\$ -	\$ -	\$ -	\$ -	\$ -	\$ -	\$ -
<b>Letter of Determination from Building Official, Each</b>									
91	Rate		\$ 100.00	\$ 100.00	\$ 100.00	\$ 93.75	\$ 75.00	\$ 75.00	\$ 100.00
92	Activities		0	0	-	-	-	-	-
93	Total	69.90-00 Other Miscellaneous Revenue	\$ 31	\$ 0	\$ -	\$ -	\$ -	\$ -	\$ -
<b>Unsafe Building Administrative Fee, Each</b>									
94	Rate		\$ 250.00	\$ 250.00	\$ 250.00	\$ 234.38	\$ 187.50	\$ 187.50	\$ 250.00
95	Activities		2	-	-	-	-	-	-
96	Total	69.90-00 Other Miscellaneous Revenue	\$ 500	\$ -	\$ -	\$ -	\$ -	\$ -	\$ -
<b>Standard Inspection, Each</b>									
97	Rate		\$ 40.00	\$ 20.00	\$ 20.00	\$ 18.75	\$ 15.00	\$ 15.00	\$ 20.00
98	Activities		-	-	-	-	-	-	-
99	Total	329.00-00 Other Permits and Fees	\$ -	\$ -	\$ -	\$ -	\$ -	\$ -	\$ -
<b>1st Re-inspection</b>									
100	Rate		\$ 75.00	\$ 37.50	\$ 37.50	\$ 35.13	\$ 28.00	\$ 28.00	\$ 37.50
101	Activities		565	1,098	913	724	534	534	534
102	Total	329.00-00 Other Permits and Fees	\$ 42,356	\$ 41,166	\$ 34,232	\$ 25,443	\$ 14,952	\$ 14,952	\$ 20,025
<b>2nd Re-inspection</b>									
103	Rate		\$ 75.00	\$ 75.00	\$ 75.00	\$ 70.31	\$ 56.25	\$ 56.25	\$ 75.00
104	Activities		218	491	330	196	127	127	127
105	Total	329.00-00 Other Permits and Fees	\$ 16,350	\$ 36,844	\$ 24,731	\$ 13,798	\$ 7,144	\$ 7,144	\$ 9,525
<b>3rd Re-inspection</b>									
106	Rate		\$ 150.00	\$ 150.00	\$ 150.00	\$ 140.63	\$ 112.50	\$ 112.50	\$ 150.00
107	Activities		35	131	66	46	35	35	35
108	Total	329.00-00 Other Permits and Fees	\$ 5,250	\$ 19,575	\$ 9,863	\$ 6,487	\$ 3,938	\$ 3,938	\$ 5,250
<b>4th Re-inspection</b>									
109	Rate		\$ 300.00	\$ 300.00	\$ 300.00	\$ 281.25	\$ 225.00	\$ 225.00	\$ 300.00
110	Activities		10	22	10	13	13	13	13
111	Total	329.00-00 Other Permits and Fees	\$ 3,000	\$ 6,600	\$ 3,000	\$ 3,675	\$ 2,925	\$ 2,925	\$ 3,900
<b>5th Re-inspection</b>									
112	Rate		\$ 600.00	\$ 600.00	\$ 600.00	\$ 562.50	\$ 450.00	\$ 450.00	\$ 600.00
113	Activities		3	8	-	3	2	2	2
114	Total	329.00-00 Other Permits and Fees	\$ 1,800	\$ 4,800	\$ -	\$ 1,950	\$ 900	\$ 900	\$ 1,200

**Table BuildingRev**

**City of North Port, Florida  
Building Fee Analysis**

**Projected Building Division Revenues**

Line No.	Description	Revenue Account(s)	Historical Fiscal Year Ended September 30,					Old Rates Projected Full-Year 2022	4/12/2022 Rates Projected Full-Year 2022
			2017	2018	2019	2020	2021		
<b>Reactivation of a Permit (1st)</b>									
115	Rate		\$ 75.00	\$ 75.00	\$ 75.00	\$ 70.31	\$ 56.25	\$ 56.25	\$ 75.00
116	Activities		292	392	160	17	147	147	147
117	Total	329.05-00 Permit Reactivation Fees	\$ 21,895	\$ 29,375	\$ 12,006	\$ 1,181	\$ 8,256	\$ 8,256	\$ 11,008
<b>Reactivation of a Permit (2nd and 3rd Reactivation)</b>									
118	Rate		\$ 125.00	\$ 125.00	\$ 125.00	\$ 117.19	\$ 93.75	\$ 93.75	\$ 125.00
119	Activities		-	-	-	-	-	-	-
120	Total	329.05-00 Permit Reactivation Fees	\$ -	\$ -	\$ -	\$ -	\$ -	\$ -	\$ -
<b>Application or Permit Transfer</b>									
121	Rate		\$ 100.00	\$ 100.00	\$ 100.00	\$ 93.75	\$ 75.00	\$ 75.00	\$ 100.00
122	Activities		43	17	57	38	54	54	54
123	Total	329.05-00 Permit Reactivation Fees	\$ 4,250	\$ 1,675	\$ 5,650	\$ 3,550	\$ 4,075	\$ 4,075	\$ 5,433
<b>New Residential Certificate of Occupancy, Each Living Unit</b>									
124	Rate		\$ 100.00	\$ 50.00	\$ 50.00	\$ 46.88	\$ 37.50	\$ 37.50	\$ 50.00
125	Activities		1,068	1,249	1,247	1,577	1,760	1,760	1,760
126	Total	322.30-00 Residential	\$ 106,800	\$ 62,450	\$ 62,350	\$ 73,900	\$ 66,000	\$ 66,000	\$ 88,000
<b>New Commercial Certificate of Occupancy, Each Living Unit</b>									
127	Rate		\$ 100.00	\$ 100.00	\$ 100.00	\$ 93.75	\$ 75.00	\$ 75.00	\$ 100.00
128	Activities		47	53	31	51	30	30	30
129	Total	322.40-00 Commercial	\$ 4,700	\$ 5,300	\$ 3,100	\$ 4,800	\$ 2,250	\$ 2,250	\$ 3,000
<b>Certificate of Completion, Each</b>									
130	Rate		\$ 100.00	\$ 100.00	\$ 100.00	\$ 93.75	\$ 75.00	\$ 75.00	\$ 100.00
131	Activities		2	-	-	-	-	-	-
132	Total	322.40-00 Commercial	\$ 200	\$ -	\$ -	\$ -	\$ -	\$ -	\$ -
<b>New Change of Occupancy or Reissued Change of Occupancy (Plan Review)</b>									
133	Rate		\$ 40.00	\$ 40.00	\$ 40.00	\$ 37.50	\$ 30.00	\$ 30.00	\$ 40.00
134	Activities		1	-	-	-	-	-	-
135	Total	329.00-00 Other Permits and Fees	\$ 25	\$ -	\$ -	\$ -	\$ -	\$ -	\$ -
<b>Reissued Change of Occupancy or Reissued Change of Occupancy (Plan Review)</b>									
136	Rate		\$ 40.00	\$ 40.00	\$ 40.00	\$ 37.50	\$ 30.00	\$ 30.00	\$ 40.00
137	Activities		3	-	-	-	-	-	-
138	Total	329.00-00 Other Permits and Fees	\$ 140	\$ -	\$ -	\$ -	\$ -	\$ -	\$ -
<b>Change of Occupancy or Reissued Change of Occupancy (Per Inspection)</b>									
139	Rate		\$ 40.00	\$ 40.00	\$ 40.00	\$ 37.50	\$ 30.00	\$ 30.00	\$ 40.00
140	Activities		-	-	-	-	-	-	-
141	Total	322.40-00 Commercial	\$ -	\$ -	\$ -	\$ -	\$ -	\$ -	\$ -
<b>Temporary Certificate of Occupancy - 1st 30 Days - Residential</b>									
142	Rate		\$ 200.00	\$ 200.00	\$ 200.00	\$ 187.50	\$ 150.00	\$ 150.00	\$ 200.00
143	Activities		-	-	-	-	-	-	-
144	Total	322.30-00 Residential	\$ -	\$ -	\$ -	\$ -	\$ -	\$ -	\$ -
<b>Temporary Certificate of Occupancy - 1st 30 Days - Commercial</b>									



**Table BuildingRev**

**City of North Port, Florida  
Building Fee Analysis**

**Projected Building Division Revenues**

Line No.	Description	Revenue Account(s)	Historical Fiscal Year Ended September 30,					Old Rates Projected Full-Year 2022	4/12/2022 Rates Projected Full-Year 2022
			2017	2018	2019	2020	2021		
145	Rate		\$ 200.00	\$ 200.00	\$ 200.00	\$ 187.50	\$ 150.00	\$ 150.00	\$ 200.00
146	Activities		-	6	4	1	14	14	14
147	Total	322.40-00 Commercial	\$ -	\$ 1,200	\$ 750	\$ 150	\$ 2,100	\$ 2,100	\$ 2,800
<b>Temporary Certificate of Occupancy - 2nd 30 Days</b>									
148	Rate		\$ 400.00	\$ 400.00	\$ 400.00	\$ 375.00	\$ 300.00	\$ 300.00	\$ 400.00
149	Activities		-	-	-	-	-	-	-
150	Total	322.40-00 Commercial	\$ -	\$ -	\$ -	\$ -	\$ -	\$ -	\$ -
<b>Temporary Certificate of Occupancy - 3rd 30 Days</b>									
151	Rate		\$ 600.00	\$ 600.00	\$ 600.00	\$ 562.50	\$ 450.00	\$ 450.00	\$ 600.00
152	Activities		-	-	-	-	-	-	-
153	Total	322.40-00 Commercial	\$ -	\$ -	\$ -	\$ -	\$ -	\$ -	\$ -
<b>Temporary Certificate of Occupancy - Each Additional 30 Days</b>									
154	Rate		\$ 900.00	\$ 900.00	\$ 900.00	\$ 843.75	\$ 675.00	\$ 675.00	\$ 900.00
155	Activities		-	-	-	-	-	-	-
156	Total	322.40-00 Commercial	\$ -	\$ -	\$ -	\$ -	\$ -	\$ -	\$ -
<b>Affidavit of Completion, Each</b>									
157	Rate		\$ 40.00	\$ 40.00	\$ 40.00	\$ 37.50	\$ 30.00	\$ 30.00	\$ 40.00
158	Activities		-	-	-	-	-	-	-
159	Total	322.40-00 Commercial	\$ -	\$ -	\$ -	\$ -	\$ -	\$ -	\$ -
<b>Education Surcharge, % of Permit and Review</b>									
160	Rate		2.00%	1.50%	1.50%	1.50%	1.50%	1.50%	1.50%
161	Permit Fees		N/A	N/A	N/A	N/A	N/A	N/A	N/A
161	Total		\$ -	\$ -	\$ -	\$ -	\$ -	\$ -	\$ -
<b>Convenience Fee, Per Permit</b>									
162	Rate		\$ 5.00	\$ 5.00	\$ 5.00	\$ 4.69	\$ 3.75	\$ 3.75	\$ 5.00
163	Permits		8,165	10,237	10,328	11,798	14,278	14,278	14,278
164	Total	349.35-00 Convenience Fee	\$ 40,825	\$ 51,185	\$ 51,642	\$ 55,303	\$ 53,543	\$ 53,543	\$ 71,391
<b>Building Code Administrators and Inspectors (BCAIB) Fee % of Permit Fee</b>									
165	Rate		1.50%	1.50%	1.50%	1.50%	1.50%	1.50%	1.50%
166	Permit Fees		N/A	N/A	N/A	N/A	N/A	N/A	N/A
166	Subtotal		\$ -	\$ -	\$ -	\$ -	\$ -	\$ -	\$ -
<b>Minimum Charge</b>									
167	Rate		\$ 2.00	\$ 2.00	\$ 2.00	\$ 2.00	\$ 2.00	\$ 2.00	\$ 2.00
168	Activities		N/A	N/A	N/A	N/A	N/A	N/A	N/A
168	Subtotal		\$ -	\$ -	\$ -	\$ -	\$ -	\$ -	\$ -
169	Total		\$ -	\$ -	\$ -	\$ -	\$ -	\$ -	\$ -
<b>Department of Business and Professional Regulation (DBPR) Fee % of Permit Fee</b>									
170	Rate		1.50%	1.00%	1.00%	1.00%	1.00%	1.00%	1.00%
171	Permit Fees		N/A	N/A	N/A	N/A	N/A	N/A	N/A
171	Subtotal		\$ -	\$ -	\$ -	\$ -	\$ -	\$ -	\$ -

Table BuildingRev

City of North Port, Florida  
Building Fee Analysis

Projected Building Division Revenues

Line No.	Description	Revenue Account(s)	Historical Fiscal Year Ended September 30,					Old Rates	4/12/2022 Rates
			2017	2018	2019	2020	2021	Projected Full-Year 2022	Projected Full-Year 2022
	Minimum Charge								
172	Rate		\$ 2.00	\$ 2.00	\$ 2.00	\$ 2.00	\$ 2.00	\$ 2.00	
	Activities		N/A	N/A	N/A	N/A	N/A	N/A	
173	Subtotal		\$ -	\$ -	\$ -	\$ -	\$ -	\$ -	
174	Total		\$ -	\$ -	\$ -	\$ -	\$ -	\$ -	
175	<b>TOTAL REVENUE</b>		\$ 2,732,784	\$ 2,933,050	\$ 3,060,631	\$ 3,346,503	\$ 4,212,678	\$ 5,413,857	
176			0.00%	0.00%	0.00%	0.00%	-0.65%	-0.65%	
177			\$ 2,732,784	\$ 2,933,050	\$ 3,060,631	\$ 3,346,503	\$ 4,185,203	\$ 5,378,548	
178	Actual or Projected Rate / Fees Revenues		\$ 3,240,039	\$ 3,384,102	\$ 3,491,214	\$ 3,674,151	\$ 4,185,203		
179	Assumed Non-Rate Revenues Without Investment Income								
180	Investment / Interest Income								
181	Total Building Division Revenues								
182								\$	
183								\$	

City of North Port, FL  
Building Fee Analy

Building Division Historical and B

Line No.	Revenue Code	Description	Actual	Actual	Actual	Actual	Unaudited	Compound Annual Growth Rate			Encumbered or
			Fiscal Year 2017	Fiscal Year 2018	Fiscal Year 2019	Fiscal Year 2020	Fiscal Year 2021	5-Year	3-Year	1-Year	Spent Thru 3/31 2022
<b>135 BUILDING FUND</b>											
<b>Revenues</b>											
1	322.00-00	Building Permits	\$ 120	\$ -	\$ -	\$ -	\$ 491	42.2%	0.0%	0.0%	\$ -
2	322.30-00	Residential	2,140,520	2,164,655	2,393,466	2,640,717	3,338,792	11.8%	8.7%	26.4%	-
3	322.40-00	Commercial	141,342	353,317	258,219	279,990	138,854	-0.4%	-14.4%	-50.4%	-
4	322.50-00	Additions	838,120	713,223	618,861	598,527	600,185	-8.0%	-0.8%	0.3%	-
5	328.00-00	Certificate of Competency	-	-	-	-	300	0.0%	0.0%	0.0%	-
6	329.00-00	Other Permits and Fees	55,213	72,783	109,473	78,143	46,178	-4.4%	-19.4%	-40.9%	-
7	329.05-00	Permit Reactivation Fees	21,380	27,270	40,565	21,400	6,631	-25.4%	-36.4%	-69.0%	-
8	329.15-00	Radon Admin Fees	-	-	-	-	23	0.0%	0.0%	0.0%	-
9	331.50-02	Economic Environment FEMA Hurricane Relief	-	-	-	-	838	0.0%	0.0%	0.0%	-
10	349.30-02	Building - Miscellaneous Admin Fees	-	8	-	-	-	0.0%	0.0%	0.0%	-
11	349.30-10	City Wide Fee Ordinances Building DRC Review Fees	450	275	275	325	450	0.0%	13.1%	38.5%	-
12	349.35-00	Convenience Fee	40,871	50,860	52,025	55,149	52,829	6.6%	0.4%	-4.2%	-
13	361.00-00	Investment Income	36,217	52,546	207,312	183,809	22,610	-11.1%	-42.5%	-87.7%	-
14	364.00-00	Dispose of Fixed Assets	49	-	4,200	8,900	-	-100.0%	-100.0%	-100.0%	-
15	369.90-00	Other Miscellaneous Revenues	2,473	1,986	2,273	225	943	-21.4%	-19.7%	319.1%	-
16	388.20-00	Insurance Recoveries	-	-	16,332	-	-	0.0%	-100.0%	0.0%	-
17	389.90-00	Other - App Fund Balance	-	30	-	-	-	0.0%	0.0%	0.0%	-
18	Add1	Additional Item 1	-	-	-	-	-	0.0%	0.0%	0.0%	-
19	Add2	Additional Item 2	-	-	-	-	-	0.0%	0.0%	0.0%	-
20		<b>Subtotal</b>	<b>\$ 3,276,755</b>	<b>\$ 3,436,953</b>	<b>\$ 3,703,001</b>	<b>\$ 3,867,185</b>	<b>\$ 4,209,124</b>				<b>\$ -</b>
21		<b>Less Use of Fund Balance</b>	<b>-</b>	<b>(30)</b>	<b>-</b>	<b>-</b>	<b>-</b>				<b>-</b>
22		<b>TOTAL REVENUES</b>	<b>\$ 3,276,755</b>	<b>\$ 3,436,923</b>	<b>\$ 3,703,001</b>	<b>\$ 3,867,185</b>	<b>\$ 4,209,124</b>	<b>6.5%</b>	<b>3.3%</b>	<b>8.8%</b>	<b>\$ -</b>
23		<b>Revenues Without Non-Rate Revenue</b>	<b>\$ 3,240,039</b>	<b>\$ 3,384,102</b>	<b>\$ 3,491,214</b>	<b>\$ 3,674,151</b>	<b>\$ 4,185,203</b>				<b>\$ -</b>
24		<b>Assumed Non-Rate Revenues Without Investment Income</b>									

**Florida  
Analysis**

**Budgeted Revenues**

Percent of Budget	Revised Fiscal Year 2022	Adjustments	Adjusted Fiscal Year 2022	Proposed Fiscal Year 2023	Adjustments	Adjusted Fiscal Year 2023
0.0%	\$ 492,013	\$ -	\$ 492,013	\$ 659,825	\$ -	\$ 659,825
0.0%	2,861,361	-	2,861,361	4,028,030	-	4,028,030
0.0%	489,274	-	489,274	691,396	-	691,396
0.0%	217,891	-	217,891	508,622	-	508,622
0.0%	-	-	-	-	-	-
0.0%	547,357	-	547,357	1,261,960	-	1,261,960
0.0%	13,952	-	13,952	16,334	-	16,334
0.0%	-	-	-	-	-	-
0.0%	-	-	-	-	-	-
0.0%	-	-	-	-	-	-
0.0%	200	-	200	200	-	200
0.0%	60,582	-	60,582	70,925	-	70,925
0.0%	10,600	-	10,600	9,674	-	9,674
0.0%	-	-	-	-	-	-
0.0%	-	-	-	-	-	-
0.0%	-	-	-	-	-	-
0.0%	-	-	-	-	-	-
0.0%	-	-	-	-	-	-
0.0%	-	-	-	-	-	-
	<b>\$ 4,693,230</b>	<b>\$ -</b>	<b>\$ 4,693,230</b>	<b>\$ 7,246,967</b>	<b>\$ -</b>	<b>\$ 7,246,967</b>
	-	-	-	-	-	-
<b>0.0%</b>	<b>\$ 4,693,230</b>	<b>\$ -</b>	<b>\$ 4,693,230</b>	<b>\$ 7,246,967</b>	<b>\$ -</b>	<b>\$ 7,246,967</b>
	<b>\$ 4,682,430</b>	<b>\$ -</b>	<b>\$ 4,682,430</b>	<b>\$ 7,237,093</b>	<b>\$ -</b>	<b>\$ 7,237,093</b>
	<b>\$ 200</b>	<b>\$ -</b>	<b>\$ 200</b>	<b>\$ 200</b>	<b>\$ -</b>	<b>\$ 200</b>

**Building Division Histo**

Line No.	Expense Code	Description	Operating Expense? (Yes/No)	Include in Overhead?		Actual Fiscal Year 2017	Actual Fiscal Year 2018	Actual Fiscal Year 2019	Actual Fiscal Year 2020	Unaudited Fiscal Year 2021	Compound 5-Year	
				With Vehicle Costs (Yes/No)	No Vehicle Costs (Yes/No)							
<b>135 BUILDING FUND</b>												
<b>Personnel Expenditures</b>												
1	1100	Executive Salaries	Yes	No	No	\$ 34,027	\$ 39,667	\$ 35,166	\$ 39,567	\$ 78,973	23.4%	
2	1200	Regular Salaries	Yes	No	No	934,048	1,151,866	1,277,640	1,293,869	1,604,958	14.5%	
3	1300	Other Salaries and Wages	Yes	No	No	-	-	-	-	-	0.0%	
4	1400	Overtime	Yes	No	No	46,656	76,375	50,045	28,321	18,419	-20.7%	
5	1508	Clothing / Cleaning Allowance	Yes	No	No	-	-	-	-	-	0.0%	
6	2100	FICA	Yes	No	No	74,046	92,486	99,110	99,098	123,644	13.7%	
7	2201	Florida Retirement System	Yes	No	No	82,502	107,121	119,128	126,934	182,005	21.9%	
8	2300	Insurance - Health	Yes	No	No	164,090	183,015	191,960	243,260	307,534	17.0%	
9	2302	Vision Care	Yes	No	No	1,189	1,407	1,656	1,611	1,999	13.9%	
10	2304	Dental, Life, and Disability	Yes	No	No	-	-	18,703	20,192	25,114	0.0%	
11	2400	Workers' Compensation	Yes	No	No	13,140	13,140	2,040	2,490	3,680	-27.3%	
12	2500	Unemployment Compensation	Yes	No	No	-	-	-	-	-	0.0%	
13	2700	Educational Assistance	Yes	No	No	-	441	432	-	253	0.0%	
14	AddPers	Additional Personnel	Yes	No	No	-	-	-	-	-	0.0%	
15	<b>Total Personnel Expenditures</b>						\$ 1,349,698	\$ 1,665,518	\$ 1,795,880	\$ 1,855,342	\$ 2,346,579	14.8%
<b>Operating Expenditures</b>												
16	3100	Professional Services	Yes	No	No	\$ -	\$ -	\$ -	\$ -	\$ -	0.0%	
17	3104	Medical Services	Yes	No	No	-	-	75	-	-	0.0%	
18	3105	Other Professional Services	Yes	No	No	-	750	-	13,182	70,582	0.0%	
19	3400	Other Contractual Services	Yes	No	No	38,207	49,238	52,234	42,091	125,322	34.6%	
20	4000	Travel and Per Diem	Yes	No	No	-	2,852	793	-	-	0.0%	
21	4100	Communication Services	Yes	Yes	Yes	11,030	16,273	17,779	16,986	17,550	12.3%	
22	4200	Postage and Mailing	Yes	Yes	Yes	42	149	191	45	398	75.5%	
23	4400	Rentals and Leases	Yes	Yes	Yes	4,712	5,219	5,709	4,866	5,179		
24	4500	Insurance	Yes	Yes	Yes	3,870	3,870	25,650	17,730	26,970		
25	4601	Repairs and Maintenance / Office Equipment	Yes	Yes	Yes	16,806	21,353	14,381	58,310	22,458		
26	4602	Repairs and Maintenance / Communication Equipment	Yes	Yes	Yes	-	-	-	-	-		
27	4604	Repairs and Maintenance / Buildings	Yes	Yes	Yes	-	-	-	-	5,924		
28	4650	Fleet - Administration	Yes	Yes	No	13,370	10,640	13,740	11,840	14,790		
29	4651	Fleet - Labor	Yes	Yes	No	2,661	4,295	5,702	6,089	5,530		
30	4652	Fleet - Parts	Yes	Yes	No	1,478	4,807	4,805	4,735	5,543		
31	4653	Fleet - Outsourced	Yes	Yes	No	100	150	683	-	-		
32	4700	Printing and Binding	Yes	Yes	Yes	1,440	1,275	910	1,671	1,515		
33	4800	Promotional Activities	Yes	No	No	1,988	1,790	1,985	1,886	476		
34	4901	Bank and Transaction Fees	Yes	No	No	63,573	74,155	81,436	133,909	186,297		
35	4902	Cash Over and Short	Yes	No	No	(20)	-	-	-	-		
36	4913	Ads and Public Notices	Yes	No	No	-	-	195	-	3,082		
37	4914	Licenses / Fees / Permits	Yes	Yes	Yes	408	65	235	-	87		
38	4969	Food	Yes	No	No	-	-	-	-	-		
39	4970	Payment to General Fund	Yes	Yes	Yes	300,730	500,310	508,160	548,860	879,750		

**Building Division Histo**

Line No.	Expense Code	Description	Operating Expense? (Yes/No)	Include in Overhead?		Actual Fiscal Year 2017	Actual Fiscal Year 2018	Actual Fiscal Year 2019	Actual Fiscal Year 2020	Unaudited Fiscal Year 2021	Compound 5-Year
				With Vehicle Costs (Yes/No)	No Vehicle Costs (Yes/No)						
40	4980	Operating Budget Reduction	Yes	No	No	-	-	-	-	-	
41	5100	Office Supplies	Yes	Yes	Yes	5,179	7,654	8,542	7,395	5,409	
42	5201	Other Operating Supplies	Yes	No	No	-	-	-	18	-	
43	5202	Fuel	Yes	Yes	No	10,661	18,024	19,522	15,074	16,969	
44	5207	Uniforms	Yes	Yes	Yes	3,004	3,647	4,804	5,899	7,052	
45	5250	Minor Operating Equipment	Yes	Yes	Yes	35,344	17,801	9,761	25,029	27,565	
46	5400	Books / Subscriptions / Memberships	Yes	Yes	Yes	-	8,175	838	14,319	1,049	
47	5500	Training and Education	Yes	Yes	Yes	499	350	916	210	433	
48	5900	Depreciation	Yes	No	No	-	-	-	-	-	0.0%
49		<b>Total Operating Expenditures</b>				\$ 515,082	\$ 752,842	\$ 779,046	\$ 930,144	\$ 1,429,930	29.1%
		<b>Capital Outlay</b>									
50	6200	Buildings	No	No	No	\$ -	\$ -	\$ -	\$ -	\$ -	0.0%
51	6400	Capital Machinery and Equipment	No	No	No	74,250	397,676	59,128	-	40,169	-14.2%
52	6800	Intangible Assets	No	No	No	-	-	-	-	-	0.0%
53		<b>Total Capital Outlay</b>				\$ 74,250	\$ 397,676	\$ 59,128	\$ -	\$ 40,169	-14.2%
		<b>Interfund Transfers</b>									
54	9100	Transfers Out	No	No	No	\$ -	\$ -	\$ 1,357,650	\$ -	\$ -	0.0%
55		<b>Total Interfund Transfers</b>				\$ -	\$ -	\$ 1,357,650	\$ -	\$ -	0.0%
		<b>Other Uses</b>									
56	115	Transfer to Renewal and Replacement Fund	No	Yes	No	\$ 40,000	\$ 40,000	\$ 40,000	\$ 40,000	\$ 40,000	0.0%
57		<b>Total Other Uses</b>				\$ 40,000	\$ 40,000	\$ 40,000	\$ 40,000	\$ 40,000	0.0%
58		<b>Adjustment to Meet Revenue Target</b>									
59		<b>TOTAL EXPENDITURES</b>				<b>\$ 1,979,030</b>	<b>\$ 2,856,036</b>	<b>\$ 4,031,704</b>	<b>\$ 2,825,486</b>	<b>\$ 3,856,678</b>	<b>18.2%</b>
60		Actual Operating Expenses				\$ 1,864,780	\$ 2,418,360	\$ 2,574,926	\$ 2,785,486	\$ 3,776,509	19.3%
61		Operating Budget						\$ 4,069,750	\$ 5,890,670	\$ 4,211,381	
62		Difference from Actual - Amount						\$ 38,046	\$ 3,065,184	\$ 354,703	
63		Difference from Actual - Percent						0.9%	108.5%	9.2%	
64		Expenses to Include in Overhead Calculation - With Vehicle Costs									
65		Expenses to Include in Overhead Calculation - No Vehicle Costs									

**Table BuildingExp**

**City of North Port, Florida  
Building Fee Analysis**

**Historical, Budgeted, and Projected Expenditures**

End Annual Growth Rate		Encumbered or Spent Thru 3/31 2022	Percent of Budget	Revised Fiscal Year 2022	Adjustments	Adjusted Fiscal Year 2022	Proposed Fiscal Year 2023	Adjustments	Adjusted Fiscal Year 2023
3-Year	1-Year								
22.4%	99.6%	\$ -	0.0%	\$ 91,390	\$ -	\$ 91,390	\$ 124,880	\$ 7,493	\$ 132,373
5.9%	24.0%	-	0.0%	2,139,110	-	2,139,110	2,445,220	146,713	2,591,933
0.0%	0.0%	-	0.0%	-	-	-	-	-	-
-22.1%	-35.0%	-	0.0%	37,120	-	37,120	37,120	2,227	39,347
0.0%	0.0%	-	0.0%	330	-	330	-	-	-
5.7%	24.8%	-	0.0%	165,940	-	165,940	187,660	11,260	198,920
11.2%	43.4%	-	0.0%	261,910	-	261,910	308,710	18,523	327,233
12.5%	26.4%	-	0.0%	418,630	-	418,630	526,810	-	526,810
4.8%	24.1%	-	0.0%	2,580	-	2,580	2,780	-	2,780
7.6%	24.4%	-	0.0%	28,780	-	28,780	33,830	-	33,830
15.9%	47.8%	-	0.0%	3,890	-	3,890	-	-	-
0.0%	0.0%	-	0.0%	240	-	240	-	-	-
-12.5%	0.0%	-	0.0%	2,500	-	2,500	2,500	-	2,500
0.0%	0.0%	-	0.0%	-	-	-	-	-	-
6.9%	26.5%	\$ -	0.0%	\$ 3,152,420	\$ -	\$ 3,152,420	\$ 3,669,510	\$ 186,215	\$ 3,855,725
0.0%	0.0%	\$ -	0.0%	\$ -	\$ -	\$ -	\$ -	\$ -	\$ -
-100.0%	0.0%	-	0.0%	-	-	-	-	-	-
0.0%	435.4%	-	0.0%	75,000	-	75,000	-	-	-
24.5%	197.7%	-	0.0%	325,860	-	325,860	336,160	-	336,160
-100.0%	0.0%	-	0.0%	1,000	-	1,000	1,000	-	1,000
-0.3%	3.3%	-	0.0%	12,600	-	12,600	14,370	-	14,370
20.1%	784.4%	-	0.0%	3,000	-	3,000	3,000	-	3,000
-2.4%	6.4%	-	0.0%	4,500	-	4,500	4,500	-	4,500
1.3%	52.1%	-	0.0%	27,470	-	27,470	27,470	-	27,470
11.8%	-61.5%	-	0.0%	44,890	-	44,890	44,890	-	44,890
0.0%	0.0%	-	0.0%	100	-	100	100	-	100
0.0%	0.0%	-	0.0%	-	-	-	-	-	-
-	-	-	0.0%	9,930	-	9,930	7,780	-	7,780
-	-	-	0.0%	6,620	-	6,620	6,860	-	6,860
-	-	-	0.0%	4,670	-	4,670	7,510	-	7,510
-	-	-	0.0%	510	-	510	510	-	510
-	-	-	0.0%	1,000	-	1,000	2,000	-	2,000
-	-	-	0.0%	2,000	-	2,000	2,500	-	2,500
-	-	-	0.0%	155,000	-	155,000	155,000	-	155,000
-	-	-	0.0%	-	-	-	-	-	-
-	-	-	0.0%	-	-	-	-	-	-
-	-	-	0.0%	3,000	-	3,000	3,000	-	3,000
-	-	-	0.0%	-	-	-	-	-	-
-	-	-	0.0%	347,630	-	347,630	347,630	-	347,630

**Table BuildingExp**

**City of North Port, Florida  
Building Fee Analysis**

**Historical, Budgeted, and Projected Expenditures**

End Annual Growth Rate		Encumbered or Spent Thru 3/31 2022	Percent of Budget	Revised Fiscal Year 2022	Adjustments	Adjusted Fiscal Year 2022	Proposed Fiscal Year 2023	Adjusted Fiscal Year 2023	
3-Year	1-Year								
		-	0.0%	-	-	-	-	-	
		-	0.0%	8,000	-	8,000	8,000	8,000	
		-	0.0%	-	-	-	-	-	
		-	0.0%	20,920	-	20,920	21,310	21,310	
		-	0.0%	9,840	-	9,840	10,190	10,190	
		-	0.0%	56,570	-	56,570	31,290	31,290	
		-	0.0%	1,960	-	1,960	1,960	1,960	
		-	0.0%	500	-	500	500	500	
0.0%	0.0%	-	0.0%	-	-	-	-	-	
16.4%	53.7%	\$ -	0.0%	\$ 1,122,570	\$ -	\$ 1,122,570	\$ 1,037,530	\$ 1,037,530	
0.0%	0.0%	\$ -	0.0%	\$ 175,210	\$ -	\$ 175,210	\$ 500,000	\$ 500,000	
-9.2%	0.0%	-	0.0%	-	-	-	69,600	69,600	
0.0%	0.0%	-	0.0%	500,000	-	500,000	500,000	500,000	
-9.2%	0.0%	\$ -	0.0%	\$ 675,210	\$ -	\$ 675,210	\$ 1,069,600	\$ 1,069,600	
-100.0%	0.0%	\$ -	0.0%	\$ -	\$ -	\$ -	\$ -	\$ -	
-100.0%	0.0%	\$ -	0.0%	\$ -	\$ -	\$ -	\$ -	\$ -	
0.0%	0.0%	\$ -	0.0%	\$ 40,000	\$ -	\$ 40,000	\$ 40,000	\$ 40,000	
0.0%	0.0%	\$ -	0.0%	\$ 40,000	\$ -	\$ 40,000	\$ 40,000	\$ 40,000	
				\$ -	\$ (296,970)	\$ (296,970)	\$ -	\$ 1,244,112	
-1.1%	36.5%	\$ -	<b>0.0%</b>	<b>\$ 4,990,200</b>	<b>\$ (296,970)</b>	<b>\$ 4,693,230</b>	<b>\$ 5,816,640</b>	<b>\$ 1,430,327</b>	<b>\$ 7,246,967</b>
10.0%	35.6%	\$ -	0.0%	\$ 4,274,990		\$ 4,274,990	\$ 4,707,040	\$ 4,893,255	
						\$ 603,710		\$ 582,870	
						\$ 521,060		\$ 498,900	



Table BuildingServFees

City of North Port, Florida  
Building Fee Analysis

Development of Service Charges

Line No.	Description	SERVICE CHARGE 1		SERVICE CHARGE 2	
		Burdened Rate	Hours	Burdened Rate	Hours
				Additional Structural Inspection	
	<b>Personnel</b>				
1	Administrative Manager	\$49.41	0.00	\$49.41	0.00
2	Administrative Services Specialist	\$32.75	0.00	\$32.75	0.00
3	Permitting and Licensing Supervisor	\$33.27	0.00	\$33.27	0.00
4	Plan Examiner / Inspector	\$40.32	0.00	\$40.32	0.35
5	Staff Assistant II	\$34.67	0.00	\$34.67	0.00
6	Standards Plans Examiner	\$30.69	0.00	\$30.69	0.00
7	Additional Position 1	\$30.00	0.00	\$30.00	0.00
8	Additional Position 2	\$30.00	0.00	\$30.00	0.00
9	Additional Position 3	\$30.00	0.00	\$30.00	0.00
10	Additional Position 4	\$30.00	0.00	\$30.00	0.00
11	Additional Position 5	\$30.00	0.00	\$30.00	0.00
12	<b>Total Personnel Costs</b>		<b>\$0.00</b>		<b>\$14.11</b>
	<b>Vehicles and Equipment</b>				
13	Ford F150	\$12.78	0.00	\$12.78	0.35
14	Additional Vehicle / Equipment 1	\$0.00	0.00	\$0.00	0.00
15	Additional Vehicle / Equipment 2	\$0.00	0.00	\$0.00	0.00
16	Additional Vehicle / Equipment 3	\$0.00	0.00	\$0.00	0.00
17	Additional Vehicle / Equipment 4	\$0.00	0.00	\$0.00	0.00
18	Additional Vehicle / Equipment 5	\$0.00	0.00	\$0.00	0.00
19	<b>Total Vehicles and Equipment Costs</b>		<b>\$0.00</b>		<b>\$4.47</b>
20	<b>Total Direct Costs</b>		<b>\$0.00</b>		<b>\$18.58</b>
21	Contingency Allowance @ 0.0%		0.00		0.00
22	<b>Direct Costs with Contingency</b>		<b>\$0.00</b>		<b>\$18.58</b>
23	<b>Overhead</b>	\$17.25	0.00	\$17.25	0.35
24	<b>Total Overhead Costs</b>		<b>\$0.00</b>		<b>\$6.04</b>
25	Contingency Allowance @ 0.0%		0.00		0.00
26	<b>Overhead Costs with Contingency</b>		<b>\$0.00</b>		<b>\$6.04</b>
27	<b>Total Direct and Overhead Costs</b>		<b>\$0.00</b>		<b>\$24.62</b>
28	<b>Recommended Rate</b>		<b>\$15.00</b>		<b>\$25.00</b>
29	Existing Rate		\$15.00		\$15.00

**Table BuildingServFees**

**City of North Port, Florida  
Building Fee Analysis**

**Development of Service Charges**

Line No.	Description	SERVICE CHARGE 3		SERVICE CHARGE 4	
		Burdened Rate	Hours	Burdened Rate	Hours
	<b>Personnel</b>				
1	Administrative Manager	\$49.41	0.00	\$49.41	0.00
2	Administrative Services Specialist	\$32.75	0.00	\$32.75	0.00
3	Permitting and Licensing Supervisor	\$33.27	0.00	\$33.27	0.00
4	Plan Examiner / Inspector	\$40.32	0.00	\$40.32	0.00
5	Staff Assistant II	\$34.67	0.00	\$34.67	0.00
6	Standards Plans Examiner	\$30.69	0.00	\$30.69	0.00
7	Additional Position 1	\$30.00	0.00	\$30.00	0.00
8	Additional Position 2	\$30.00	0.00	\$30.00	0.00
9	Additional Position 3	\$30.00	0.00	\$30.00	0.00
10	Additional Position 4	\$30.00	0.00	\$30.00	0.00
11	Additional Position 5	\$30.00	0.00	\$30.00	0.00
12	<b>Total Personnel Costs</b>		<b>\$0.00</b>		<b>\$0.00</b>
	<b>Vehicles and Equipment</b>				
13	Ford F150	\$12.78	0.00	\$12.78	0.00
14	Additional Vehicle / Equipment 1	\$0.00	0.00	\$0.00	0.00
15	Additional Vehicle / Equipment 2	\$0.00	0.00	\$0.00	0.00
16	Additional Vehicle / Equipment 3	\$0.00	0.00	\$0.00	0.00
17	Additional Vehicle / Equipment 4	\$0.00	0.00	\$0.00	0.00
18	Additional Vehicle / Equipment 5	\$0.00	0.00	\$0.00	0.00
19	<b>Total Vehicles and Equipment Costs</b>		<b>\$0.00</b>		<b>\$0.00</b>
20	<b>Total Direct Costs</b>		<b>\$0.00</b>		<b>\$0.00</b>
21	Contingency Allowance @ 0.0%		0.00		0.00
22	<b>Direct Costs with Contingency</b>		<b>\$0.00</b>		<b>\$0.00</b>
23	<b>Overhead</b>	\$17.25	0.00	\$17.25	0.00
24	<b>Total Overhead Costs</b>		<b>\$0.00</b>		<b>\$0.00</b>
25	Contingency Allowance @ 0.0%		0.00		0.00
26	<b>Overhead Costs with Contingency</b>		<b>\$0.00</b>		<b>\$0.00</b>
27	<b>Total Direct and Overhead Costs</b>		<b>\$0.00</b>		<b>\$0.00</b>
28	<b>Recommended Rate</b>		<b>\$15.00</b>		<b>\$15.00</b>
29	Existing Rate		\$15.00		\$15.00

**Table BuildingServFees**

**City of North Port, Florida  
Building Fee Analysis**

**Development of Service Charges**

Line No.	Description	SERVICE CHARGE 5		SERVICE CHARGE 6	
		Burdened Rate	Hours	Burdened Rate	Hours
	<b>Personnel</b>				
1	Administrative Manager	\$49.41	0.00	\$49.41	0.00
2	Administrative Services Specialist	\$32.75	0.00	\$32.75	0.00
3	Permitting and Licensing Supervisor	\$33.27	0.00	\$33.27	0.00
4	Plan Examiner / Inspector	\$40.32	0.00	\$40.32	0.00
5	Staff Assistant II	\$34.67	0.00	\$34.67	0.00
6	Standards Plans Examiner	\$30.69	0.00	\$30.69	0.00
7	Additional Position 1	\$30.00	0.00	\$30.00	0.00
8	Additional Position 2	\$30.00	0.00	\$30.00	0.00
9	Additional Position 3	\$30.00	0.00	\$30.00	0.00
10	Additional Position 4	\$30.00	0.00	\$30.00	0.00
11	Additional Position 5	\$30.00	0.00	\$30.00	0.00
12	<b>Total Personnel Costs</b>		<b>\$0.00</b>		<b>\$0.00</b>
	<b>Vehicles and Equipment</b>				
13	Ford F150	\$12.78	0.00	\$12.78	0.00
14	Additional Vehicle / Equipment 1	\$0.00	0.00	\$0.00	0.00
15	Additional Vehicle / Equipment 2	\$0.00	0.00	\$0.00	0.00
16	Additional Vehicle / Equipment 3	\$0.00	0.00	\$0.00	0.00
17	Additional Vehicle / Equipment 4	\$0.00	0.00	\$0.00	0.00
18	Additional Vehicle / Equipment 5	\$0.00	0.00	\$0.00	0.00
19	<b>Total Vehicles and Equipment Costs</b>		<b>\$0.00</b>		<b>\$0.00</b>
20	<b>Total Direct Costs</b>		<b>\$0.00</b>		<b>\$0.00</b>
21	Contingency Allowance @ 0.0%		0.00		0.00
22	<b>Direct Costs with Contingency</b>		<b>\$0.00</b>		<b>\$0.00</b>
23	<b>Overhead</b>	\$17.25	0.00	\$17.25	0.00
24	<b>Total Overhead Costs</b>		<b>\$0.00</b>		<b>\$0.00</b>
25	Contingency Allowance @ 0.0%		0.00		0.00
26	<b>Overhead Costs with Contingency</b>		<b>\$0.00</b>		<b>\$0.00</b>
27	<b>Total Direct and Overhead Costs</b>		<b>\$0.00</b>		<b>\$0.00</b>
28	<b>Recommended Rate</b>		<b>\$15.00</b>		<b>\$15.00</b>
29	Existing Rate		\$15.00		\$15.00

**Table BuildingServFees**

**City of North Port, Florida  
Building Fee Analysis**

**Development of Service Charges**

<b>SERVICE CHARGE 7</b>			
<b>Description</b>			
Line No.	Description	Burdened Rate	Hours
<b>Personnel</b>			
1	Administrative Manager	\$49.41	0.00
2	Administrative Services Specialist	\$32.75	0.00
3	Permitting and Licensing Supervisor	\$33.27	0.00
4	Plan Examiner / Inspector	\$40.32	0.00
5	Staff Assistant II	\$34.67	0.00
6	Standards Plans Examiner	\$30.69	0.00
7	Additional Position 1	\$30.00	0.00
8	Additional Position 2	\$30.00	0.00
9	Additional Position 3	\$30.00	0.00
10	Additional Position 4	\$30.00	0.00
11	Additional Position 5	\$30.00	0.00
12	<b>Total Personnel Costs</b>		<b>\$0.00</b>
<b>Vehicles and Equipment</b>			
13	Ford F150	\$12.78	0.00
14	Additional Vehicle / Equipment 1	\$0.00	0.00
15	Additional Vehicle / Equipment 2	\$0.00	0.00
16	Additional Vehicle / Equipment 3	\$0.00	0.00
17	Additional Vehicle / Equipment 4	\$0.00	0.00
18	Additional Vehicle / Equipment 5	\$0.00	0.00
19	<b>Total Vehicles and Equipment Costs</b>		<b>\$0.00</b>
20	<b>Total Direct Costs</b>		<b>\$0.00</b>
21	Contingency Allowance @ 0.0%		0.00
22	<b>Direct Costs with Contingency</b>		<b>\$0.00</b>
23	<b>Overhead</b>	<b>\$17.25</b>	0.00
24	<b>Total Overhead Costs</b>		<b>\$0.00</b>
25	Contingency Allowance @ 0.0%		0.00
26	<b>Overhead Costs with Contingency</b>		<b>\$0.00</b>
27	<b>Total Direct and Overhead Costs</b>		<b>\$0.00</b>
28	<b>Recommended Rate</b>		<b>\$15.00</b>
29	Existing Rate		\$15.00

Table BuildingPermitDev

City of North Port, Florida  
Building Fee Analysis

Development of Time Estimates for  
\$300,000 Single Family Home

Line No.	Description	SERVICE CODE 100		SERVICE CODE 200		SERVICE
		Burdened Rate	Hours	Burdened Rate	Hours	Descr
	<b>Personnel</b>					
1	Administrative Manager	\$49.41	0.00	\$49.41	0.00	\$49.41
2	Administrative Services Specialist	\$32.75	0.00	\$32.75	0.00	\$32.75
3	Permitting and Licensing Supervisor	\$33.27	0.00	\$33.27	0.00	\$33.27
4	Plan Examiner / Inspector	\$40.32	0.00	\$40.32	0.00	\$40.32
5	Staff Assistant II	\$34.67	0.00	\$34.67	0.00	\$34.67
6	Standards Plans Examiner	\$30.69	0.00	\$30.69	0.00	\$30.69
7	Additional Position 1	\$30.00	0.00	\$30.00	0.00	\$30.00
8	Additional Position 2	\$30.00	0.00	\$30.00	0.00	\$30.00
9	Additional Position 3	\$30.00	0.00	\$30.00	0.00	\$30.00
10	Additional Position 4	\$30.00	0.00	\$30.00	0.00	\$30.00
11	Additional Position 5	\$30.00	0.00	\$30.00	0.00	\$30.00
12	<b>Total Personnel Costs</b>		<b>\$0.00</b>		<b>\$0.00</b>	
	<b>Vehicles and Equipment</b>					
13	Ford F150	\$12.78	0.00	\$12.78	0.00	\$12.78
14	Additional Vehicle / Equipment 1	\$0.00	0.00	\$0.00	0.00	\$0.00
15	Additional Vehicle / Equipment 2	\$0.00	0.00	\$0.00	0.00	\$0.00
16	Additional Vehicle / Equipment 3	\$0.00	0.00	\$0.00	0.00	\$0.00
17	Additional Vehicle / Equipment 4	\$0.00	0.00	\$0.00	0.00	\$0.00
18	Additional Vehicle / Equipment 5	\$0.00	0.00	\$0.00	0.00	\$0.00
19	<b>Total Vehicles and Equipment Costs</b>		<b>\$0.00</b>		<b>\$0.00</b>	
20	<b>Total Direct Costs</b>		<b>\$0.00</b>		<b>\$0.00</b>	
21	Contingency Allowance @ 0.0%		0.00		0.00	
22	<b>Direct Costs with Contingency</b>		<b>\$0.00</b>		<b>\$0.00</b>	
23	<b>Overhead</b>	<b>\$17.25</b>	0.00	<b>\$17.25</b>	0.00	<b>\$17.25</b>
24	<b>Total Overhead Costs</b>		<b>\$0.00</b>		<b>\$0.00</b>	
25	Contingency Allowance @ 0.0%		0.00		0.00	
26	<b>Overhead Costs with Contingency</b>		<b>\$0.00</b>		<b>\$0.00</b>	
27	<b>Total Direct and Overhead Costs</b>		<b>\$0.00</b>		<b>\$0.00</b>	

**Recommended Rate**

Existing Rate

Table BuildingPermitDev

City of North Port, Florida  
Building Fee Analysis

Development of Time Estimates for  
\$300,000 Single Family Home

Line No.	Description	CODE 300	SERVICE CODE 400	SERVICE CODE 500		
		Description	Description	Description		
		Hours	Burdened Rate	Hours	Burdened Rate	Hours
<b>Personnel</b>						
1	Administrative Manager	0.00	\$49.41	0.00	\$49.41	0.00
2	Administrative Services Specialist	0.00	\$32.75	0.00	\$32.75	0.00
3	Permitting and Licensing Supervisor	0.00	\$33.27	0.00	\$33.27	0.00
4	Plan Examiner / Inspector	0.00	\$40.32	0.00	\$40.32	0.00
5	Staff Assistant II	0.00	\$34.67	0.00	\$34.67	0.00
6	Standards Plans Examiner	0.00	\$30.69	0.00	\$30.69	0.00
7	Additional Position 1	0.00	\$30.00	0.00	\$30.00	0.00
8	Additional Position 2	0.00	\$30.00	0.00	\$30.00	0.00
9	Additional Position 3	0.00	\$30.00	0.00	\$30.00	0.00
10	Additional Position 4	0.00	\$30.00	0.00	\$30.00	0.00
11	Additional Position 5	0.00	\$30.00	0.00	\$30.00	0.00
12	<b>Total Personnel Costs</b>	<b>\$0.00</b>		<b>\$0.00</b>		<b>\$0.00</b>
<b>Vehicles and Equipment</b>						
13	Ford F150	0.00	\$12.78	0.00	\$12.78	0.00
14	Additional Vehicle / Equipment 1	0.00	\$0.00	0.00	\$0.00	0.00
15	Additional Vehicle / Equipment 2	0.00	\$0.00	0.00	\$0.00	0.00
16	Additional Vehicle / Equipment 3	0.00	\$0.00	0.00	\$0.00	0.00
17	Additional Vehicle / Equipment 4	0.00	\$0.00	0.00	\$0.00	0.00
18	Additional Vehicle / Equipment 5	0.00	\$0.00	0.00	\$0.00	0.00
19	<b>Total Vehicles and Equipment Costs</b>	<b>\$0.00</b>		<b>\$0.00</b>		<b>\$0.00</b>
20	<b>Total Direct Costs</b>	<b>\$0.00</b>		<b>\$0.00</b>		<b>\$0.00</b>
21	Contingency Allowance @ 0.0%	0.00		0.00		0.00
22	<b>Direct Costs with Contingency</b>	<b>\$0.00</b>		<b>\$0.00</b>		<b>\$0.00</b>
23	<b>Overhead</b>	0.00	\$17.25	0.00	\$17.25	0.00
24	<b>Total Overhead Costs</b>	<b>\$0.00</b>		<b>\$0.00</b>		<b>\$0.00</b>
25	Contingency Allowance @ 0.0%	0.00		0.00		0.00
26	<b>Overhead Costs with Contingency</b>	<b>\$0.00</b>		<b>\$0.00</b>		<b>\$0.00</b>
27	<b>Total Direct and Overhead Costs</b>	<b>\$0.00</b>		<b>\$0.00</b>		<b>\$0.00</b>

**Recommended Rate**

Existing Rate

Table BuildingPermitDev

City of North Port, Florida  
Building Fee Analysis

Development of Time Estimates for  
\$300,000 Single Family Home

		SERVICE CODE 600		TOTAL	
		Description			
Line No.	Description	Burdened Rate	Hours	Burdened Rate	Hours
<b>Personnel</b>					
1	Administrative Manager	\$49.41	0.00	\$49.41	0.00
2	Administrative Services Specialist	\$32.75	0.00	\$32.75	0.00
3	Permitting and Licensing Supervisor	\$33.27	0.00	\$33.27	0.00
4	Plan Examiner / Inspector	\$40.32	0.00	\$40.32	0.00
5	Staff Assistant II	\$34.67	0.00	\$34.67	0.00
6	Standards Plans Examiner	\$30.69	0.00	\$30.69	0.00
7	Additional Position 1	\$30.00	0.00	\$30.00	0.00
8	Additional Position 2	\$30.00	0.00	\$30.00	0.00
9	Additional Position 3	\$30.00	0.00	\$30.00	0.00
10	Additional Position 4	\$30.00	0.00	\$30.00	0.00
11	Additional Position 5	\$30.00	0.00	\$30.00	0.00
12	<b>Total Personnel Costs</b>		<b>\$0.00</b>		<b>\$0.00</b>
<b>Vehicles and Equipment</b>					
13	Ford F150	\$12.78	0.00	\$12.78	0.00
14	Additional Vehicle / Equipment 1	\$0.00	0.00	\$0.00	0.00
15	Additional Vehicle / Equipment 2	\$0.00	0.00	\$0.00	0.00
16	Additional Vehicle / Equipment 3	\$0.00	0.00	\$0.00	0.00
17	Additional Vehicle / Equipment 4	\$0.00	0.00	\$0.00	0.00
18	Additional Vehicle / Equipment 5	\$0.00	0.00	\$0.00	0.00
19	<b>Total Vehicles and Equipment Costs</b>		<b>\$0.00</b>		<b>\$0.00</b>
20	<b>Total Direct Costs</b>		<b>\$0.00</b>		<b>\$0.00</b>
21	Contingency Allowance @ 0.0%		0.00		0.00
22	<b>Direct Costs with Contingency</b>		<b>\$0.00</b>		<b>\$0.00</b>
23	<b>Overhead</b>	\$17.25	0.00	\$17.25	0.00
24	<b>Total Overhead Costs</b>		<b>\$0.00</b>		<b>\$0.00</b>
25	Contingency Allowance @ 0.0%		0.00		0.00
26	<b>Overhead Costs with Contingency</b>		<b>\$0.00</b>		<b>\$0.00</b>
27	<b>Total Direct and Overhead Costs</b>		<b>\$0.00</b>		<b>\$0.00</b>
<b>Recommended Rate</b>				<b>\$15.00</b>	
Existing Rate				\$15.00	

**Table BuildingFeeCompare**

**City of North Port, Florida  
Building Fee Analysis**

**Comparison of Building Permit and Inspection Fees as of November 2021 [1]**

Line No.	Permit Type	City of North Port - Existing	Charlotte County	City of Sarasota	City of Venice
1	<b>Residential - New Structures</b>	\$15.00 minimum on first \$4,000; \$0.003 per dollar over \$4,000	0.004 x ICC Valuation if more than or equal to \$50,000; minimum \$150	\$10 per \$1,000 valuation; Minimum \$100	\$90 + 0.0104 * Valuation of Project
2	Minimum Fee .....	\$15.00	\$150.00	\$100.00	
	Examples:				
3	\$300,000 SFR .....	\$903.00	\$1,200.00	\$3,000.00	\$3,210.00
4	\$500,000 SFR .....	\$1,503.00	\$2,000.00	\$5,000.00	\$5,290.00
5	\$1,000,000 SFR .....	\$3,003.00	\$4,000.00	\$10,000.00	\$10,490.00
6	<b>Commercial - New Structures</b>	\$15.00 minimum on first \$4,000; \$0.003 per dollar over \$4,000	0.005 x ICC Valuation if more than or equal to \$50,000; minimum \$200	\$10 per \$1,000 valuation; Minimum \$100	\$90 + 0.0104 * Valuation of Project
	Minimum Fee .....	\$15.00	\$200.00	\$100.00	
	Example:				
7	\$2,000,000 Building .....	\$6,003.00	\$10,000.00	\$20,000.00	\$20,890.00
8	<b>Plan Review Fee - Residential</b>				\$0.00104 * Valuation of Project
9	<b>Plan Review Fee - Commercial</b>				\$0.00104 * Valuation of Project
10	<b>Electric Inspection Fees</b>				



**Table BuildingFeeCompare**

**City of North Port, Florida  
Building Fee Analysis**

**Comparison of Building Permit and Inspection Fees as of November 2021 [1]**

11	Plumbing Inspection Fees		
12	Mechanical Inspection Fees		
13	Fire Sprinkler		
14	Demolitions		\$100.00
15	Reinspection Fee	\$28 for first inspection; \$56.25 for second inspection, \$112.50 for third reinspection; \$225 for fourth reinspection; and \$450 for fifth reinspection	\$100 for first reinspection; \$125 for second reinspection; \$150 for third reinspection; \$175 per reinspection thereafter
16	Failure to Obtain Permit	2 times total permit fee	
17	Plan Revisions	\$37.50 each	
18	Transfer of Permit to Another Contractor		Greater of 10% of permit fee or \$50
19	Master Files		

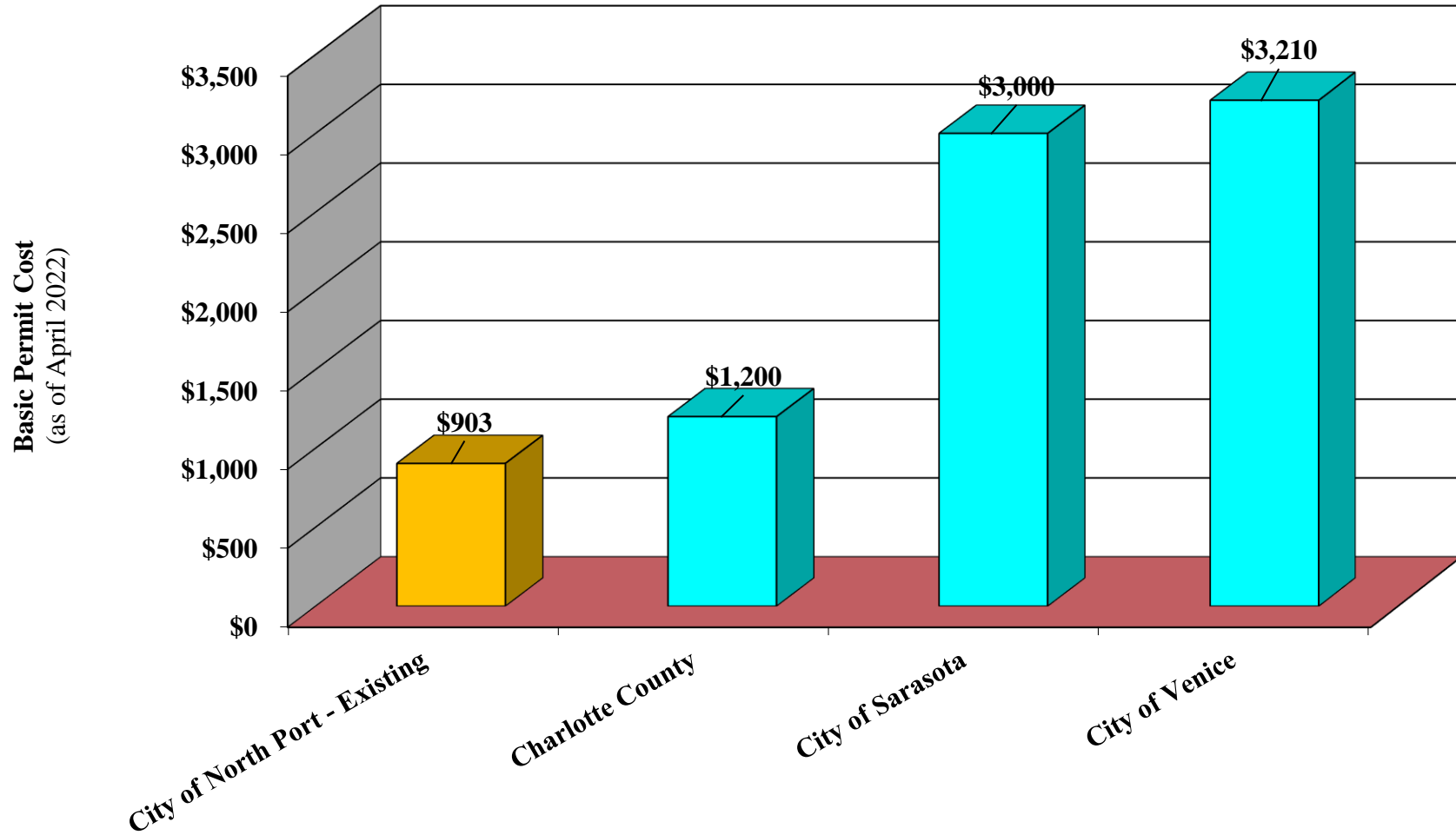
SFR = Single Family Residential

**Footnotes:**

[1] Table does not include surcharge fees that are required to be collected per Florida Statutes or reviewing agencies.

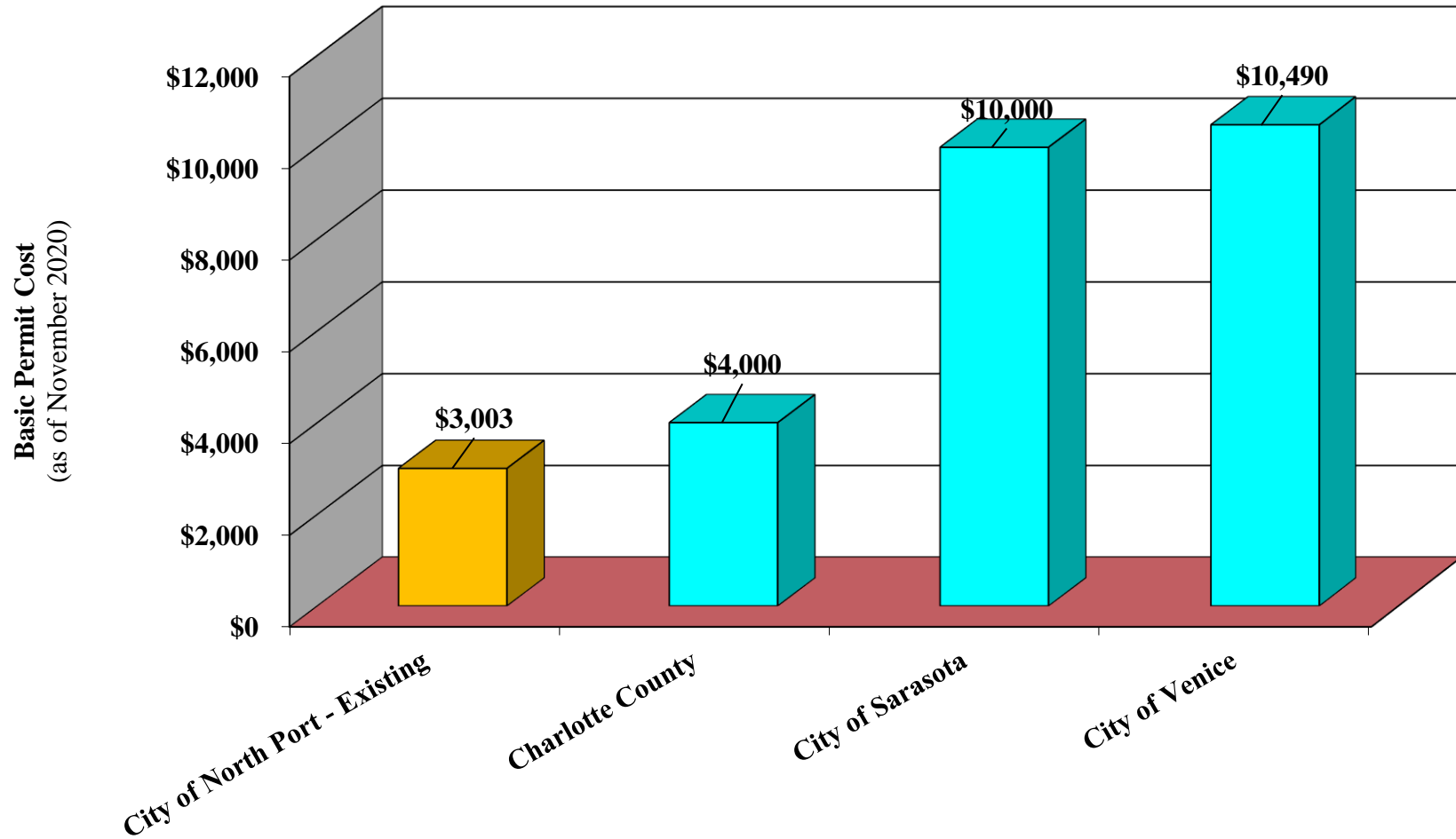
**Figure 1**

**New Single Family Residential Home Permit Cost  
Based on a \$300,000 Construction Valuation**



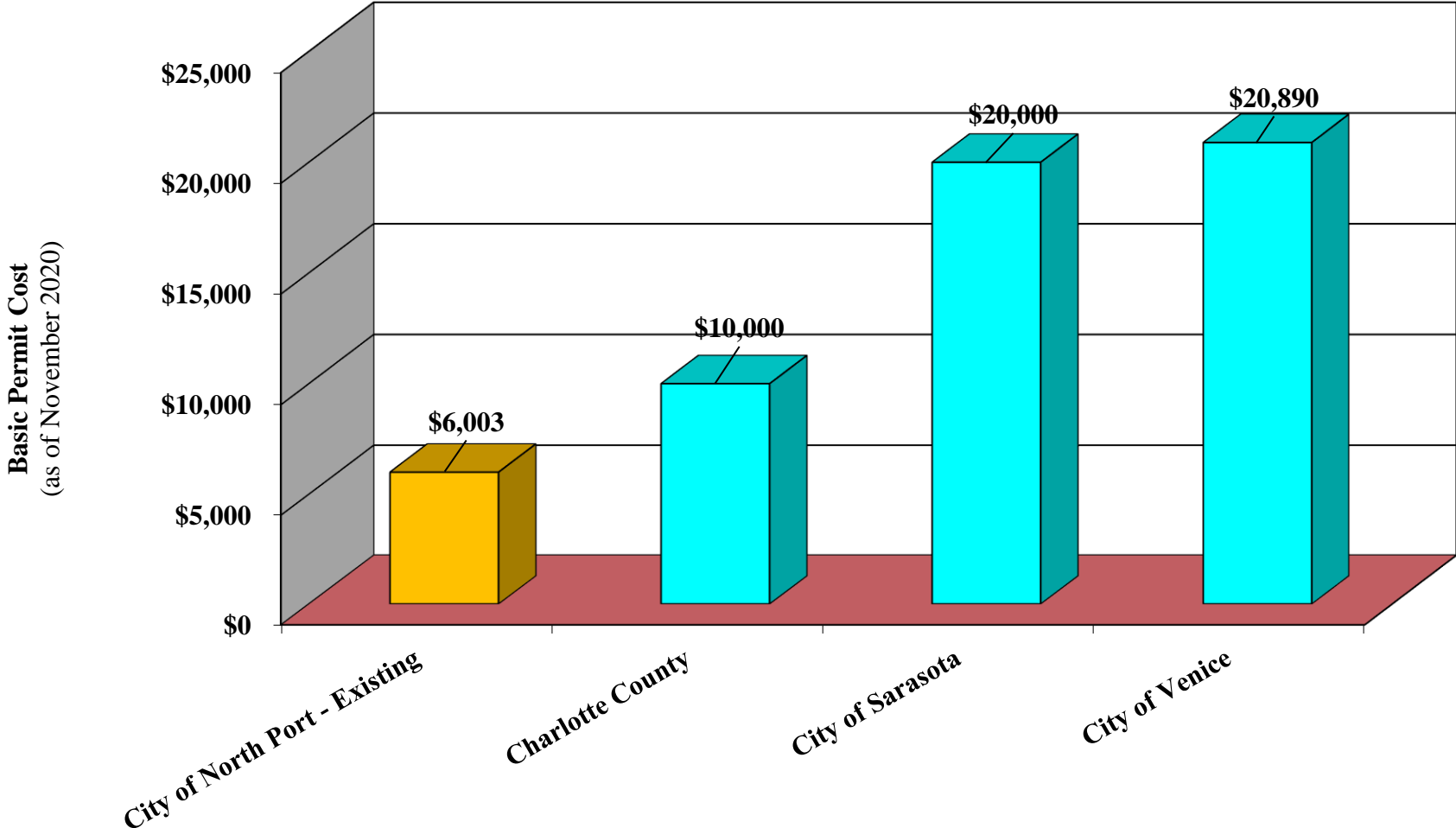
**Figure 2**

**New Single Family Residential Home Permit Cost  
Based on a \$1,000,000 Construction Valuation**



**Figure 3**

**New Commercial Property Permit Cost  
Based on a \$2,000,000 Construction Valuation**



**Permit Figure Data**

**Building Permit Cost**  
(\$300,000 Single Family  
Residential Home)

<b>Municipality</b>	
City of North Port - Existing	\$903
Charlotte County	\$1,200
City of Sarasota	\$3,000
City of Venice	\$3,210

**Building Permit Cost**  
(\$1,000,000 Single Family  
Residential Home)

<b>Municipality</b>	
City of North Port - Existing	\$3,003
Charlotte County	\$4,000
City of Sarasota	\$10,000
City of Venice	\$10,490

**Building Permit Cost**  
(\$2,000,000 Commercial  
Property)

<b>Municipality</b>	
City of North Port - Existing	\$6,003
Charlotte County	\$10,000
City of Sarasota	\$20,000
City of Venice	\$20,890

**City of North Port**

Rev 5/27/2020

\$ 300,000 Constr Cost \$ 122.46 2,450 under roof sf  
 200 service amps 1,900 under air sf  
 2 total toilets

Plan Check Fee \$ 244.98  
 Permit Fee \$ 1,350.00  
 Misc Fees \$ 95.25  
**Total Building Fees \$ 1,690.23**

**Contractor:** \_\_\_\_\_ **Address:** \_\_\_\_\_

Application Type: SFR - Single Family Residence Detached  
 Permit Type: RNC - Residential New Construction

\_\_\_\_\_ permit #

Gen Fund & RDD Fees \$ 1,858.89  
**Grand Totals \$ 3,549.12**

**Plan Review** Non-Refundable 0.10 under roof / sf **Res Plan Rev \$ 244.98**

Building Dept Permit Fees				Inspections If Needed	
Structural	Construction Cost \$0 - \$4000.00	Base Fee	\$ 15.00		\$ 15.00
	Construction Cost \$4000 - and above		0.003 x excess above \$4,000.00		\$ 888.00
		Structural Inspections	\$ 15.00 each	8	\$ 120.00
Electrical		Electrical Inspections	\$ 15.00 each	3	\$ 45.00
		+ temp power fee	\$ 15.00 each		\$ 15.00
		+ per amp fee	\$ 0.30 x service amps		\$ 60.00
Mechanical		Mechanical Inspections	\$ 15.00 each	3	\$ 45.00
		+ HVAC fee	\$ 0.03 x under air Sq Ft		\$ 57.00
Plumbing		Plumbing Inspections	\$ 15.00 each	3	\$ 45.00
		+ per toilet fee	\$ 15.00 each		\$ 30.00
	central or septic	+ sewer fee	\$ 15.00 each		\$ 15.00
	central or well	+ water fee	\$ 15.00 each		\$ 15.00
				<b>Base Permit Fees</b>	<b>\$ 1,350.00</b>
Certificate of Occupancy		+ Residential CO fee	\$ 37.50		\$ 37.50
Education Surcharge		+ Surcharge fee	1.50% x Permit Fee		\$ 20.25
Convenience Fee		+ Convenience fee	\$ 3.75		\$ 3.75
Building Code Administrators & Inspectors		+ BCAIB fee	1.50% x Permit Fee or \$2.00 min		\$ 20.25
Dept of Business & Professional Regulation		+ DPBR fee	1.00% x Permit Fee or \$2.00 min		\$ 13.50
				<b>Misc Fees</b>	<b>\$ 95.25</b>
				<b>Total Building Permit Fees</b>	<b>\$ 1,445.25</b>

Zoning, Road & Drainage, Utility & Solid Waste Fees				Inspections If Needed	
Zoning Plan Review	Construction Cost \$0 - \$2000.00	Base Fee	\$ 20.00		\$ 20.00
	Construction Cost \$2000.00 - and above		0.050% x excess above \$2,000.00		\$ 149.00
Zoning		Zoning Inspections	\$ 40.00 each	0	\$ -
Zoning New Assigned Address Fee			\$ 10.00		\$ 10.00
Zoning Land Clearing Permit		+ Land Clearing fee	\$ - \$160.00 if not with residential application		\$ -
Zoning As Built Survey		+ As Built Survey fee	\$ 20.00		\$ 20.00
Zoning Elevation Certificate		+ Elevation Cert. fee	\$ 20.00 Flood Zone Only		\$ -
Road & Drainage Plan Review			\$ 55.00		\$ 55.00
Road & Drainage As Built Survey Admin		+ As Built Survey fee	\$ 20.00		\$ 20.00
Road & Drainage ROW		+ ROW Use fee	\$ -		\$ -
Road & Drainage Culvert Permit		+ Culvert fee	\$ 230.00 undeveloped lots only		\$ 230.00
Road & Drainage Road Rehabilitation Fee		+ Road fee	\$ 0.50 x square foot under roof		\$ 1,224.89
Utility Service Fee		+ Service	\$ 25.00 City water only	paid at CO	\$ 25.00
Utility Admin Fee		+ Service Availability Letter	\$ 5.00	paid at CO	\$ 5.00
Solid Waste Service Fee		+ Initiation Fee	\$ 100.00	paid at CO	\$ 100.00
		Solid Waste Service Fee	Prorated by Building Permit Clerk - Based on CO Date	paid at CO	\$ -
				<b>Total Zoning, Road &amp; Drainage, Utility &amp; Solid Waste Fees</b>	<b>\$ 1,858.89</b>

**City of North Port**

Rev 5/27/2020

#####  
600

Constr Cost \$ 150.00 8,300 under roof sf  
 service amps 5,000 under air sf  
 3 total toilets  
 5,000 Tenant Usable SF  
 1 Floors

Plan Review Fee \$ 830.00  
 Permit Fee \$ 4,158.00  
 Misc Fees \$ 245.07  
 Building Dept Fees \$ 4,988.00  
 Gen Fund, Fire & PW Fees \$ 8,522.50  
 Grand Totals \$ 13,510.50

Contractor: \_\_\_\_\_

Address: \_\_\_\_\_

Application Type: **Stor**

Permit Type: **CNC - Commercial New Construction**

Estimate Only Store Type: **Retail**

Store Name if Known: \_\_\_\_\_

Plan Review Non-Refundable \$ 0.10 under roof / sf Com Plan Rev \$ 830.00

**Building Dept Permit Fees**

				Inspections If Needed			
Structural	Construction Cost	\$0 - \$4000.00	Base Fee	\$ 15.00		\$ 15.00	
	Construction Cost	\$4000 - and above		0.30% x excess above \$4,000.00		\$ 3,723.00	
			Structural Inspections	\$ 15.00 each	0	\$ -	
Electrical			Electrical Inspections	\$ 15.00 each	0	\$ -	
			+ temp power fee	\$ 15.00 each	0	\$ -	
			+ per amp fee	\$ 0.30 x service amps		\$ 180.00	
Mechanical			Mechanical Inspections	\$ 15.00 each	0	\$ -	
			+ HVAC fee	\$ 0.03 x under air Sq Ft		\$ 150.00	
			+ Walk-In Frig	\$ 15.00 each	0	\$ 45.00	
Plumbing			Plumbing Inspections	\$ 15.00 each	0	\$ -	
			+ per toilet fee	\$ 15.00 each	from above 3	\$ 45.00	
	central or septic		+ sewer fee	\$ 15.00 each	0	\$ -	
	central or well		+ water fee	\$ 15.00 each	0	\$ -	
				<b>Base Permit Fees</b>		<b>\$ 4,158.00</b>	
Certificate of Occupancy	Commercial CO or Certificate of Completion			\$ 75.00		\$ 75.00	
Education Surcharge	+ Surcharge fee			1.50% x Permit Fee		\$ 62.37	
Convenience Fee	+ Convenience fee			\$ 3.75		\$ 3.75	
Building Code Administrators & Inspectors	+ BCAIB			1.50% x Permit Fee or \$2.00 min		\$ 62.37	
Dept of Business & Professional Regulation	+ DPBR			1.00% x Permit Fee or \$2.00 min		\$ 41.58	
				<b>Misc Fees</b>		<b>\$ 245.07</b>	
				<b>Total Building Permit Fees</b>		<b>\$ 4,403.07</b>	

**Zoning, Fire, Road & Drainage, Utility & Solid Waste Fees**

				Inspections If Needed			
Zoning Plan Review	Constr Cost	\$0 - \$2000.00	Base Fee	\$ 20.00		\$ 20.00	
	Constr Cost	\$2000.00 - and above		0.050% x excess above \$2,000.00		\$ 621.50	
Zoning			Zoning Inspections	\$ 40.00 each	0	\$ -	
Zoning New Assigned Address Fee				\$ 10.00		\$ 10.00	
Zoning Land Clearing Permit			+ Land clearing Fee	\$ 160.00		\$ 160.00	
Fire Plan Review	0 - 1,000 sf		Base Fee	\$ 50.00		\$ 50.00	
	per 500 sf above 1,000 sf			\$ 10.00 x per 500 sf above 1,000 sf		\$ 146.00	
Fire Sprinkler Review	\$125 up to 3 floors or 15,000 sq ft max on 1 floor			\$ 125.00		\$ 125.00	
	\$25 additional Floors	1		\$ 25.00 per floor over 3 floors	1	\$ 25.00	
	\$25 additional Sq Ft	5,000		\$ 25.00 every 3,000 sq ft over 15,000	4	\$ 100.00	
Fire Underground Review				\$ 75.00		\$ 75.00	
Fire Alarm Review	\$75 up to 3 floors or 15,000 sq ft max on 1 floor			\$ 75.00		\$ 75.00	
	\$25 additional Floors	1		\$ 25.00 per floor over 3 floors	1	\$ 25.00	
	\$25 additional Sq Ft	-6,700		\$ 25.00 every 3,000 sq ft over 15,000	4	\$ 100.00	
Fire			Fire Inspections	\$ 125.00 each	4	\$ 500.00	
Other Fire Fees not in Fire calculations above (Hood Suppression, Tanks, Gates etc.)							
Road & Drainage Plan Review				\$ 55.00		\$ 55.00	
Road & Drainage As Built Survey Admin	+ As Built Survey fee			\$ 20.00		\$ 20.00	
Road & Drainage ROW	+ ROW Use fee			\$ 50.00		\$ 50.00	
Road & Drainage Culvert Permit	+ Culvert fee			\$ - TBD if needed		\$ -	
Road & Drainage Road Rehabilitation Fee	+ Road fee			\$ 0.75 x square foot under roof		\$ 6,225.00	
Utility Service Fee	+ Base Fee			\$ 40.00 Initiation of Service	paid at CO	\$ 40.00	
	Utility			+ Inspections		\$ -	
	Utility			+ meter	TBD	\$ -	
Solid Waste Service Fee	+ Initiation Fee			\$ 100.00	paid at CO	\$ 100.00	
Solid Waste Service Fee					Prorated by Building Permit Clerk - Based on CO Date	paid at CO	\$ -
				<b>Total Zoning, Fire, Road &amp; Drainage, Utility &amp; Solid Waste Fees</b>		<b>\$ 8,522.50</b>	

<b>Minimum (Sequence)</b>	<b>Maximum (Sequence)</b>
10	80
10	80
10	80
10	
10	
10	
10	60
20	
20	
30	
40	
50	
60	
60	
60	
60	
70	
70	
70	80
80	
80	
80	90
90	
90	
90	
90	
90	
100	
100	
999	
999	
999	
1000	





Inspection Description	Inspection Code
ELECTRIC-T-POLE/TEMP POWER	202
PLUMBING-WATER SERVICE	402
PLUMBING-SEPTIC HOOK UP	425
PW-SOIL EROSION CONTROL	905
ZONING-ARBZON ROUGH	807
PLUMBING-ROUGH/UNDERGROUND 1ST	401
PW-SURVEYOR LINE & GRADE	907
PLUMBING - SEWER	404
BUILDING-MONO SLAB	126
ELECTRIC-UFER CONN/ELECTRODE	207
ZONING-SPOT SURVEY	819
BUILDING-TIE BEAM OR WALL SLAB	103
BUILDING-ROOF SHEATHING	122
BUILDING-DRY IN/BUCK	128
ELECTRIC-ROUGH	201
PLUMBING-TUB SET/2ND ROUGH	403
HVAC-ROUGH	301
PW-R.O.W. MID POINT	906
BUILDING-FRAMING	104
PW-SURVEYOR - INVERT FINAL	903
BUILDING-SOFFIT INSP	177
BUILDING-INSULATION	106
PW-CULVERT IN-PROGRESS INSP	909
BUILDING-STUCCO & LATH/SIDING	179
ELECTRIC-FINAL	299
HVAC-FINAL	399
PLUMBING-FINAL	499
ZONING-ARBOZON FINAL	808
ADMIN - PW AS BUILT SURVEY	916
BUILDING-FINAL	199
PW-FINAL	902
ADMIN TERMITE VERIFICATION	198
ADMIN HRS-HEALTH DEPT APPROVAL	497
ADMIN ZNG AS BUILT SURVEY	810
ADMIN CO FINAL	175
GAS - ROUGH	602
GAS - FINAL	699

REROOF  
WINDOW  
POOL STEEL  
POOL DECK + PSI

Required for Single Family Residential	Typical Inspection	Time (minutes) - Does Not Include Drive Time	Drive Time
		15	
		20	
		15	
		10	
		30	
		10	
		10	
		15	
		15	
		30 seconds	
		30 seconds	
		\$30 C.O. Fee	

Assume 15 minutes per  
inspection

15

15

10

**Recovered Through  
Which Fee?**

Additional Structural,  
Mechanical, Gas, etc. (All)

Certificate of Occupancy Fee

**New Co**

<b>Sequence</b>	<b>Max Sequence</b>	<b>Inspection Type</b>	<b>Inspection Code</b>
10		Building-Courtesy	129
10		Building-Stemwall/Footing	101
10		Plumbing-Rough/Underground 1st	401
10		Electric-Under Slab	205
10		Building-Footing Pad	140
10		Zoning-Arbzonrough	807
10		PW-Soil Erosion Control	905
10		Electric-Ufer Conn/Electrode	207
10	20	Zoning-Spot Survey	819
10	40	Admin PX-Truss Layout Review	168
10	70	Electric-Site Lighting	213
20		Building-Floor Slab	102
20		Building-Mono Slab	126
30		Building-Tie Beam or Wall Slab	103
30		Plumbing-Multi Floor DWV	421
30	50	HVAC-Equipment Hood Rough	310
40		Electric-Rough	201
40		HVAC-Rough	301
40		Plumbing-Roof Drain Rough	431
40		Plumbing-Tub Set/2nd Rough	403
40		Building-Dry In	128
40	so	Building-Bar Joist/Structural	154
40	so	HVAC-Structural Roof Top Curb	303
40		Building-Roof In Progress	149
		Soffit	
		Roof Sheathing	

		Roof Final	
40		Building-Roof Insulation	117
40		Building-Type X Screw Pattern	144
40	so	Building-Roof Final	121
40	60	Building-Store Front Aluminum	152
40	60	Building-Store Front Glazing	169
40	70	Fire-Above Ceiling	505
so		Gas-Rough	602
so		Building-Framing	104
so		Building-Firewall	118
so		Building-Wall Sheathing/Shear	116
so		Building-Tie Down	127
60		Building-Insulation	106
60		Electric-Above Ceiling	212
60		HVAC-Above Ceiling	304
70		Electric-Final	299
70		HVAC-Final	399
70		Plumbing-Final	499
999		Admin-Termite Verification	198
70		Building-Accessibility	120
70		Utility-Final	498
70		Building-Final	199
70		Zoning-Final	801
70		PW-Final	902
70		Zoning-Arbozonfinal	808
70		P&Z/SRC Final Inspection	826
70		Building-Shell Final Only	135
80		Fire-Final for TCO or CC	599
90		Fire-Final for CO	598
999		Plumbing-Sewer	404
999		Electric-T Pole/Temp Power	202



999		HVAC-Refrigeration Rough	331
999		HVAC-Refrigeration Final	339
999		Plumbing-Water Service	402
999		Electric-New Service	211
999		Gas-Final	603
999		Plumbing-Grease Trap	428
999		HVAC-Equipment Hood Final	311
999		Admin Zng-Elev Certificate	800
999		Building-Misc Footers/Slabs	172
1000		Admin-CO Final	175

# Commercial Permit

Required	Required for ____?	Time (minutes)
<input type="checkbox"/>		30
<input type="checkbox"/>		30
<input type="checkbox"/>		
<input type="checkbox"/>		
<input type="checkbox"/>		30
<input type="checkbox"/>		
<input type="checkbox"/>		
<input type="checkbox"/>		
<input type="checkbox"/>		
<input type="checkbox"/>		
<input type="checkbox"/>		
<input type="checkbox"/>		30
<input type="checkbox"/>		30
<input type="checkbox"/>		20-3 per inspection
<input type="checkbox"/>		
<input type="checkbox"/>		
<input type="checkbox"/>		
<input type="checkbox"/>		
<input type="checkbox"/>		
<input type="checkbox"/>		30
<input type="checkbox"/>		20
<input type="checkbox"/>		
<input type="checkbox"/>		30 to 45
		10 + drive time
		10

		10
<input type="checkbox"/>		30
<input type="checkbox"/>		20
<input type="checkbox"/>		
<input type="checkbox"/>		30
<input type="checkbox"/>		30
<input type="checkbox"/>		
<input type="checkbox"/>		
<input type="checkbox"/>		60
<input type="checkbox"/>		
<input type="checkbox"/>		30
<input type="checkbox"/>		60
<input type="checkbox"/>		30
<input type="checkbox"/>		
<input type="checkbox"/>		
<input type="checkbox"/>		
<input type="checkbox"/>		
<input type="checkbox"/>		
<input type="checkbox"/>		
<input type="checkbox"/>		
<input type="checkbox"/>		30
<input type="checkbox"/>		
<input type="checkbox"/>		30
<input type="checkbox"/>		
<input type="checkbox"/>		
<input type="checkbox"/>		
<input type="checkbox"/>		
<input type="checkbox"/>		30
<input type="checkbox"/>		
<input type="checkbox"/>		
<input type="checkbox"/>		

<input type="checkbox"/>		
<input type="checkbox"/>		
<input type="checkbox"/>		
<input type="checkbox"/>		
<input type="checkbox"/>		
<input type="checkbox"/>		
<input type="checkbox"/>		
<input type="checkbox"/>		
<input type="checkbox"/>		
<input type="checkbox"/>		30
<input type="checkbox"/>		







UNAUDITED FUND BALANCES (135 + 326) @ 9/30/21	7,473,850
ALLOWABLE CARRY FORWARD CALCULATION	<b>(4,198,945)</b>
UNADJUSTED OVERAGE AMOUNT 9/30/21	3,274,905

<u>ALLOWABLE CARRY FORWARD CALCULATION:</u>	<u>FY18</u>	<u>FY19</u>	<u>FY20</u>	<u>FY21</u>	
ADOPTED BUDGET - FUND 135 **	2,407,370	4,044,450	5,890,670	4,203,670	
BUDGET AMENDMENTS DURING THE FY:					
#1	121,310	25,300	-	7,711	
#2	95,300	-	-	-	
PO ROLLOVERS	-	209,128	188,630	120,966	
PROJECT ROLLOVERS	603,000	62,276	48,105	2,483,641	
TOTAL AMENDED BUDGET	3,226,980	4,341,154	6,127,405	6,815,988	
LESS: PO AND PROJECT ROLLOVERS*	(603,000)	(271,404)	(236,735)	(2,604,607)	
ADJUSTED AMENDED BUDGET - FUND 135	2,623,980	4,069,750	5,890,670	4,211,381	<b>4,198,945</b>
					<b>AVERAGE</b>

\* PREVENTS DOUBLE COUNTING

\*\* EXCLUDES THE SEPARATE EXPENDITURE BUDGET OF FUND 326 TO PREVENT DOUBLE COUNTING OF TRANSFER



AMOUNT.

# Ordinance No. 2020-28

7/2/2020

Category	Fee Description	Fee
<b>New Construction</b>		
<b>Residential, Commercial, and Addition: Building Applications</b>		
	Non-refundable plan review fee due with application	\$0.10
	Base permit fee-valuation shall be based on the Florida Building Code Chapter 1	
	Valuation \$0.00 to \$4,000.00	\$15.00
	Valuation \$4,001.00 and above	\$0.003
	Base permit fee may include all typical inspections for a permit type	
<b>Additional Structural Fees</b>		
	Additional structural inspections as determined by the plan examiner	\$15.00
<b>Additional Electrical Fees</b>		
	Additional electrical inspections as determined by the plan examiner	\$15.00
	Additional charge per amp	\$0.30
	Temporary power pole or new service	\$30.00
<b>Additional Plumbing and Gas Fees</b>		
	Additional plumbing inspections as determined by the plan examiner	\$15.00
	Additional charge per toilet	\$15.00
	Water service inspection (well or central)	\$15.00
	Sewer service inspection (septic or central)	\$15.00
	Additional gas inspections as determined by the plan examiner	\$15.00
<b>Additional Mechanical Fees</b>		
	Additional mechanical inspections as determined by the plan examiner	\$15.00
	Additional charge per square foot of conditioned space	\$0.03
<b>ALL OTHER APPLICATION TYPES:</b>		
<b>Miscellaneous, Alteration, Repair, and Over the Counter/Fax Building Applications</b>		
	Administrative/plan review fee due at issuance of permit	\$15.00
	Base permit fee-valuation shall be based on the Florida Building Code Chapter 1	
	Valuation \$0.00 to \$4,000.00	\$15.00
	Valuation \$4,001.00 and above	\$0.003
	Required inspections for permit type may be added to base permit fee based on application type	
<b>Additional Structural Fees</b>		
	Additional structural inspections as determined by the plan examiner	\$15.00
<b>Additional Electrical Fees</b>		
	Additional electrical inspections as determined by the plan examiner	\$15.00
	Additional charge per amp	\$0.30
	Temporary power pole or new service	\$30.00
<b>Additional Plumbing and Gas Fees</b>		
	Additional plumbing inspections as determined by the plan examiner	\$15.00
	Additional charge per toilet	\$15.00

Water service inspection (well or central)	\$15.00
Sewer service inspection (septic or central)	\$15.00
Additional gas inspections as determined by the plan examiner	\$15.00
<b>Additional Mechanical Fees</b>	
Additional mechanical inspections as determined by the plan examiner	\$15.00
Additional charge per square foot of conditioned space	\$0.03
<b>Miscellaneous Fees</b>	
Plan revision	\$37.50
	\$37.50
Note: Multiple Fee Codes per Residential, Commercial, Additions	
	\$37.50
	\$37.50
	\$37.50
Replacement of building permit documents	\$18.75
Building permit records search	\$18.75
Stop work order (release to continue construction)	\$75.00
Letter of determination from building official	\$75.00
Unsafe building administrative fee	\$187.50
Construction without a permit	
Standard inspection (struc, elec, plbg, gas, or mech)	\$15.00
1st re-inspection (struc, elec, plbg, gas, or mech)	\$28.00
2nd re-inspection (struc, elec, plbg, gas, or mech)	\$56.25
3rd re-inspection (struc, elec, plbg, gas, or mech)	\$112.50
4th re-inspection (struc, elec, plbg, gas, or mech)	\$225.00
5th re-inspection (struc, elec, plbg, gas, or mech)	\$450.00
Reactivation of a permit (1st)	\$56.25
Reactivation of a permit (2nd and 3rd reactivation)	\$93.75
Application or permit transfer	\$75.00
New residential certificate of occupancy	\$37.50
New commercial certificate of occupancy	\$75.00
Certificate of completion	\$75.00
Change of occupancy or reissued change of occupancy (plan review)	\$30.00
Note: Different Code for New vs Reissued	
Change of occupancy or reissued change of occupancy (per inspection)	\$30.00
Temporary certificate of occupancy will be issued by the building official in 30-day increments.	
1st 30 days - temporary certificate of occupancy	\$150.00
Note: Different Code for Residential vs Commercial	
2nd 30 days - temporary certificate of occupancy	\$300.00
3rd 30 days - temporary certificate of occupancy	\$450.00
Each additional 30 days - temporary certificate of occupancy	\$675.00
Affidavit of completion	\$30.00
Education surcharge	1.50%
Convenience fee	\$3.75







## Ordinance to Data Locations

Unit of Measure	Data Sheet	Code	Description from Naviline
per sq. ft. under roof	MasterFees	D1	A RESIDENTIAL PLAN REVIEW
	MasterFees	D2	A COMMERCIAL PLAN REVIEW
min. on first \$4,000.00 per dollar over \$4,000.00	FeeComponents	BP	BASE PERMIT FEE
	FeeComponents	BP01	BLDG VALUE 4K AND UP
each based on review	FeeComponents	BP26	BUILDING-INSPECTIONS
each based on review per amp per permit each per permit	FeeComponents	BP13	ELECTRICAL-INSPECTIONS
	FeeComponents	BP12	ADD'L AMP'S-ELECTRICAL
	FeeComponents	BP11	TEMP POWER/T-POLE-ELECTRIC
each based on review each per permit each per permit each per permit	FeeComponents	BP18	PLUMBING-INSPECTIONS
	FeeComponents	BP16	ADD'L TOILETS-PLUMBING
	FeeComponents	BP17	WATER/SEWER HOOKUP-PLUMBING
each based on review	N/A - included with Water		
each based on review	FeeComponents	BP31	GAS-INSPECTIONS
each based on review per sq. ft. per permit	FeeComponents	BP06	MECHANICAL-INSPECTIONS
	FeeComponents	BP07	ADD'L SQ FT-HARV
per application	MasterFees	D3	A ADMIN / MISC PLAN REV
min. on first \$4,000.00 per dollar over \$4,000.00	FeeComponents	BP	BASE PERMIT FEE
	FeeComponents	BP01	BLDG VALUE 4K AND UP
each based on review	FeeComponents	BP26	BUILDING-INSPECTIONS
each based on review per amp per permit each per permit	FeeComponents	BP13	ELECTRICAL-INSPECTIONS
	FeeComponents	BP12	ADD'L AMP'S-ELECTRICAL
	FeeComponents	BP11	TEMP POWER/T-POLE-ELECTRIC
each based on review each per permit	FeeComponents	BP18	PLUMBING-INSPECTIONS
	FeeComponents	BP16	ADD'L TOILETS-PLUMBING

each per permit	FeeComponents	BP17	WATER/SEWER HOOKUP-PLUMBING
each per permit	N/A - included with Water		
each based on review	FeeComponents	BP31	GAS-INSPECTIONS
each based on review	FeeComponents	BP06	MECHANICAL-INSPECTIONS
per sq. ft. per permit	FeeComponents	BP07	ADD'L SQ FT-HARV
each	MasterFees	RP	RESIDENTIAL REVISION FEE
each	MasterFees	CP	COMMERCIAL REVISION FEE
each	MasterFees	D4	REVISION PERMIT FEE
each	MasterFees	D6	REV-ADM/MISC PLAN REVIEW
each	MasterFees	MP	MISCELANEOUS REVISION FEE
base fee + copy fees	N/A - Not Charged or unknown code		
base fee+ copy fee	N/A - Not Charged or unknown code		
each	MasterFees	B1	BD-STOP WORK ORDR RELEASE
each	MasterFees	B2	LETTER OF DETERMINATION
each	MasterFees	B4	UNSAFE BUILDING ADMIN FEE
2 x total permit fee	MasterFees	PN	START CONST BEFORE PERMIT
each	Included in Permit Fee Components		
	MasterFees	A1	BD-RE-INSPECTION FEE 1
	MasterFees	A2	BD-RE-INSPECTION FEE 2
	MasterFees	A3	BD-RE-INSPECTION FEE 3
	MasterFees	A4	BD-RE-INSPECTION FEE 4
	MasterFees	A5	BD-RE-INSPECTION FEE 5
	MasterFees	AF	PERMIT REACTIVATION FEE
	N/A - Not Charged the higher fee or unknown code		
each living unit	MasterFees	B5	APPLI-PERMIT TRANSFER FEE
each living unit	MasterFees	C1	AB RESIDENTIAL CO
each	MasterFees	C2	AB COMMERCIAL CO
each	MasterFees	C7	AB CERT OF COMPLETION
each	MasterFees	NC	NEW CHANGE OF OCCUPANCY
each	MasterFees	RC	REISSUED CHANGE OF OCCUPA
	Unknown code for per inspection		
	MasterFees	C4	TEMPORARY RES CO (RTCO)
	MasterFees	C5	TEMPORARY COMM CO (CTCO)
	N/A - Not Charged the higher fee or unknown code		
	N/A - Not Charged the higher fee or unknown code		
	N/A - Not Charged the higher fee or unknown code		
each	MasterFees	AC	AFFIDAVIT OF COMPLETION
of permit and review	Unknown code		
per permit	MasterFees	C6	A CONVENIENCE FEE









## Naviline Fee Codes Table

Naviline Charge	Fee Code	Description	Amount	Class	Inactive(?)
	A0	AFTER HOUR INSP FEE	150	I	
	A1	BD-RE-INSPECTION FEE 1	28	I	
0	A2	BD-RE-INSPECTION FEE 2	56.25	I	
0	A3	BD-RE-INSPECTION FEE 3	112.5	I	
	A4	BD-RE-INSPECTION FEE 4	225	I	
15	A5	BD-RE-INSPECTION FEE 5	450	I	
0.003	A6	PS DEBRIS ABATEMENT FEE	40	A	
	A7	PSI R&D DEBRIS ABATEMENT	0	A	
	A8	PSI S/W DEBRIS ABATEMENT	0	A	
15	AC	AFFIDAVIT OF COMPLETION	40	A	
	AF	PERMIT REACTIVATION FEE	56.25	A	
15	AS	Z DO NOT USE	25	A	Y
0.3	B1	BD-STOP WORK ORDR RELEASE	100	A	
15	B2	LETTER OF DETERMINATION	75	A	
	B3	COMPETENCY BD ADMIN FEE	100	A	
15	B4	UNSAFE BUILDING ADMIN FEE	250	A	
15	B5	APPLI-PERMIT TRANSFER FEE	75	A	
30	C1	AB RESIDENTIAL CO	37.5	A	
	C2	AB COMMERCIAL CO	75	A	
15	C3	Z CHANGE OF OCCUPANCY	25	A	Y
	C4	TEMPORARY RES CO (RTCO)	150	A	
15	C5	TEMPORARY COMM CO (CTCO)	150	A	
0.03	C6	A CONVENIENCE FEE	3.75	A	
	C7	AB CERT OF COMPLETION	75	A	
	CF	PW-CULVERT REINSPECT	85	I	
15	CG	IN COM GOV'T IMP FEE-SC	0	A	
	CH	IN RES GOV'T IMP FEE-SC	148.84	A	
15	CJ	IL COM JUSTICE IMP FEE-SC	0	A	
0.003	CK	IL RES JUSTICE IMP FEE-SC	937.58	A	
	CP	COMMERCIAL REVISION FEE	37.5	A	
	CV	PW-CULVERT PERMIT	260	A	
15	D1	A RESIDENTIAL PLAN REVIEW	0	C	
	D2	A COMMERCIAL PLAN REVIEW	0	C	
15	D3	A ADMIN / MISC PLAN REV	15	A	
0.3	D4	REVISION PERMIT FEE	37.5	A	
15	D5	A POOL PLAN REVIEW FEE	93.75	A	
	D6	REV-ADM/MISC PLAN REVIEW	37.5	A	
15	D7	REV-CONVENIENCE FEE	5	A	
15	DB	DBPR (DCA) 1%	0	A	

30	DC	DBPR (BCAIB) 1.5%	0	A	
	E1	1ST OR 2ND EXTENSION PMT	50	A	
15	E2	3RD EXTENSION PMT	0	A	
	E4	ENG - MD CNSTR,SALES TRLR	250	A	
15	E5	ENG - 1 RE-INSPECTION FEE	50	I	
0.03	E6	ENG - 2 RE-INSPECTION FEE	100	I	
	E7	ENG - 3 RE-INSPECTION FEE	150	I	
37.5	E8	ENG - STOP WORK	250	I	
37.5	E9	ENG-TEMP CERT/OCCUPANCY	250	I	
37.5	ED	IR COM EDUC IMP FEE-SC	0	A	
37.5	EF	IR RES EDUC IMP FEE-SC	2032	A	
37.5	EM	IT COM MF EDUC IMP FEE-SC	0	A	
	EN	PZ&E PLAN REVIEW	50	A	
	EO	IT RES MF EDUC IMP FEE-SC	474	A	
100	EP	ENG-CERT OF COMPLETION	250	I	
75	EQ	ENG-TEMP CERT/COMPLETION	250	I	
250	ER	Z R&D REINSPECTION FEE	25	A	Y
50	ES	IS EDUC 1% SC TO SAR CNTY	20.32	A	
	EW	Z R&D STOP WORK REINSPECT	25	A	Y
28	F1	FIRE-RE-INSPECTION FEE	75	I	
56.25	FA	FAILURE TO AMEND L.C.	250	A	
112.5	FD	OLD FIRE INSPECTION BLDG	0	A	
225	FI	IB COM FIRE IMPACT FEE-NP	0	A	
450	FJ	IB RES FIRE IMPACT FEE-NP	364.52	A	
56.25	FR	OLD FIRE-RESCUE FEES	0	A	
	GI	IE COM GOV IMPACT FEE-NP	0	A	
75	GK	IE RES GOV IMPACT FEE-NP	331.28	A	
37.5	GL	IE WV COM GOV IMP FEE-NP	0	A	
75	GM	IE WV RES GOV IMP FEE-NP	331.28	A	
75	IC	IX TOLEDO BLD DEV AGREEMT	1469.3	C	
25	IF	IG ADM IMPACT 1.5% (CITY)	84.01	A	
25	JA	FA FIRE PLAN REVIEW BLDG	0	A	
	JB	FB FIRE INSPECTION BLDG	0	A	
	JC	FC FIRE PLAN RE-REV BLDG	0	A	
150	JD	FD FIRE PLAN REV U/G LINE	0	A	
150	JE	FE FIRE INSP U/G LINE	0	A	
	JF	FF FIRE PLAN RE-REV U/G	0	A	
	JG	FG FIRE PLAN REV SPRINKLR	0	A	
	JH	FH FIRE INSP SPRINKLER	0	A	
40	JI	FI FIRE PLAN RE-REV SPKLR	0	A	
	JJ	FJ FIRE PLAN REVIEW ALARM	0	A	
3.75	JK	FK FIRE INSPECTION ALARM	0	A	
	JL	FL FIRE PLAN RE-REV ALARM	0	A	
	JM	FM FIRE PLAN REV SUPPRESS	0	A	
	JN	FN FIRE INSP SUPPRESSION	0	A	
	JO	FO FIRE PLAN RE-REV SUPPR	0	A	

JP	FP FIRE PLAN REVIEW OTHER	0	A	
JQ	FQ FIRE INSP OTHER	0	A	
JR	FR FIRE PLAN RE-REV OTHER	0	A	
JS	FS FIRE PLAN REV HOOD	0	A	
JT	FT FIRE INSP HOOD	0	A	
LC	LANDCLEARING	160	A	
LE	IC COM LAW IMPACT FEE-NP	0	A	
LF	IC RES LAW IMPACT FEE-NP	291.5	A	
LI	IK LIBRARY IMPACT FEE&SC	634.84	A	
LJ	IK LIBRARY 1% SC TO CITY	6.27	A	
ME	IU MF EDUC 1% SC TO CNTY	4.74	A	
MP	MISCELANEOUS REVISION FEE	37.5	A	
N1	AF ZNG-NEW ADDRESS FEE	10	A	
NC	NEW CHANGE OF OCCUPANCY	25	A	
P0	RDD POOL RIGHT-OF-WAY PRM	65	A	
P1	PW-RE-INSPECTION FEE 1	37.5	I	
P2	PW-RE-INSPECTION FEE 2	75	I	
P3	PW-RE-INSPECTION FEE 3	150	I	
P4	PW-RE-INSPECTION FEE 4	300	I	
P5	PW-RE-INSPECTION FEE 5	600	I	
P6	PW-PLAN REVISION	50	A	
P7	RDD PLAN REVIEW	55	A	
P8	RDD AS-BUILT SURVEY ADMIN	20	A	
P9	RDD RIGHT-OF-WAY PERMIT	50	A	
PA	PUBLIC ART CONTRIBUTION	0	A	
PC	PLAN CHECK FEES	0	K	
PF	PERMIT FEES	0	P	
PN	START CONST BEFORE PERMIT	50	A	
PR	ID COM PARK IMPACT FEE-NP	0	A	
PS	ID RES PARK IMPACT FEE-NP	985.89	A	
PW	Z PW - STOP WORK ORDER	20	A	Y
PZ	AF ZNG-POOL / CAGE REVIEW	20	A	
Q1	REV-FIRE ALARM PERMIT FEE	20	A	
Q2	REV-SPRINKLER PERMIT FEE	20	A	
Q3	REV-SUPPRESS PERMIT FEE	20	A	
Q4	REV-GAS PERMIT FEE	40	A	
Q5	REV-EQUIP HOOD PERMIT FEE	20	A	
Q6	REV-UNDERGRND PERMIT FEE	20	A	
R0	RADON FEE BEFORE 10/1/10	0	A	
R1	Z PUBLIC WORKS	0	A	Y
R2	Z ROOFING & REROOFING	100	A	
R3	Z ROOF REPAIR	50	A	
R4	Z PW ROW PERMIT	40	A	Y
RA	Z PW-ROW/SFR CONSTRUCTION	50	A	Y
RB	Z PW-LAND CLRING ROW USE	50	A	Y
RC	REISSUED CHANGE OF OCCUPA	25	A	
RF	Z R&D REINSPECT	20	A	Y

RH	AG CONSTR TRAFFIC RD FEE	0	A	
RO	Z PW-RIGHT OF WAY USE	50	A	Y
RP	RESIDENTIAL REVISION FEE	37.5	A	
RR	OLD FIRE RE-REVIEW FEE	0	A	
RW	Z ROW-REINSPECTION	20	A	Y
SA	IA COM S/W IMPACT FEE-NP	0	A	
SB	IA RES S/W IMPACT FEE-NP	224.49	A	
SC	IA WV COM S/W IMP FEE-NP	0	A	
SD	Z SIDEWALK FEE	0	A	Y
SE	IA WV RES S/W IMP FEE-NP	224.49	A	
SF	IQ TRANSP 1% SC TO CITY	3.35	A	
SG	IO GOV'T 1% SC TO CITY	1.47	A	
SI	SHUTTER INSPECTION	20	I	
SJ	IM JUSTICE 1% SC TO CITY	9.26	A	
SR	SURCHARGE - EDUCATION	0	A	
SW	IJ PRORATED SW FEE AT CO	0	A	
T2	IP COM TRANSP IMP FEE-SC	0	A	
T3	IP RES TRANSP IMP FEE-SC	339.19	A	
TC	1 HTE - C2G TEST APP FEE	1	A	
TD	1 HTE - C2G TEST REINSP	0.6	I	
TI	IF COM TRANSP IMP FEE-NP	0	A	
TJ	IF RES TRANSP IMP FEE-NP	3402.8	A	
TK	TANK PLAN REVIEW	50	A	
TR	ZN-TREE BUYOUT FUND	900	A	
TS	TEST PLAN CHECK FEES	0	C	
U1	UTILITY FEE	0	A	
UF	IH UTILITY CO&W/A LETTER	30	A	
UG	UFFER GROUND	20	I	
W1	IC WV COM LAW IMP FEE-NP	0	A	
W2	IB WV COM FIRE IMP FEE-NP	0	A	
W3	ID WV COM PARK IMP FEE-NP	0	A	
W4	IF WV COM TRAN IMP FEE-NP	0	A	
W5	IC WV RES LAW IMP FEE-NP	291.5	A	
W6	IB WV RES FIRE IMP FEE-NP	364.52	A	
W7	ID WV RES PARK IMP FEE-NP	985.89	A	
W8	IF WV RES TRAN IMP FEE-NP	3402.8	A	
WF	COLO FEE SM WIRELESS FAC.	150	A	
WI	II SW SERV INITIATION FEE	200	A	
Z1	OLD ZNG BASE PLAN REV FEE	20	A	
Z2	ZONING PLAN REV \$0-\$2K	20	A	
Z3	AF ZNG-AS BUILT SURVEY	20	A	
Z4	AF ZNG-ELEV CERT ADM FEE	20	A	
Z5	ZN-OCCUP OF EASEMENT FEE	40	A	
Z6	AF ZNG-SITE INSPECTIONS	40	A	
Z7	ZN-FICT ADDRESS ADMIN FEE	10	A	
Z9	AF ZNG-PLAN REVIEW FEE	0	A	
ZA	ZN-RE-INSPECTION FEE 1	75	I	

ZB	ZN-RE-INSPECTION FEE 2	75	I	
ZC	ZN-RE-INSPECTION FEE 3	150	I	
ZD	ZN-RE-INSPECTION FEE 4	300	I	
ZE	ZN-RE-INSPECTION FEE 5	600	I	
ZH	ZN-HERITAGE TREE FUND	0	A	
ZN	AF ZNG RIGHT OF WAY USE	50	A	Y
ZO	ZONING PERMIT FEE	20	A	
ZR	AF ZNG - CV INSPECTION	160	A	Y



## Naviline Unit Charge Codes Table

Note: BP Needs to be manually added

Unit Charge Code	Description	Amount	UOM	Multiplier	Calculated Charge
A6	PSI DEBRIS ABATEMENT FEE	0	EA		0
A7	PS DEBRIS ABATEMENT PERMIT	0	EA		0
A8	UNSAFE BUILDING ABATEMENT	60	EA		60
BD01	OLD BLD VAL 4K - AND UP	0.04		0.1	0.004
BD02	OLD SOLAR ENERGY HTG DEVICES	30	EA		30
BI	OLD INSPECTION-BUILDING	20	EA		20
BP01	BLDG VALUE 4K AND UP	0.03		0.1	0.003
BP03	CERTIFICATE OF OCCUPANCY	50	EA		50
BP04	ROOFING OR REROOFING	75	EA		75
BP06	MECHANICAL-INSPECTIONS	15	EA		15
BP07	ADD'L SQ FT-HARV	0.03		1	0.03
BP11	TEMP POWER/T-POLE-ELECTRIC	15	EA		15
BP12	ADD'L AMP'S-ELECTRICAL	0.3	EA		0.3
BP13	ELECTRICAL-INSPECTIONS	15	EA		15
BP16	ADD'L TOILETS-PLUMBING	15	EA		15
BP17	WATER/SEWER HOOKUP-PLUMBING	30	EA		30
BP18	PLUMBING-INSPECTIONS	15	EA		15
BP21	ZONING-INSPECTIONS	40	EA		40
BP26	BUILDING-INSPECTIONS	15	EA		15
BP31	GAS-INSPECTIONS	15	EA		15
BP36	FIRE-INSPECTIONS	50	EA		50
BP41	ENERGY HTG DEVICES-SOLAR	10	EA		10
BP46	WALK-IN FRIG OR COM BOILR-HARV	15	EA		15
BP51	LAWN SPRINKLER SYS-PLUMBING	15	EA		15
BP55	RESIDENTIAL SWIMMING POOL	112.5	EA		112.5
CFSC	OLD CO & ROOF EDUCAT SURCHARGE	0.015	EA		0.015
DS	OLD INSPECTION-GAS	20	EA		20
EI	OLD INSPECTION-ELECTRICAL	20	EA		20
EL01	OLD ELEC ADD'L AMP	0.2	EA		0.2
EL02	OLD ELEC TEMPORARY POWER SERV	20	EA		20
EN01	ENG ADD'L CULVERT	105	EA		105
EN02	ENG CURB & GUTTER	15	EA		15
EN03	ENG NEW SFR W/ CULVERT	130	EA		130
EN04	ENG SFR EXISTING CULVERT	25	EA		25
FI	OLD INSPECTION-FIRE	20	EA		20
ME01	OLD HARV ADD'L SQ FT	0.02		1	0.02
ME02	OLD HARV WK-IN FRIG/COM BOILER	20	EA		20
MH02	OLD MOBILE HOME PARKS	192	EA		192
MH05	OLD MOBILE HOME TRANSPORTATION	471	EA		471

MI	OLD INSPECTION-MECHANICAL	20	EA		20
MPCF	MISC PLAN REV FEE	50	EA		50
PCF	PLAN REV FEE	0.1		1	0.1
PI	OLD INSPECTION-PLUMBING	20	EA		20
PL01	OLD PLUM ADD'L TOILET	7	EA		7
PL02	OLD PLUM SEWER/WATER HOOKUP	20	EA		20
PL03	OLD PLUM WATER COND	20	EA		20
PL04	OLD PLUM LAWN SPRINKLER SYS	20	EA		20
PL05	OLD PLUM GAS 1-4 OUTLETS	20	EA		20
PL06	OLD PLUM GAS ADD'L OUTLET <4	1	EA		1
PN01	OLD AFTER THE FACT PENALTY FEE	50	EA		50
POZ	ZONING POOL CAGE REVIEW	20		1	20
R1	OLD ROOF REPAIR	20	EA		20
RD	RADON	0.01		1	0.01
RD01	PW NEW SFR W / CULVERT	150	EA		150
RD02	RD SFR EXISTING CULVERT	25	EA		25
RD03	PW ADD'L CULVERT	150	EA		150
RD04	PW CURB & GUTTER	50	EA		50
RF	OLD ROOF FEE	50	EA		50
RI	OLD ROOFING OR REROOFING	50	EA		50
RI01	OLD 1ST REINSPECTION FEE	40	EA		40
RI02	OLD 2ND REINSPECTION FEE	40	EA		40
RI03	OLD 3RD REINSPECTION FEE	80	EA		80
RI04	OLD 4TH REINSPECTION FEE	160	EA		160
RI05	OLD 5TH REINSPECTION FEE	320	EA		320
S1	OLD SWIMMING POOL	200	EA		200
Z02	ZONING FEES > 2000	0.5		0.001	0.0005
ZI	OLD INSPECTION-ZONING	20	EA		20
Z001	ZNG PER \$1000 OVER \$2000	0.5		0.001	0.0005
ZO1	OLD ZONING PERMIT FEE	30	EA		30
BP	BASE PERMIT FEE	15	EA		15







## Naviline Fee Class Codes

Fee Class Code	Description
A	APPLICATION FEES
B	BLANKET FEES
C	CREDITS
D	BONDS
I	INSPECTION FEES
K	PLAN CHECK FEES
M	MISCELLANEOUS FEES
P	PERMIT FEES

Break Level	Overflow Flag	Fee Category	Fee Cat Count	FY	Res,Com,Add	Fee Code
1		FY16/17-Add-BP	4848	FY16/17	Add	BP
1		FY16/17-Add-BP01	158	FY16/17	Add	BP01
1		FY16/17-Add-BP04	155	FY16/17	Add	BP04
1		FY16/17-Add-BP06	46	FY16/17	Add	BP06
1		FY16/17-Add-BP07	20	FY16/17	Add	BP07
1		FY16/17-Add-BP11	6	FY16/17	Add	BP11
1		FY16/17-Add-BP12	27	FY16/17	Add	BP12
1		FY16/17-Add-BP13	231	FY16/17	Add	BP13
1		FY16/17-Add-BP16	8	FY16/17	Add	BP16
1		FY16/17-Add-BP17	4	FY16/17	Add	BP17
1		FY16/17-Add-BP18	47	FY16/17	Add	BP18
1		FY16/17-Add-BP26	275	FY16/17	Add	BP26
1		FY16/17-Add-BP31	2	FY16/17	Add	BP31
1		FY16/17-Add-BP41	2	FY16/17	Add	BP41
1		FY16/17-Com-BP	81	FY16/17	Com	BP
1		FY16/17-Com-BP01	63	FY16/17	Com	BP01
1		FY16/17-Com-BP04	24	FY16/17	Com	BP04
1		FY16/17-Com-BP06	49	FY16/17	Com	BP06
1		FY16/17-Com-BP07	27	FY16/17	Com	BP07
1		FY16/17-Com-BP11	16	FY16/17	Com	BP11
1		FY16/17-Com-BP12	22	FY16/17	Com	BP12
1		FY16/17-Com-BP13	64	FY16/17	Com	BP13
1		FY16/17-Com-BP16	27	FY16/17	Com	BP16
1		FY16/17-Com-BP17	25	FY16/17	Com	BP17
1		FY16/17-Com-BP18	44	FY16/17	Com	BP18
1		FY16/17-Com-BP26	48	FY16/17	Com	BP26
1		FY16/17-Com-BP31	4	FY16/17	Com	BP31
1		FY16/17-Com-BP36	1	FY16/17	Com	BP36
1		FY16/17-Com-BP46	2	FY16/17	Com	BP46
1		FY16/17-Com-BP51	14	FY16/17	Com	BP51
1		FY16/17-Res-BP	1075	FY16/17	Res	BP
1		FY16/17-Res-BP01	1074	FY16/17	Res	BP01
1		FY16/17-Res-BP04	1072	FY16/17	Res	BP04
1		FY16/17-Res-BP06	1	FY16/17	Res	BP06
1		FY16/17-Res-BP07	1073	FY16/17	Res	BP07
1		FY16/17-Res-BP11	1072	FY16/17	Res	BP11
1		FY16/17-Res-BP12	1019	FY16/17	Res	BP12
1		FY16/17-Res-BP13	1	FY16/17	Res	BP13
1		FY16/17-Res-BP16	1073	FY16/17	Res	BP16
1		FY16/17-Res-BP17	1069	FY16/17	Res	BP17
1		FY16/17-Res-BP18	1	FY16/17	Res	BP18
1		FY16/17-Res-BP26	1	FY16/17	Res	BP26
1		FY16/17-Res-BP31	2	FY16/17	Res	BP31
1		FY16/17-Res-BP51	1066	FY16/17	Res	BP51
1		FY17/18-Add-BP	6608	FY17/18	Add	BP

1	FY17/18-Add-BP01	171	FY17/18	Add	BP01
1	FY17/18-Add-BP04	118	FY17/18	Add	BP04
1	FY17/18-Add-BP06	52	FY17/18	Add	BP06
1	FY17/18-Add-BP07	14	FY17/18	Add	BP07
1	FY17/18-Add-BP11	9	FY17/18	Add	BP11
1	FY17/18-Add-BP12	42	FY17/18	Add	BP12
1	FY17/18-Add-BP13	305	FY17/18	Add	BP13
1	FY17/18-Add-BP16	11	FY17/18	Add	BP16
1	FY17/18-Add-BP17	6	FY17/18	Add	BP17
1	FY17/18-Add-BP18	52	FY17/18	Add	BP18
1	FY17/18-Add-BP26	257	FY17/18	Add	BP26
1	FY17/18-Add-BP31	3	FY17/18	Add	BP31
1	FY17/18-Add-BP41	3	FY17/18	Add	BP41
1	FY17/18-Add-BP46	1	FY17/18	Add	BP46
1	FY17/18-Add-BP51	1	FY17/18	Add	BP51
1	FY17/18-Com-BP	101	FY17/18	Com	BP
1	FY17/18-Com-BP01	94	FY17/18	Com	BP01
1	FY17/18-Com-BP04	36	FY17/18	Com	BP04
1	FY17/18-Com-BP06	63	FY17/18	Com	BP06
1	FY17/18-Com-BP07	39	FY17/18	Com	BP07
1	FY17/18-Com-BP11	19	FY17/18	Com	BP11
1	FY17/18-Com-BP12	44	FY17/18	Com	BP12
1	FY17/18-Com-BP13	90	FY17/18	Com	BP13
1	FY17/18-Com-BP16	38	FY17/18	Com	BP16
1	FY17/18-Com-BP17	37	FY17/18	Com	BP17
1	FY17/18-Com-BP18	58	FY17/18	Com	BP18
1	FY17/18-Com-BP26	98	FY17/18	Com	BP26
1	FY17/18-Com-BP31	9	FY17/18	Com	BP31
1	FY17/18-Com-BP36	1	FY17/18	Com	BP36
1	FY17/18-Com-BP46	1	FY17/18	Com	BP46
1	FY17/18-Com-BP51	2	FY17/18	Com	BP51
1	FY17/18-Res-BP	1280	FY17/18	Res	BP
1	FY17/18-Res-BP01	1280	FY17/18	Res	BP01
1	FY17/18-Res-BP04	1270	FY17/18	Res	BP04
1	FY17/18-Res-BP06	4	FY17/18	Res	BP06
1	FY17/18-Res-BP07	1273	FY17/18	Res	BP07
1	FY17/18-Res-BP11	1271	FY17/18	Res	BP11
1	FY17/18-Res-BP12	1273	FY17/18	Res	BP12
1	FY17/18-Res-BP13	5	FY17/18	Res	BP13
1	FY17/18-Res-BP16	1272	FY17/18	Res	BP16
1	FY17/18-Res-BP17	1258	FY17/18	Res	BP17
1	FY17/18-Res-BP18	5	FY17/18	Res	BP18
1	FY17/18-Res-BP26	3	FY17/18	Res	BP26
1	FY17/18-Res-BP51	1265	FY17/18	Res	BP51
1	FY18/19-Add-BP	6447	FY18/19	Add	BP
1	FY18/19-Add-BP01	158	FY18/19	Add	BP01
1	FY18/19-Add-BP04	71	FY18/19	Add	BP04



1	FY18/19-Add-BP06	36	FY18/19	Add	BP06
1	FY18/19-Add-BP07	9	FY18/19	Add	BP07
1	FY18/19-Add-BP11	9	FY18/19	Add	BP11
1	FY18/19-Add-BP12	27	FY18/19	Add	BP12
1	FY18/19-Add-BP13	339	FY18/19	Add	BP13
1	FY18/19-Add-BP16	15	FY18/19	Add	BP16
1	FY18/19-Add-BP17	8	FY18/19	Add	BP17
1	FY18/19-Add-BP18	72	FY18/19	Add	BP18
1	FY18/19-Add-BP26	370	FY18/19	Add	BP26
1	FY18/19-Add-BP31	1	FY18/19	Add	BP31
1	FY18/19-Add-BP51	1	FY18/19	Add	BP51
1	FY18/19-Com-BP	95	FY18/19	Com	BP
1	FY18/19-Com-BP01	75	FY18/19	Com	BP01
1	FY18/19-Com-BP04	15	FY18/19	Com	BP04
1	FY18/19-Com-BP06	47	FY18/19	Com	BP06
1	FY18/19-Com-BP07	24	FY18/19	Com	BP07
1	FY18/19-Com-BP11	9	FY18/19	Com	BP11
1	FY18/19-Com-BP12	33	FY18/19	Com	BP12
1	FY18/19-Com-BP13	66	FY18/19	Com	BP13
1	FY18/19-Com-BP16	28	FY18/19	Com	BP16
1	FY18/19-Com-BP17	25	FY18/19	Com	BP17
1	FY18/19-Com-BP18	46	FY18/19	Com	BP18
1	FY18/19-Com-BP26	85	FY18/19	Com	BP26
1	FY18/19-Com-BP31	9	FY18/19	Com	BP31
1	FY18/19-Com-BP46	3	FY18/19	Com	BP46
1	FY18/19-Com-BP51	7	FY18/19	Com	BP51
1	FY18/19-Res-BP	1255	FY18/19	Res	BP
1	FY18/19-Res-BP01	1252	FY18/19	Res	BP01
1	FY18/19-Res-BP04	479	FY18/19	Res	BP04
1	FY18/19-Res-BP06	768	FY18/19	Res	BP06
1	FY18/19-Res-BP07	1243	FY18/19	Res	BP07
1	FY18/19-Res-BP11	1227	FY18/19	Res	BP11
1	FY18/19-Res-BP12	1248	FY18/19	Res	BP12
1	FY18/19-Res-BP13	771	FY18/19	Res	BP13
1	FY18/19-Res-BP16	1245	FY18/19	Res	BP16
1	FY18/19-Res-BP17	1163	FY18/19	Res	BP17
1	FY18/19-Res-BP18	771	FY18/19	Res	BP18
1	FY18/19-Res-BP26	556	FY18/19	Res	BP26
1	FY18/19-Res-BP51	493	FY18/19	Res	BP51
1	FY19/20-Add-BP	6781	FY19/20	Add	BP
1	FY19/20-Add-BP01	175	FY19/20	Add	BP01
1	FY19/20-Add-BP04	38	FY19/20	Add	BP04
1	FY19/20-Add-BP06	32	FY19/20	Add	BP06
1	FY19/20-Add-BP07	26	FY19/20	Add	BP07
1	FY19/20-Add-BP11	12	FY19/20	Add	BP11
1	FY19/20-Add-BP12	21	FY19/20	Add	BP12
1	FY19/20-Add-BP13	145	FY19/20	Add	BP13

1	FY19/20-Add-BP16	12	FY19/20	Add	BP16
1	FY19/20-Add-BP17	7	FY19/20	Add	BP17
1	FY19/20-Add-BP18	49	FY19/20	Add	BP18
1	FY19/20-Add-BP26	193	FY19/20	Add	BP26
1	FY19/20-Add-BP31	78	FY19/20	Add	BP31
1	FY19/20-Add-BP51	2	FY19/20	Add	BP51
1	FY19/20-Com-BP	108	FY19/20	Com	BP
1	FY19/20-Com-BP01	96	FY19/20	Com	BP01
1	FY19/20-Com-BP04	2	FY19/20	Com	BP04
1	FY19/20-Com-BP06	69	FY19/20	Com	BP06
1	FY19/20-Com-BP07	48	FY19/20	Com	BP07
1	FY19/20-Com-BP11	26	FY19/20	Com	BP11
1	FY19/20-Com-BP12	45	FY19/20	Com	BP12
1	FY19/20-Com-BP13	81	FY19/20	Com	BP13
1	FY19/20-Com-BP16	50	FY19/20	Com	BP16
1	FY19/20-Com-BP17	33	FY19/20	Com	BP17
1	FY19/20-Com-BP18	66	FY19/20	Com	BP18
1	FY19/20-Com-BP26	93	FY19/20	Com	BP26
1	FY19/20-Com-BP31	6	FY19/20	Com	BP31
1	FY19/20-Com-BP46	1	FY19/20	Com	BP46
1	FY19/20-Com-BP51	27	FY19/20	Com	BP51
1	FY19/20-Res-BP	1637	FY19/20	Res	BP
1	FY19/20-Res-BP01	1632	FY19/20	Res	BP01
1	FY19/20-Res-BP06	1459	FY19/20	Res	BP06
1	FY19/20-Res-BP07	1602	FY19/20	Res	BP07
1	FY19/20-Res-BP11	1483	FY19/20	Res	BP11
1	FY19/20-Res-BP12	1484	FY19/20	Res	BP12
1	FY19/20-Res-BP13	1459	FY19/20	Res	BP13
1	FY19/20-Res-BP16	1460	FY19/20	Res	BP16
1	FY19/20-Res-BP17	1474	FY19/20	Res	BP17
1	FY19/20-Res-BP18	1459	FY19/20	Res	BP18
1	FY19/20-Res-BP26	1454	FY19/20	Res	BP26
1	FY19/20-Res-BP31	1	FY19/20	Res	BP31
1	FY19/20-Res-BP41	1	FY19/20	Res	BP41
1	FY19/20-Res-BP51	1135	FY19/20	Res	BP51
1	FY20/21-Add-BP	7059	FY20/21	Add	BP
1	FY20/21-Add-BP01	234	FY20/21	Add	BP01
1	FY20/21-Add-BP04	10	FY20/21	Add	BP04
1	FY20/21-Add-BP06	47	FY20/21	Add	BP06
1	FY20/21-Add-BP07	71	FY20/21	Add	BP07
1	FY20/21-Add-BP11	17	FY20/21	Add	BP11
1	FY20/21-Add-BP12	30	FY20/21	Add	BP12
1	FY20/21-Add-BP13	184	FY20/21	Add	BP13
1	FY20/21-Add-BP16	21	FY20/21	Add	BP16
1	FY20/21-Add-BP17	9	FY20/21	Add	BP17
1	FY20/21-Add-BP18	86	FY20/21	Add	BP18
1	FY20/21-Add-BP26	298	FY20/21	Add	BP26

1	FY20/21-Add-BP31	134	FY20/21	Add	BP31
1	FY20/21-Add-BP51	2	FY20/21	Add	BP51
1	FY20/21-Com-BP	80	FY20/21	Com	BP
1	FY20/21-Com-BP01	74	FY20/21	Com	BP01
1	FY20/21-Com-BP06	44	FY20/21	Com	BP06
1	FY20/21-Com-BP07	26	FY20/21	Com	BP07
1	FY20/21-Com-BP11	13	FY20/21	Com	BP11
1	FY20/21-Com-BP12	28	FY20/21	Com	BP12
1	FY20/21-Com-BP13	55	FY20/21	Com	BP13
1	FY20/21-Com-BP16	29	FY20/21	Com	BP16
1	FY20/21-Com-BP17	20	FY20/21	Com	BP17
1	FY20/21-Com-BP18	45	FY20/21	Com	BP18
1	FY20/21-Com-BP26	68	FY20/21	Com	BP26
1	FY20/21-Com-BP31	1	FY20/21	Com	BP31
1	FY20/21-Com-BP51	13	FY20/21	Com	BP51
1	FY20/21-Res-BP	2204	FY20/21	Res	BP
1	FY20/21-Res-BP01	2202	FY20/21	Res	BP01
1	FY20/21-Res-BP04	1	FY20/21	Res	BP04
1	FY20/21-Res-BP06	1927	FY20/21	Res	BP06
1	FY20/21-Res-BP07	2198	FY20/21	Res	BP07
1	FY20/21-Res-BP11	1933	FY20/21	Res	BP11
1	FY20/21-Res-BP12	1935	FY20/21	Res	BP12
1	FY20/21-Res-BP13	1935	FY20/21	Res	BP13
1	FY20/21-Res-BP16	1930	FY20/21	Res	BP16
1	FY20/21-Res-BP17	1932	FY20/21	Res	BP17
1	FY20/21-Res-BP18	1931	FY20/21	Res	BP18
1	FY20/21-Res-BP26	1923	FY20/21	Res	BP26
1	FY20/21-Res-BP31	2	FY20/21	Res	BP31
1	FY20/21-Res-BP41	4	FY20/21	Res	BP41
1	FY20/21-Res-BP51	1926	FY20/21	Res	BP51
0		115125			

Fee Code Description	Units Total	Unit Charge			Charge Total	Fiscal
		Avg	Min	Max		
	297750	1	1	1	\$297,750.00	2017
BLDG VALUE 4K AND UP	487960	0.0491	0.04	0.05	\$24,023.56	2017
ROOFING OR REROOFING	155	100	100	100	\$15,500.00	2017
MECHANICAL-INSPECTIONS	83	39.13	20	40	\$3,240.00	2017
ADD'L SQ FT-HARV	9404	0.04	0.04	0.04	\$376.16	2017
TEMP POWER/T-POLE-ELECTRIC	6	36.667	20	40	\$220.00	2017
ADD'L AMP'S-ELECTRICAL	2893.5	0.4	0.4	0.4	\$1,157.40	2017
ELECTRICAL-INSPECTIONS	379	38.182	20	40	\$14,480.00	2017
ADD'L TOILETS-PLUMBING	9	20	20	20	\$180.00	2017
WATER/SEWER HOOKUP-PLUMBING	4	70	40	80	\$280.00	2017
PLUMBING-INSPECTIONS	106	38.298	20	40	\$4,000.00	2017
BUILDING-INSPECTIONS	599	37.964	20	40	\$22,760.00	2017
GAS-INSPECTIONS	3	30	20	40	\$80.00	2017
ENERGY HTG DEVICES-SOLAR	2	10	10	10	\$20.00	2017
	3120	1	1	1	\$3,120.00	2017
BLDG VALUE 4K AND UP	2265251	0.0492	0.04	0.05	\$112,106.22	2017
ROOFING OR REROOFING	24	100	100	100	\$2,400.00	2017
MECHANICAL-INSPECTIONS	130	37.551	20	40	\$4,800.00	2017
ADD'L SQ FT-HARV	136389	0.04	0.04	0.04	\$5,455.56	2017
TEMP POWER/T-POLE-ELECTRIC	16	38.75	20	40	\$620.00	2017
ADD'L AMP'S-ELECTRICAL	15347	0.4	0.4	0.4	\$6,138.80	2017
ELECTRICAL-INSPECTIONS	174	38.125	20	40	\$6,520.00	2017
ADD'L TOILETS-PLUMBING	85	20	20	20	\$1,700.00	2017
WATER/SEWER HOOKUP-PLUMBING	25	76.8	40	80	\$1,920.00	2017
PLUMBING-INSPECTIONS	124	37.273	20	40	\$4,600.00	2017
BUILDING-INSPECTIONS	176	37.5	20	40	\$6,340.00	2017
GAS-INSPECTIONS	8	35	20	40	\$280.00	2017
FIRE-INSPECTIONS	6	50	50	50	\$300.00	2017
WALK-IN FRIG OR COM BOILR-HARV	2	40	40	40	\$80.00	2017
LAWN SPRINKLER SYS-PLUMBING	14	38.571	20	40	\$540.00	2017
	42380	1	1	1	\$42,380.00	2017
BLDG VALUE 4K AND UP	25541335	0.0497	0.04	0.05	\$1,269,368.26	2017
ROOFING OR REROOFING	1072	100	100	100	\$107,200.00	2017
MECHANICAL-INSPECTIONS	2	40	40	40	\$80.00	2017
ADD'L SQ FT-HARV	2046854	0.04	0.04	0.04	\$81,874.16	2017
TEMP POWER/T-POLE-ELECTRIC	1073	39.422	20	40	\$42,300.00	2017
ADD'L AMP'S-ELECTRICAL	206151	0.4	0.4	0.4	\$82,460.40	2017
ELECTRICAL-INSPECTIONS	2	40	40	40	\$80.00	2017
ADD'L TOILETS-PLUMBING	2531	20	20	20	\$50,620.00	2017
WATER/SEWER HOOKUP-PLUMBING	1072	78.84	40	80	\$84,520.00	2017
PLUMBING-INSPECTIONS	2	40	40	40	\$80.00	2017
BUILDING-INSPECTIONS	2	40	40	40	\$80.00	2017
GAS-INSPECTIONS	4	40	40	40	\$160.00	2017
LAWN SPRINKLER SYS-PLUMBING	1066	39.418	20	40	\$42,020.00	2017
	273702.5	1	1	1	\$273,702.50	2018

BLDG VALUE 4K AND UP	1580548.3	0.04	0.04	0.04	\$63,221.93	2018
ROOFING OR REROOFING	119	100	100	100	\$11,900.00	2018
MECHANICAL-INSPECTIONS	76	20	20	20	\$1,520.00	2018
ADD'L SQ FT-HARV	7394	0.04	0.04	0.04	\$295.76	2018
TEMP POWER/T-POLE-ELECTRIC	9	20	20	20	\$180.00	2018
ADD'L AMP'S-ELECTRICAL	3989.5	0.4	0.4	0.4	\$1,595.80	2018
ELECTRICAL-INSPECTIONS	480	20	20	20	\$9,600.00	2018
ADD'L TOILETS-PLUMBING	12	20	20	20	\$240.00	2018
WATER/SEWER HOOKUP-PLUMBING	6	40	40	40	\$240.00	2018
PLUMBING-INSPECTIONS	138	20	20	20	\$2,760.00	2018
BUILDING-INSPECTIONS	630	20	20	20	\$12,600.00	2018
GAS-INSPECTIONS	4	20	20	20	\$80.00	2018
ENERGY HTG DEVICES-SOLAR	3	10	10	10	\$30.00	2018
WALK-IN FRIG OR COM BOILR-HARV	4	20	20	20	\$80.00	2018
LAWN SPRINKLER SYS-PLUMBING	1	20	20	20	\$20.00	2018
	2020	1	1	1	\$2,020.00	2018
BLDG VALUE 4K AND UP	7673007	0.04	0.04	0.04	\$306,920.28	2018
ROOFING OR REROOFING	36	100	100	100	\$3,600.00	2018
MECHANICAL-INSPECTIONS	352	20	20	20	\$7,040.00	2018
ADD'L SQ FT-HARV	297120	0.04	0.04	0.04	\$11,884.80	2018
TEMP POWER/T-POLE-ELECTRIC	19	20	20	20	\$380.00	2018
ADD'L AMP'S-ELECTRICAL	34535	0.4	0.4	0.4	\$13,814.00	2018
ELECTRICAL-INSPECTIONS	578	20	20	20	\$11,560.00	2018
ADD'L TOILETS-PLUMBING	349	20	20	20	\$6,980.00	2018
WATER/SEWER HOOKUP-PLUMBING	38	40	40	40	\$1,520.00	2018
PLUMBING-INSPECTIONS	455	20	20	20	\$9,100.00	2018
BUILDING-INSPECTIONS	1357	20	20	20	\$27,140.00	2018
GAS-INSPECTIONS	118	20	20	20	\$2,360.00	2018
FIRE-INSPECTIONS	7	50	50	50	\$350.00	2018
WALK-IN FRIG OR COM BOILR-HARV	1	20	20	20	\$20.00	2018
LAWN SPRINKLER SYS-PLUMBING	2	20	20	20	\$40.00	2018
	25600	1	1	1	\$25,600.00	2018
BLDG VALUE 4K AND UP	31147699	0.04	0.04	0.04	\$1,245,907.96	2018
ROOFING OR REROOFING	1287	100	100	100	\$128,700.00	2018
MECHANICAL-INSPECTIONS	5	20	20	20	\$100.00	2018
ADD'L SQ FT-HARV	2486390	0.04	0.04	0.04	\$99,455.60	2018
TEMP POWER/T-POLE-ELECTRIC	1272	20	20	20	\$25,440.00	2018
ADD'L AMP'S-ELECTRICAL	258171	0.4	0.4	0.4	\$103,268.40	2018
ELECTRICAL-INSPECTIONS	9	20	20	20	\$180.00	2018
ADD'L TOILETS-PLUMBING	2987	20	20	20	\$59,740.00	2018
WATER/SEWER HOOKUP-PLUMBING	1288	40	40	40	\$51,520.00	2018
PLUMBING-INSPECTIONS	8	20	20	20	\$160.00	2018
BUILDING-INSPECTIONS	6	20	20	20	\$120.00	2018
LAWN SPRINKLER SYS-PLUMBING	1278	20	20	20	\$25,560.00	2018
	259925	1	1	1	\$259,925.00	2019
BLDG VALUE 4K AND UP	491072	0.04	0.04	0.04	\$19,642.88	2019
ROOFING OR REROOFING	74	100	100	100	\$7,400.00	2019

MECHANICAL-INSPECTIONS	61	20	20	20	\$1,220.00	2019
ADD'L SQ FT-HARV	6789	0.04	0.04	0.04	\$271.56	2019
TEMP POWER/T-POLE-ELECTRIC	9	20	20	20	\$180.00	2019
ADD'L AMP'S-ELECTRICAL	2932	0.4	0.4	0.4	\$1,172.80	2019
ELECTRICAL-INSPECTIONS	584	20	20	20	\$11,680.00	2019
ADD'L TOILETS-PLUMBING	21	20	20	20	\$420.00	2019
WATER/SEWER HOOKUP-PLUMBING	9	40	40	40	\$360.00	2019
PLUMBING-INSPECTIONS	169	20	20	20	\$3,380.00	2019
BUILDING-INSPECTIONS	867	20	20	20	\$17,340.00	2019
GAS-INSPECTIONS	1	20	20	20	\$20.00	2019
LAWN SPRINKLER SYS-PLUMBING	1	20	20	20	\$20.00	2019
	1920	1	1	1	\$1,920.00	2019
BLDG VALUE 4K AND UP	7844768	0.04	0.04	0.04	\$313,790.72	2019
ROOFING OR REROOFING	15	100	100	100	\$1,500.00	2019
MECHANICAL-INSPECTIONS	909	20	20	20	\$18,180.00	2019
ADD'L SQ FT-HARV	525181	0.04	0.04	0.04	\$21,007.24	2019
TEMP POWER/T-POLE-ELECTRIC	9	20	20	20	\$180.00	2019
ADD'L AMP'S-ELECTRICAL	32771	0.4	0.4	0.4	\$13,108.40	2019
ELECTRICAL-INSPECTIONS	1419	20	20	20	\$28,380.00	2019
ADD'L TOILETS-PLUMBING	699	20	20	20	\$13,980.00	2019
WATER/SEWER HOOKUP-PLUMBING	25	40	40	40	\$1,000.00	2019
PLUMBING-INSPECTIONS	1247	20	20	20	\$24,940.00	2019
BUILDING-INSPECTIONS	4433	20	20	20	\$88,660.00	2019
GAS-INSPECTIONS	15	20	20	20	\$300.00	2019
WALK-IN FRIG OR COM BOILR-HARV	5	20	20	20	\$100.00	2019
LAWN SPRINKLER SYS-PLUMBING	7	20	20	20	\$140.00	2019
	25100	1	1	1	\$25,100.00	2019
BLDG VALUE 4K AND UP	30430442	0.04	0.04	0.04	\$1,217,217.68	2019
ROOFING OR REROOFING	479	100	100	100	\$47,900.00	2019
MECHANICAL-INSPECTIONS	1578	20	20	20	\$31,560.00	2019
ADD'L SQ FT-HARV	2416843	0.04	0.04	0.04	\$96,673.72	2019
TEMP POWER/T-POLE-ELECTRIC	1238	20	20	20	\$24,760.00	2019
ADD'L AMP'S-ELECTRICAL	253479	0.4	0.4	0.4	\$101,391.60	2019
ELECTRICAL-INSPECTIONS	1584	20	20	20	\$31,680.00	2019
ADD'L TOILETS-PLUMBING	2888	20	20	20	\$57,760.00	2019
WATER/SEWER HOOKUP-PLUMBING	1208	40	40	40	\$48,320.00	2019
PLUMBING-INSPECTIONS	2138	20	20	20	\$42,760.00	2019
BUILDING-INSPECTIONS	1693	20	20	20	\$33,860.00	2019
LAWN SPRINKLER SYS-PLUMBING	497	20	20	20	\$9,940.00	2019
	253530	1	1	1	\$253,530.00	2020
BLDG VALUE 4K AND UP	540799	0.0355	0.03	0.04	\$19,616.51	2020
ROOFING OR REROOFING	38	95.395	75	100	\$3,625.00	2020
MECHANICAL-INSPECTIONS	59	17.656	15	20	\$1,060.00	2020
ADD'L SQ FT-HARV	15290	0.0342	0.03	0.04	\$544.14	2020
TEMP POWER/T-POLE-ELECTRIC	13	17.5	15	20	\$230.00	2020
ADD'L AMP'S-ELECTRICAL	2894.62	0.3619	0.3	0.4	\$1,038.58	2020
ELECTRICAL-INSPECTIONS	254	17.897	15	20	\$4,550.00	2020

ADD'L TOILETS-PLUMBING	19	17.083	15	20	\$320.00	2020
WATER/SEWER HOOKUP-PLUMBING	7	35.714	30	40	\$250.00	2020
PLUMBING-INSPECTIONS	118	17.143	15	20	\$2,050.00	2020
BUILDING-INSPECTIONS	533	17.565	15	20	\$9,455.00	2020
GAS-INSPECTIONS	199	15.321	15	20	\$3,035.00	2020
LAWN SPRINKLER SYS-PLUMBING	2	15	15	15	\$30.00	2020
	1895	1	1	1	\$1,895.00	2020
BLDG VALUE 4K AND UP	7780427	0.0348	0.03	0.04	\$271,086.91	2020
ROOFING OR REROOFING	2	100	100	100	\$200.00	2020
MECHANICAL-INSPECTIONS	738	17.391	15	20	\$12,725.00	2020
ADD'L SQ FT-HARV	324042	0.035	0.03	0.04	\$10,589.30	2020
TEMP POWER/T-POLE-ELECTRIC	26	16.731	15	20	\$435.00	2020
ADD'L AMP'S-ELECTRICAL	24387.31	0.34	0.3	0.4	\$7,870.69	2020
ELECTRICAL-INSPECTIONS	1066	17.593	15	20	\$18,420.00	2020
ADD'L TOILETS-PLUMBING	802	17.1	15	20	\$13,880.00	2020
WATER/SEWER HOOKUP-PLUMBING	33	34.849	30	40	\$1,150.00	2020
PLUMBING-INSPECTIONS	1024	17.576	15	20	\$17,675.00	2020
BUILDING-INSPECTIONS	1344	17.258	15	20	\$24,440.00	2020
GAS-INSPECTIONS	10	18.333	15	20	\$190.00	2020
WALK-IN FRIG OR COM BOILR-HARV	1	20	20	20	\$20.00	2020
LAWN SPRINKLER SYS-PLUMBING	27	16.852	15	20	\$455.00	2020
	29560	1	1	1	\$29,560.00	2020
BLDG VALUE 4K AND UP	38224243	0.0361	0.03	0.04	\$1,381,977.99	2020
MECHANICAL-INSPECTIONS	3492	18.221	15	20	\$63,635.00	2020
ADD'L SQ FT-HARV	3005392	0.0361	0.03	0.04	\$108,487.91	2020
TEMP POWER/T-POLE-ELECTRIC	1561	18.173	15	20	\$28,510.00	2020
ADD'L AMP'S-ELECTRICAL	299671	0.3633	0.3	0.4	\$108,683.10	2020
ELECTRICAL-INSPECTIONS	4224	18.218	15	20	\$77,095.00	2020
ADD'L TOILETS-PLUMBING	3076.5	18.216	15	20	\$56,145.00	2020
WATER/SEWER HOOKUP-PLUMBING	1546	36.364	30	40	\$56,070.00	2020
PLUMBING-INSPECTIONS	4083	18.215	15	20	\$73,820.00	2020
BUILDING-INSPECTIONS	5132	18.215	15	20	\$92,455.00	2020
GAS-INSPECTIONS	10	15	15	15	\$150.00	2020
ENERGY HTG DEVICES-SOLAR	1	10	10	10	\$10.00	2020
LAWN SPRINKLER SYS-PLUMBING	1173	18.11	15	20	\$21,255.00	2020
	256542.5	1	1	1	\$256,542.50	2021
BLDG VALUE 4K AND UP	1029563	0.03	0.03	0.03	\$30,886.89	2021
ROOFING OR REROOFING	15	75	75	75	\$1,125.00	2021
MECHANICAL-INSPECTIONS	85	15	15	15	\$1,275.00	2021
ADD'L SQ FT-HARV	83491	0.03	0.03	0.03	\$2,504.73	2021
TEMP POWER/T-POLE-ELECTRIC	17	15	15	15	\$255.00	2021
ADD'L AMP'S-ELECTRICAL	6825	0.3	0.3	0.3	\$2,047.50	2021
ELECTRICAL-INSPECTIONS	340	15	15	15	\$5,100.00	2021
ADD'L TOILETS-PLUMBING	46	15	15	15	\$690.00	2021
WATER/SEWER HOOKUP-PLUMBING	9	30	30	30	\$270.00	2021
PLUMBING-INSPECTIONS	198	15	15	15	\$2,970.00	2021
BUILDING-INSPECTIONS	837	15	15	15	\$12,555.00	2021

GAS-INSPECTIONS	360	15	15	15	\$5,400.00	2021
LAWN SPRINKLER SYS-PLUMBING	2	15	15	15	\$30.00	2021
	1685	1	1	1	\$1,685.00	2021
BLDG VALUE 4K AND UP	12626312	0.03	0.03	0.03	\$378,789.36	2021
MECHANICAL-INSPECTIONS	316	15	15	15	\$4,740.00	2021
ADD'L SQ FT-HARV	541686	0.03	0.03	0.03	\$16,250.58	2021
TEMP POWER/T-POLE-ELECTRIC	16	15	15	15	\$240.00	2021
ADD'L AMP'S-ELECTRICAL	15804	0.3	0.3	0.3	\$4,741.20	2021
ELECTRICAL-INSPECTIONS	356	15	15	15	\$5,340.00	2021
ADD'L TOILETS-PLUMBING	529	15	15	15	\$7,935.00	2021
WATER/SEWER HOOKUP-PLUMBING	20	30	30	30	\$600.00	2021
PLUMBING-INSPECTIONS	325	15	15	15	\$4,875.00	2021
BUILDING-INSPECTIONS	721	15	15	15	\$10,815.00	2021
GAS-INSPECTIONS	5	15	15	15	\$75.00	2021
LAWN SPRINKLER SYS-PLUMBING	13	15	15	15	\$195.00	2021
	33060	1	1	1	\$33,060.00	2021
BLDG VALUE 4K AND UP	64541704	0.03	0.03	0.03	\$1,936,251.12	2021
ROOFING OR REROOFING	8	75	75	75	\$600.00	2021
MECHANICAL-INSPECTIONS	3890	15	15	15	\$58,350.00	2021
ADD'L SQ FT-HARV	4185741	0.03	0.03	0.03	\$125,572.23	2021
TEMP POWER/T-POLE-ELECTRIC	2136	15	15	15	\$32,040.00	2021
ADD'L AMP'S-ELECTRICAL	392821	0.3	0.3	0.3	\$117,846.30	2021
ELECTRICAL-INSPECTIONS	5823	15	15	15	\$87,345.00	2021
ADD'L TOILETS-PLUMBING	4097	15	15	15	\$61,455.00	2021
WATER/SEWER HOOKUP-PLUMBING	2080	30	30	30	\$62,400.00	2021
PLUMBING-INSPECTIONS	5843	15	15	15	\$87,645.00	2021
BUILDING-INSPECTIONS	11143	15	15	15	\$167,145.00	2021
GAS-INSPECTIONS	16	15	15	15	\$240.00	2021
ENERGY HTG DEVICES-SOLAR	4	10	10	10	\$40.00	2021
LAWN SPRINKLER SYS-PLUMBING	1931	15	15	15	\$28,965.00	2021
	251471165	12.711	0.03	100	#####	



| Year

2017	2017AddBP	2017BP
2017	2017AddBP01	2017BP01
2017	2017AddBP04	2017BP04
2017	2017AddBP06	2017BP06
2017	2017AddBP07	2017BP07
2017	2017AddBP11	2017BP11
2017	2017AddBP12	2017BP12
2017	2017AddBP13	2017BP13
2017	2017AddBP16	2017BP16
2017	2017AddBP17	2017BP17
2017	2017AddBP18	2017BP18
2017	2017AddBP26	2017BP26
2017	2017AddBP31	2017BP31
2017	2017AddBP41	2017BP41
2017	2017ComBP	2017BP
2017	2017ComBP01	2017BP01
2017	2017ComBP04	2017BP04
2017	2017ComBP06	2017BP06
2017	2017ComBP07	2017BP07
2017	2017ComBP11	2017BP11
2017	2017ComBP12	2017BP12
2017	2017ComBP13	2017BP13
2017	2017ComBP16	2017BP16
2017	2017ComBP17	2017BP17
2017	2017ComBP18	2017BP18
2017	2017ComBP26	2017BP26
2017	2017ComBP31	2017BP31
2017	2017ComBP36	2017BP36
2017	2017ComBP46	2017BP46
2017	2017ComBP51	2017BP51
2017	2017ResBP	2017BP
2017	2017ResBP01	2017BP01
2017	2017ResBP04	2017BP04
2017	2017ResBP06	2017BP06
2017	2017ResBP07	2017BP07
2017	2017ResBP11	2017BP11
2017	2017ResBP12	2017BP12
2017	2017ResBP13	2017BP13
2017	2017ResBP16	2017BP16
2017	2017ResBP17	2017BP17
2017	2017ResBP18	2017BP18
2017	2017ResBP26	2017BP26
2017	2017ResBP31	2017BP31
2017	2017ResBP51	2017BP51
2018	2018AddBP	2018BP

2018	2018AddBP01	2018BP01
2018	2018AddBP04	2018BP04
2018	2018AddBP06	2018BP06
2018	2018AddBP07	2018BP07
2018	2018AddBP11	2018BP11
2018	2018AddBP12	2018BP12
2018	2018AddBP13	2018BP13
2018	2018AddBP16	2018BP16
2018	2018AddBP17	2018BP17
2018	2018AddBP18	2018BP18
2018	2018AddBP26	2018BP26
2018	2018AddBP31	2018BP31
2018	2018AddBP41	2018BP41
2018	2018AddBP46	2018BP46
2018	2018AddBP51	2018BP51
2018	2018ComBP	2018BP
2018	2018ComBP01	2018BP01
2018	2018ComBP04	2018BP04
2018	2018ComBP06	2018BP06
2018	2018ComBP07	2018BP07
2018	2018ComBP11	2018BP11
2018	2018ComBP12	2018BP12
2018	2018ComBP13	2018BP13
2018	2018ComBP16	2018BP16
2018	2018ComBP17	2018BP17
2018	2018ComBP18	2018BP18
2018	2018ComBP26	2018BP26
2018	2018ComBP31	2018BP31
2018	2018ComBP36	2018BP36
2018	2018ComBP46	2018BP46
2018	2018ComBP51	2018BP51
2018	2018ResBP	2018BP
2018	2018ResBP01	2018BP01
2018	2018ResBP04	2018BP04
2018	2018ResBP06	2018BP06
2018	2018ResBP07	2018BP07
2018	2018ResBP11	2018BP11
2018	2018ResBP12	2018BP12
2018	2018ResBP13	2018BP13
2018	2018ResBP16	2018BP16
2018	2018ResBP17	2018BP17
2018	2018ResBP18	2018BP18
2018	2018ResBP26	2018BP26
2018	2018ResBP51	2018BP51
2019	2019AddBP	2019BP
2019	2019AddBP01	2019BP01
2019	2019AddBP04	2019BP04

2019	2019AddBP06	2019BP06
2019	2019AddBP07	2019BP07
2019	2019AddBP11	2019BP11
2019	2019AddBP12	2019BP12
2019	2019AddBP13	2019BP13
2019	2019AddBP16	2019BP16
2019	2019AddBP17	2019BP17
2019	2019AddBP18	2019BP18
2019	2019AddBP26	2019BP26
2019	2019AddBP31	2019BP31
2019	2019AddBP51	2019BP51
2019	2019ComBP	2019BP
2019	2019ComBP01	2019BP01
2019	2019ComBP04	2019BP04
2019	2019ComBP06	2019BP06
2019	2019ComBP07	2019BP07
2019	2019ComBP11	2019BP11
2019	2019ComBP12	2019BP12
2019	2019ComBP13	2019BP13
2019	2019ComBP16	2019BP16
2019	2019ComBP17	2019BP17
2019	2019ComBP18	2019BP18
2019	2019ComBP26	2019BP26
2019	2019ComBP31	2019BP31
2019	2019ComBP46	2019BP46
2019	2019ComBP51	2019BP51
2019	2019ResBP	2019BP
2019	2019ResBP01	2019BP01
2019	2019ResBP04	2019BP04
2019	2019ResBP06	2019BP06
2019	2019ResBP07	2019BP07
2019	2019ResBP11	2019BP11
2019	2019ResBP12	2019BP12
2019	2019ResBP13	2019BP13
2019	2019ResBP16	2019BP16
2019	2019ResBP17	2019BP17
2019	2019ResBP18	2019BP18
2019	2019ResBP26	2019BP26
2019	2019ResBP51	2019BP51
2020	2020AddBP	2020BP
2020	2020AddBP01	2020BP01
2020	2020AddBP04	2020BP04
2020	2020AddBP06	2020BP06
2020	2020AddBP07	2020BP07
2020	2020AddBP11	2020BP11
2020	2020AddBP12	2020BP12
2020	2020AddBP13	2020BP13

2020	2020AddBP16	2020BP16
2020	2020AddBP17	2020BP17
2020	2020AddBP18	2020BP18
2020	2020AddBP26	2020BP26
2020	2020AddBP31	2020BP31
2020	2020AddBP51	2020BP51
2020	2020ComBP	2020BP
2020	2020ComBP01	2020BP01
2020	2020ComBP04	2020BP04
2020	2020ComBP06	2020BP06
2020	2020ComBP07	2020BP07
2020	2020ComBP11	2020BP11
2020	2020ComBP12	2020BP12
2020	2020ComBP13	2020BP13
2020	2020ComBP16	2020BP16
2020	2020ComBP17	2020BP17
2020	2020ComBP18	2020BP18
2020	2020ComBP26	2020BP26
2020	2020ComBP31	2020BP31
2020	2020ComBP46	2020BP46
2020	2020ComBP51	2020BP51
2020	2020ResBP	2020BP
2020	2020ResBP01	2020BP01
2020	2020ResBP06	2020BP06
2020	2020ResBP07	2020BP07
2020	2020ResBP11	2020BP11
2020	2020ResBP12	2020BP12
2020	2020ResBP13	2020BP13
2020	2020ResBP16	2020BP16
2020	2020ResBP17	2020BP17
2020	2020ResBP18	2020BP18
2020	2020ResBP26	2020BP26
2020	2020ResBP31	2020BP31
2020	2020ResBP41	2020BP41
2020	2020ResBP51	2020BP51
2021	2021AddBP	2021BP
2021	2021AddBP01	2021BP01
2021	2021AddBP04	2021BP04
2021	2021AddBP06	2021BP06
2021	2021AddBP07	2021BP07
2021	2021AddBP11	2021BP11
2021	2021AddBP12	2021BP12
2021	2021AddBP13	2021BP13
2021	2021AddBP16	2021BP16
2021	2021AddBP17	2021BP17
2021	2021AddBP18	2021BP18
2021	2021AddBP26	2021BP26

2021	2021AddBP31	2021BP31
2021	2021AddBP51	2021BP51
2021	2021ComBP	2021BP
2021	2021ComBP01	2021BP01
2021	2021ComBP06	2021BP06
2021	2021ComBP07	2021BP07
2021	2021ComBP11	2021BP11
2021	2021ComBP12	2021BP12
2021	2021ComBP13	2021BP13
2021	2021ComBP16	2021BP16
2021	2021ComBP17	2021BP17
2021	2021ComBP18	2021BP18
2021	2021ComBP26	2021BP26
2021	2021ComBP31	2021BP31
2021	2021ComBP51	2021BP51
2021	2021ResBP	2021BP
2021	2021ResBP01	2021BP01
2021	2021ResBP04	2021BP04
2021	2021ResBP06	2021BP06
2021	2021ResBP07	2021BP07
2021	2021ResBP11	2021BP11
2021	2021ResBP12	2021BP12
2021	2021ResBP13	2021BP13
2021	2021ResBP16	2021BP16
2021	2021ResBP17	2021BP17
2021	2021ResBP18	2021BP18
2021	2021ResBP26	2021BP26
2021	2021ResBP31	2021BP31
2021	2021ResBP41	2021BP41
2021	2021ResBP51	2021BP51

Break Level	Overflow Flag	Fee Category	Fee Cat Count	FY	Res,Com,Add	Fee Code	Fee Code Description
1		FY16/17-Add-AF	218	FY16/17	Add	AF	PERMIT REACTIVATION FEE
1		FY16/17-Add-A0	1	FY16/17	Add	A0	AFTER HOUR INSP FEE
1		FY16/17-Add-A1	188	FY16/17	Add	A1	BD-RE-INSPECTION FEE 1
1		FY16/17-Add-A2	44	FY16/17	Add	A2	BD-RE-INSPECTION FEE 2
1		FY16/17-Add-A3	3	FY16/17	Add	A3	BD-RE-INSPECTION FEE 3
1		FY16/17-Add-A4	1	FY16/17	Add	A4	BD-RE-INSPECTION FEE 4
1		FY16/17-Add-A5	1	FY16/17	Add	A5	BD-RE-INSPECTION FEE 5
1		FY16/17-Add-B4	2	FY16/17	Add	B4	UNSAFE BUILDING ADMIN FEE
1		FY16/17-Add-B5	9	FY16/17	Add	B5	APPLI-PERMIT TRANSFER FEE
1		FY16/17-Add-CP	4	FY16/17	Add	CP	COMMERCIAL REVISION FEE
1		FY16/17-Add-CV	1	FY16/17	Add	CV	PW-CULVERT PERMIT
1		FY16/17-Add-C6	7156	FY16/17	Add	C6	A CONVENIENCE FEE
1		FY16/17-Add-DB	6797	FY16/17	Add	DB	DBPR (DCA) 1%
1		FY16/17-Add-DC	6797	FY16/17	Add	DC	DBPR (BCAIB) 1.5%
1		FY16/17-Add-D3	7198	FY16/17	Add	D3	A ADMIN / MISC PLAN REV
1		FY16/17-Add-D4	29	FY16/17	Add	D4	REVISION PERMIT FEE
1		FY16/17-Add-D5	314	FY16/17	Add	D5	A POOL PLAN REVIEW FEE
1		FY16/17-Add-D6	28	FY16/17	Add	D6	REV-ADM/MISC PLAN REVIEW
1		FY16/17-Add-JA	6	FY16/17	Add	JA	FA FIRE PLAN REVIEW BLDG
1		FY16/17-Add-JB	38	FY16/17	Add	JB	FB FIRE INSPECTION BLDG
1		FY16/17-Add-JC	1	FY16/17	Add	JC	FC FIRE PLAN RE-REV BLDG
1		FY16/17-Add-JD	2	FY16/17	Add	JD	FD FIRE PLAN REV U/G LINE
1		FY16/17-Add-JE	2	FY16/17	Add	JE	FE FIRE INSP U/G LINE
1		FY16/17-Add-JG	3	FY16/17	Add	JG	FG FIRE PLAN REV SPRINKLR
1		FY16/17-Add-JH	3	FY16/17	Add	JH	FH FIRE INSP SPRINKLER
1		FY16/17-Add-JJ	11	FY16/17	Add	JJ	FJ FIRE PLAN REVIEW ALARM
1		FY16/17-Add-JK	11	FY16/17	Add	JK	FK FIRE INSPECTION ALARM
1		FY16/17-Add-JM	2	FY16/17	Add	JM	FM FIRE PLAN REV SUPPRESS
1		FY16/17-Add-JN	2	FY16/17	Add	JN	FN FIRE INSP SUPPRESSION
1		FY16/17-Add-JP	3	FY16/17	Add	JP	FP FIRE PLAN REVIEW OTHER
1		FY16/17-Add-JQ	3	FY16/17	Add	JQ	FQ FIRE INSP OTHER
1		FY16/17-Add-LC	76	FY16/17	Add	LC	LANDCLEARING
1		FY16/17-Add-MP	123	FY16/17	Add	MP	MISCELANEOUS REVISION FEE
1		FY16/17-Add-NC	1	FY16/17	Add	NC	NEW CHANGE OF OCCUPANCY
1		FY16/17-Add-N1	3	FY16/17	Add	N1	AF ZNG-NEW ADDRESS FEE
1		FY16/17-Add-PF	6801	FY16/17	Add	PF	PERMIT FEES
1		FY16/17-Add-PN	2	FY16/17	Add	PN	START CONST BEFORE PERMIT
1		FY16/17-Add-PZ	936	FY16/17	Add	PZ	AF ZNG-POOL / CAGE REVIEW
1		FY16/17-Add-P1	14	FY16/17	Add	P1	PW-RE-INSPECTION FEE 1
1		FY16/17-Add-P2	2	FY16/17	Add	P2	PW-RE-INSPECTION FEE 2
1		FY16/17-Add-P3	1	FY16/17	Add	P3	PW-RE-INSPECTION FEE 3
1		FY16/17-Add-P7	1	FY16/17	Add	P7	RDD PLAN REVIEW
1		FY16/17-Add-P8	1	FY16/17	Add	P8	RDD AS-BUILT SURVEY ADMIN
1		FY16/17-Add-Q1	1	FY16/17	Add	Q1	REV-FIRE ALARM PERMIT FEE
1		FY16/17-Add-Q2	1	FY16/17	Add	Q2	REV-SPRINKLER PERMIT FEE

1	FY16/17-Add-RP	35	FY16/17	Add	RP	RESIDENTIAL REVISION FEE
1	FY16/17-Add-R2	1	FY16/17	Add	R2	Z ROOFING & REROOFING
1	FY16/17-Add-R3	2	FY16/17	Add	R3	Z ROOF REPAIR
1	FY16/17-Add-R4	1	FY16/17	Add	R4	Z PW ROW PERMIT
1	FY16/17-Add-SR	6798	FY16/17	Add	SR	SURCHARGE - EDUCATION
1	FY16/17-Add-TR	1	FY16/17	Add	TR	ZN-TREE BUYOUT FUND
1	FY16/17-Add-ZA	4	FY16/17	Add	ZA	ZN-RE-INSPECTION FEE 1
1	FY16/17-Add-ZH	10	FY16/17	Add	ZH	ZN-HERITAGE TREE FUND
1	FY16/17-Add-ZN	1225	FY16/17	Add	ZN	AF ZNG RIGHT OF WAY USE
1	FY16/17-Add-ZO	1	FY16/17	Add	ZO	ZONING PERMIT FEE
1	FY16/17-Add-ZR	71	FY16/17	Add	ZR	AF ZNG - CV INSPECTION
1	FY16/17-Add-Z1	14	FY16/17	Add	Z1	OLD ZNG BASE PLAN REV FEE
1	FY16/17-Add-Z2	41	FY16/17	Add	Z2	ZONING PLAN REV \$0-\$2K
1	FY16/17-Add-Z6	5	FY16/17	Add	Z6	AF ZNG-SITE INSPECTIONS
1	FY16/17-Add-Z7	29	FY16/17	Add	Z7	ZN-FICT ADDRESS ADMIN FEE
1	FY16/17-Add-Z9	716	FY16/17	Add	Z9	AF ZNG-PLAN REVIEW FEE
1	FY16/17-Com-AF	4	FY16/17	Com	AF	PERMIT REACTIVATION FEE
1	FY16/17-Com-A1	21	FY16/17	Com	A1	BD-RE-INSPECTION FEE 1
1	FY16/17-Com-A3	1	FY16/17	Com	A3	BD-RE-INSPECTION FEE 3
1	FY16/17-Com-CG	18	FY16/17	Com	CG	IN COM GOV'T IMP FEE-SC
1	FY16/17-Com-CJ	18	FY16/17	Com	CJ	IL COM JUSTICE IMP FEE-SC
1	FY16/17-Com-CP	21	FY16/17	Com	CP	COMMERCIAL REVISION FEE
1	FY16/17-Com-C2	47	FY16/17	Com	C2	AB COMMERCIAL CO
1	FY16/17-Com-C6	83	FY16/17	Com	C6	A CONVENIENCE FEE
1	FY16/17-Com-C7	2	FY16/17	Com	C7	AB CERT OF COMPLETION
1	FY16/17-Com-DB	82	FY16/17	Com	DB	DBPR (DCA) 1%
1	FY16/17-Com-DC	82	FY16/17	Com	DC	DBPR (BCAIB) 1.5%
1	FY16/17-Com-D2	23	FY16/17	Com	D2	A COMMERCIAL PLAN REVIEW
1	FY16/17-Com-D3	60	FY16/17	Com	D3	A ADMIN / MISC PLAN REV
1	FY16/17-Com-D4	4	FY16/17	Com	D4	REVISION PERMIT FEE
1	FY16/17-Com-D6	28	FY16/17	Com	D6	REV-ADM/MISC PLAN REVIEW
1	FY16/17-Com-D7	29	FY16/17	Com	D7	REV-CONVENIENCE FEE
1	FY16/17-Com-FI	17	FY16/17	Com	FI	IB COM FIRE IMPACT FEE-NP
1	FY16/17-Com-F1	1	FY16/17	Com	F1	FIRE-RE-INSPECTION FEE
1	FY16/17-Com-GI	17	FY16/17	Com	GI	IE COM GOV IMPACT FEE-NP
1	FY16/17-Com-GL	2	FY16/17	Com	GL	IE WV COM GOV IMP FEE-NP
1	FY16/17-Com-IF	19	FY16/17	Com	IF	IG ADM IMPACT 1.5% (CITY)
1	FY16/17-Com-JA	72	FY16/17	Com	JA	FA FIRE PLAN REVIEW BLDG
1	FY16/17-Com-JB	65	FY16/17	Com	JB	FB FIRE INSPECTION BLDG
1	FY16/17-Com-JC	12	FY16/17	Com	JC	FC FIRE PLAN RE-REV BLDG
1	FY16/17-Com-JD	12	FY16/17	Com	JD	FD FIRE PLAN REV U/G LINE
1	FY16/17-Com-JE	12	FY16/17	Com	JE	FE FIRE INSP U/G LINE
1	FY16/17-Com-JG	29	FY16/17	Com	JG	FG FIRE PLAN REV SPRINKLR
1	FY16/17-Com-JH	29	FY16/17	Com	JH	FH FIRE INSP SPRINKLER
1	FY16/17-Com-JI	1	FY16/17	Com	JI	FI FIRE PLAN RE-REV SPKLR
1	FY16/17-Com-JJ	28	FY16/17	Com	JJ	FJ FIRE PLAN REVIEW ALARM
1	FY16/17-Com-JK	28	FY16/17	Com	JK	FK FIRE INSPECTION ALARM

1	FY16/17-Com-JL	1	FY16/17	Com	JL	FL FIRE PLAN RE-REV ALARM
1	FY16/17-Com-JM	1	FY16/17	Com	JM	FM FIRE PLAN REV SUPPRESS
1	FY16/17-Com-JN	1	FY16/17	Com	JN	FN FIRE INSP SUPPRESSION
1	FY16/17-Com-LE	17	FY16/17	Com	LE	IC COM LAW IMPACT FEE-NP
1	FY16/17-Com-MP	5	FY16/17	Com	MP	MISCELLANEOUS REVISION FEE
1	FY16/17-Com-N1	21	FY16/17	Com	N1	AF ZNG-NEW ADDRESS FEE
1	FY16/17-Com-PC	3	FY16/17	Com	PC	PLAN CHECK FEES
1	FY16/17-Com-PF	82	FY16/17	Com	PF	PERMIT FEES
1	FY16/17-Com-Q1	23	FY16/17	Com	Q1	REV-FIRE ALARM PERMIT FEE
1	FY16/17-Com-Q2	27	FY16/17	Com	Q2	REV-SPRINKLER PERMIT FEE
1	FY16/17-Com-Q3	1	FY16/17	Com	Q3	REV-SUPPRESS PERMIT FEE
1	FY16/17-Com-Q4	1	FY16/17	Com	Q4	REV-GAS PERMIT FEE
1	FY16/17-Com-Q5	1	FY16/17	Com	Q5	REV-EQUIP HOOD PERMIT FEE
1	FY16/17-Com-Q6	11	FY16/17	Com	Q6	REV-UNDERGRND PERMIT FEE
1	FY16/17-Com-RC	1	FY16/17	Com	RC	REISSUED CHANGE OF OCCUPA
1	FY16/17-Com-RH	18	FY16/17	Com	RH	AG CONSTR TRAFFIC RD FEE
1	FY16/17-Com-SA	16	FY16/17	Com	SA	IA COM S/W IMPACT FEE-NP
1	FY16/17-Com-SC	2	FY16/17	Com	SC	IA WV COM S/W IMP FEE-NP
1	FY16/17-Com-SF	15	FY16/17	Com	SF	IQ TRANSP 1% SC TO CITY
1	FY16/17-Com-SG	18	FY16/17	Com	SG	IO GOV'T 1% SC TO CITY
1	FY16/17-Com-SJ	18	FY16/17	Com	SJ	IM JUSTICE 1% SC TO CITY
1	FY16/17-Com-SR	82	FY16/17	Com	SR	SURCHARGE - EDUCATION
1	FY16/17-Com-TI	17	FY16/17	Com	TI	IF COM TRANSP IMP FEE-NP
1	FY16/17-Com-T2	15	FY16/17	Com	T2	IP COM TRANSP IMP FEE-SC
1	FY16/17-Com-UF	1	FY16/17	Com	UF	IH UTILITY CO&W/A LETTER
1	FY16/17-Com-W1	2	FY16/17	Com	W1	IC WV COM LAW IMP FEE-NP
1	FY16/17-Com-W2	2	FY16/17	Com	W2	IB WV COM FIRE IMP FEE-NP
1	FY16/17-Com-W4	2	FY16/17	Com	W4	IF WV COM TRAN IMP FEE-NP
1	FY16/17-Com-ZA	1	FY16/17	Com	ZA	ZN-RE-INSPECTION FEE 1
1	FY16/17-Com-ZN	25	FY16/17	Com	ZN	AF ZNG RIGHT OF WAY USE
1	FY16/17-Com-Z1	1	FY16/17	Com	Z1	OLD ZNG BASE PLAN REV FEE
1	FY16/17-Com-Z3	17	FY16/17	Com	Z3	AF ZNG-AS BUILT SURVEY
1	FY16/17-Com-Z4	4	FY16/17	Com	Z4	AF ZNG-ELEV CERT ADM FEE
1	FY16/17-Com-Z9	62	FY16/17	Com	Z9	AF ZNG-PLAN REVIEW FEE
1	FY16/17-Res-AF	21	FY16/17	Res	AF	PERMIT REACTIVATION FEE
1	FY16/17-Res-A0	1	FY16/17	Res	A0	AFTER HOUR INSP FEE
1	FY16/17-Res-A1	594	FY16/17	Res	A1	BD-RE-INSPECTION FEE 1
1	FY16/17-Res-A2	184	FY16/17	Res	A2	BD-RE-INSPECTION FEE 2
1	FY16/17-Res-A3	31	FY16/17	Res	A3	BD-RE-INSPECTION FEE 3
1	FY16/17-Res-A4	9	FY16/17	Res	A4	BD-RE-INSPECTION FEE 4
1	FY16/17-Res-A5	2	FY16/17	Res	A5	BD-RE-INSPECTION FEE 5
1	FY16/17-Res-B2	1	FY16/17	Res	B2	LETTER OF DETERMINATION
1	FY16/17-Res-B5	36	FY16/17	Res	B5	APPLI-PERMIT TRANSFER FEE
1	FY16/17-Res-CF	12	FY16/17	Res	CF	PW-CULVERT REINSPECT
1	FY16/17-Res-CH	1045	FY16/17	Res	CH	IN RES GOV'T IMP FEE-SC
1	FY16/17-Res-CK	1045	FY16/17	Res	CK	IL RES JUSTICE IMP FEE-SC
1	FY16/17-Res-CP	1	FY16/17	Res	CP	COMMERCIAL REVISION FEE



1	FY16/17-Res-C1	1085	FY16/17	Res	C1	AB RESIDENTIAL CO
1	FY16/17-Res-C6	1085	FY16/17	Res	C6	A CONVENIENCE FEE
1	FY16/17-Res-DB	1075	FY16/17	Res	DB	DBPR (DCA) 1%
1	FY16/17-Res-DC	1075	FY16/17	Res	DC	DBPR (BCAIB) 1.5%
1	FY16/17-Res-D1	1084	FY16/17	Res	D1	A RESIDENTIAL PLAN REVIEW
1	FY16/17-Res-D3	13	FY16/17	Res	D3	A ADMIN / MISC PLAN REV
1	FY16/17-Res-D4	22	FY16/17	Res	D4	REVISION PERMIT FEE
1	FY16/17-Res-D6	11	FY16/17	Res	D6	REV-ADM/MISC PLAN REVIEW
1	FY16/17-Res-D7	7	FY16/17	Res	D7	REV-CONVENIENCE FEE
1	FY16/17-Res-EF	961	FY16/17	Res	EF	IR RES EDUC IMP FEE-SC
1	FY16/17-Res-ES	1045	FY16/17	Res	ES	IS EDUC 1% SC TO SAR CNTY
1	FY16/17-Res-FJ	444	FY16/17	Res	FJ	IB RES FIRE IMPACT FEE-NP
1	FY16/17-Res-GK	444	FY16/17	Res	GK	IE RES GOV IMPACT FEE-NP
1	FY16/17-Res-GM	601	FY16/17	Res	GM	IE WV RES GOV IMP FEE-NP
1	FY16/17-Res-IF	1045	FY16/17	Res	IF	IG ADM IMPACT 1.5% (CITY)
1	FY16/17-Res-JA	1	FY16/17	Res	JA	FA FIRE PLAN REVIEW BLDG
1	FY16/17-Res-JD	6	FY16/17	Res	JD	FD FIRE PLAN REV U/G LINE
1	FY16/17-Res-JE	7	FY16/17	Res	JE	FE FIRE INSP U/G LINE
1	FY16/17-Res-JF	1	FY16/17	Res	JF	FF FIRE PLAN RE-REV U/G
1	FY16/17-Res-JG	7	FY16/17	Res	JG	FG FIRE PLAN REV SPRINKLR
1	FY16/17-Res-JH	7	FY16/17	Res	JH	FH FIRE INSP SPRINKLER
1	FY16/17-Res-JJ	7	FY16/17	Res	JJ	FJ FIRE PLAN REVIEW ALARM
1	FY16/17-Res-JK	7	FY16/17	Res	JK	FK FIRE INSPECTION ALARM
1	FY16/17-Res-JP	1	FY16/17	Res	JP	FP FIRE PLAN REVIEW OTHER
1	FY16/17-Res-LF	444	FY16/17	Res	LF	IC RES LAW IMPACT FEE-NP
1	FY16/17-Res-LI	1045	FY16/17	Res	LI	IK LIBRARY IMPACT FEE&SC
1	FY16/17-Res-LJ	1045	FY16/17	Res	LJ	IK LIBRARY 1% SC TO CITY
1	FY16/17-Res-MP	72	FY16/17	Res	MP	MISCELANEOUS REVISION FEE
1	FY16/17-Res-N1	1080	FY16/17	Res	N1	AF ZNG-NEW ADDRESS FEE
1	FY16/17-Res-PC	6	FY16/17	Res	PC	PLAN CHECK FEES
1	FY16/17-Res-PF	1075	FY16/17	Res	PF	PERMIT FEES
1	FY16/17-Res-PS	444	FY16/17	Res	PS	ID RES PARK IMPACT FEE-NP
1	FY16/17-Res-P1	261	FY16/17	Res	P1	PW-RE-INSPECTION FEE 1
1	FY16/17-Res-P2	52	FY16/17	Res	P2	PW-RE-INSPECTION FEE 2
1	FY16/17-Res-P3	9	FY16/17	Res	P3	PW-RE-INSPECTION FEE 3
1	FY16/17-Res-P4	2	FY16/17	Res	P4	PW-RE-INSPECTION FEE 4
1	FY16/17-Res-Q1	7	FY16/17	Res	Q1	REV-FIRE ALARM PERMIT FEE
1	FY16/17-Res-Q2	7	FY16/17	Res	Q2	REV-SPRINKLER PERMIT FEE
1	FY16/17-Res-Q6	7	FY16/17	Res	Q6	REV-UNDERGRND PERMIT FEE
1	FY16/17-Res-RH	1078	FY16/17	Res	RH	AG CONSTR TRAFFIC RD FEE
1	FY16/17-Res-RP	268	FY16/17	Res	RP	RESIDENTIAL REVISION FEE
1	FY16/17-Res-SB	445	FY16/17	Res	SB	IA RES S/W IMPACT FEE-NP
1	FY16/17-Res-SE	600	FY16/17	Res	SE	IA WV RES S/W IMP FEE-NP
1	FY16/17-Res-SF	1026	FY16/17	Res	SF	IQ TRANSP 1% SC TO CITY
1	FY16/17-Res-SG	1045	FY16/17	Res	SG	IO GOV'T 1% SC TO CITY
1	FY16/17-Res-SJ	1045	FY16/17	Res	SJ	IM JUSTICE 1% SC TO CITY
1	FY16/17-Res-SR	1075	FY16/17	Res	SR	SURCHARGE - EDUCATION

1	FY16/17-Res-SW	1045	FY16/17	Res	SW	IJ PRORATED SW FEE AT CO
1	FY16/17-Res-TJ	443	FY16/17	Res	TJ	IF RES TRANSP IMP FEE-NP
1	FY16/17-Res-TR	7	FY16/17	Res	TR	ZN-TREE BUYOUT FUND
1	FY16/17-Res-T2	1	FY16/17	Res	T2	IP COM TRANSP IMP FEE-SC
1	FY16/17-Res-T3	1025	FY16/17	Res	T3	IP RES TRANSP IMP FEE-SC
1	FY16/17-Res-UF	1044	FY16/17	Res	UF	IH UTILITY CO&W/A LETTER
1	FY16/17-Res-WI	1045	FY16/17	Res	WI	II SW SERV INITIATION FEE
1	FY16/17-Res-W5	601	FY16/17	Res	W5	IC WV RES LAW IMP FEE-NP
1	FY16/17-Res-W6	600	FY16/17	Res	W6	IB WV RES FIRE IMP FEE-NP
1	FY16/17-Res-W7	601	FY16/17	Res	W7	ID WV RES PARK IMP FEE-NP
1	FY16/17-Res-W8	602	FY16/17	Res	W8	IF WV RES TRAN IMP FEE-NP
1	FY16/17-Res-ZA	29	FY16/17	Res	ZA	ZN-RE-INSPECTION FEE 1
1	FY16/17-Res-ZB	2	FY16/17	Res	ZB	ZN-RE-INSPECTION FEE 2
1	FY16/17-Res-ZC	1	FY16/17	Res	ZC	ZN-RE-INSPECTION FEE 3
1	FY16/17-Res-ZH	7	FY16/17	Res	ZH	ZN-HERITAGE TREE FUND
1	FY16/17-Res-ZN	410	FY16/17	Res	ZN	AF ZNG RIGHT OF WAY USE
1	FY16/17-Res-ZR	408	FY16/17	Res	ZR	AF ZNG - CV INSPECTION
1	FY16/17-Res-Z3	1079	FY16/17	Res	Z3	AF ZNG-AS BUILT SURVEY
1	FY16/17-Res-Z4	134	FY16/17	Res	Z4	AF ZNG-ELEV CERT ADM FEE
1	FY16/17-Res-Z9	1050	FY16/17	Res	Z9	AF ZNG-PLAN REVIEW FEE
1	FY17/18-Add-AF	309	FY17/18	Add	AF	PERMIT REACTIVATION FEE
1	FY17/18-Add-A1	246	FY17/18	Add	A1	BD-RE-INSPECTION FEE 1
1	FY17/18-Add-A2	128	FY17/18	Add	A2	BD-RE-INSPECTION FEE 2
1	FY17/18-Add-A3	38	FY17/18	Add	A3	BD-RE-INSPECTION FEE 3
1	FY17/18-Add-A4	6	FY17/18	Add	A4	BD-RE-INSPECTION FEE 4
1	FY17/18-Add-A5	1	FY17/18	Add	A5	BD-RE-INSPECTION FEE 5
1	FY17/18-Add-B2	1	FY17/18	Add	B2	LETTER OF DETERMINATION
1	FY17/18-Add-B5	2	FY17/18	Add	B5	APPLI-PERMIT TRANSFER FEE
1	FY17/18-Add-CF	6	FY17/18	Add	CF	PW-CULVERT REINSPECT
1	FY17/18-Add-CP	1	FY17/18	Add	CP	COMMERCIAL REVISION FEE
1	FY17/18-Add-CV	1	FY17/18	Add	CV	PW-CULVERT PERMIT
1	FY17/18-Add-C6	9017	FY17/18	Add	C6	A CONVENIENCE FEE
1	FY17/18-Add-DB	8628	FY17/18	Add	DB	DBPR (DCA) 1%
1	FY17/18-Add-DC	8628	FY17/18	Add	DC	DBPR (BCAIB) 1.5%
1	FY17/18-Add-D3	9066	FY17/18	Add	D3	A ADMIN / MISC PLAN REV
1	FY17/18-Add-D4	34	FY17/18	Add	D4	REVISION PERMIT FEE
1	FY17/18-Add-D5	392	FY17/18	Add	D5	A POOL PLAN REVIEW FEE
1	FY17/18-Add-D6	39	FY17/18	Add	D6	REV-ADM/MISC PLAN REVIEW
1	FY17/18-Add-EN	1	FY17/18	Add	EN	PZ&E PLAN REVIEW
1	FY17/18-Add-FI	1	FY17/18	Add	FI	IB COM FIRE IMPACT FEE-NP
1	FY17/18-Add-F1	1	FY17/18	Add	F1	FIRE-RE-INSPECTION FEE
1	FY17/18-Add-GI	1	FY17/18	Add	GI	IE COM GOV IMPACT FEE-NP
1	FY17/18-Add-IF	1	FY17/18	Add	IF	IG ADM IMPACT 1.5% (CITY)
1	FY17/18-Add-JA	7	FY17/18	Add	JA	FA FIRE PLAN REVIEW BLDG
1	FY17/18-Add-JB	53	FY17/18	Add	JB	FB FIRE INSPECTION BLDG
1	FY17/18-Add-JD	1	FY17/18	Add	JD	FD FIRE PLAN REV U/G LINE
1	FY17/18-Add-JE	1	FY17/18	Add	JE	FE FIRE INSP U/G LINE

1	FY17/18-Add-JG	3	FY17/18	Add	JG	FG FIRE PLAN REV SPRINKLR
1	FY17/18-Add-JH	3	FY17/18	Add	JH	FH FIRE INSP SPRINKLER
1	FY17/18-Add-JJ	25	FY17/18	Add	JJ	FJ FIRE PLAN REVIEW ALARM
1	FY17/18-Add-JK	26	FY17/18	Add	JK	FK FIRE INSPECTION ALARM
1	FY17/18-Add-JM	4	FY17/18	Add	JM	FM FIRE PLAN REV SUPPRESS
1	FY17/18-Add-JN	4	FY17/18	Add	JN	FN FIRE INSP SUPPRESSION
1	FY17/18-Add-JP	1	FY17/18	Add	JP	FP FIRE PLAN REVIEW OTHER
1	FY17/18-Add-JQ	3	FY17/18	Add	JQ	FQ FIRE INSP OTHER
1	FY17/18-Add-LC	109	FY17/18	Add	LC	LANDCLEARING
1	FY17/18-Add-LE	1	FY17/18	Add	LE	IC COM LAW IMPACT FEE-NP
1	FY17/18-Add-MP	94	FY17/18	Add	MP	MISCELANEOUS REVISION FEE
1	FY17/18-Add-PF	8639	FY17/18	Add	PF	PERMIT FEES
1	FY17/18-Add-PZ	1145	FY17/18	Add	PZ	AF ZNG-POOL / CAGE REVIEW
1	FY17/18-Add-P1	78	FY17/18	Add	P1	PW-RE-INSPECTION FEE 1
1	FY17/18-Add-P2	14	FY17/18	Add	P2	PW-RE-INSPECTION FEE 2
1	FY17/18-Add-P7	5	FY17/18	Add	P7	RDD PLAN REVIEW
1	FY17/18-Add-P9	13	FY17/18	Add	P9	RDD RIGHT-OF-WAY PERMIT
1	FY17/18-Add-Q1	6	FY17/18	Add	Q1	REV-FIRE ALARM PERMIT FEE
1	FY17/18-Add-Q3	1	FY17/18	Add	Q3	REV-SUPPRESS PERMIT FEE
1	FY17/18-Add-RH	1	FY17/18	Add	RH	AG CONSTR TRAFFIC RD FEE
1	FY17/18-Add-RP	65	FY17/18	Add	RP	RESIDENTIAL REVISION FEE
1	FY17/18-Add-R2	1	FY17/18	Add	R2	Z ROOFING & REROOFING
1	FY17/18-Add-SF	1	FY17/18	Add	SF	IQ TRANSP 1% SC TO CITY
1	FY17/18-Add-SR	8628	FY17/18	Add	SR	SURCHARGE - EDUCATION
1	FY17/18-Add-TI	1	FY17/18	Add	TI	IF COM TRANSP IMP FEE-NP
1	FY17/18-Add-TR	1	FY17/18	Add	TR	ZN-TREE BUYOUT FUND
1	FY17/18-Add-T2	1	FY17/18	Add	T2	IP COM TRANSP IMP FEE-SC
1	FY17/18-Add-ZA	17	FY17/18	Add	ZA	ZN-RE-INSPECTION FEE 1
1	FY17/18-Add-ZB	2	FY17/18	Add	ZB	ZN-RE-INSPECTION FEE 2
1	FY17/18-Add-ZH	8	FY17/18	Add	ZH	ZN-HERITAGE TREE FUND
1	FY17/18-Add-ZN	1479	FY17/18	Add	ZN	AF ZNG RIGHT OF WAY USE
1	FY17/18-Add-ZO	5	FY17/18	Add	ZO	ZONING PERMIT FEE
1	FY17/18-Add-ZR	96	FY17/18	Add	ZR	AF ZNG - CV INSPECTION
1	FY17/18-Add-Z1	30	FY17/18	Add	Z1	OLD ZNG BASE PLAN REV FEE
1	FY17/18-Add-Z2	55	FY17/18	Add	Z2	ZONING PLAN REV \$0-\$2K
1	FY17/18-Add-Z5	37	FY17/18	Add	Z5	ZN-OCCUP OF EASEMENT FEE
1	FY17/18-Add-Z6	3	FY17/18	Add	Z6	AF ZNG-SITE INSPECTIONS
1	FY17/18-Add-Z7	34	FY17/18	Add	Z7	ZN-FICT ADDRESS ADMIN FEE
1	FY17/18-Add-Z9	1101	FY17/18	Add	Z9	AF ZNG-PLAN REVIEW FEE
1	FY17/18-Com-AF	9	FY17/18	Com	AF	PERMIT REACTIVATION FEE
1	FY17/18-Com-A1	6	FY17/18	Com	A1	BD-RE-INSPECTION FEE 1
1	FY17/18-Com-A2	3	FY17/18	Com	A2	BD-RE-INSPECTION FEE 2
1	FY17/18-Com-A3	1	FY17/18	Com	A3	BD-RE-INSPECTION FEE 3
1	FY17/18-Com-B5	2	FY17/18	Com	B5	APPLI-PERMIT TRANSFER FEE
1	FY17/18-Com-CG	18	FY17/18	Com	CG	IN COM GOV'T IMP FEE-SC
1	FY17/18-Com-CJ	18	FY17/18	Com	CJ	IL COM JUSTICE IMP FEE-SC
1	FY17/18-Com-CP	34	FY17/18	Com	CP	COMMERCIAL REVISION FEE

1	FY17/18-Com-C2	58	FY17/18	Com	C2	AB COMMERCIAL CO
1	FY17/18-Com-C5	4	FY17/18	Com	C5	TEMPORARY COMM CO (CTCO)
1	FY17/18-Com-C6	104	FY17/18	Com	C6	A CONVENIENCE FEE
1	FY17/18-Com-DB	101	FY17/18	Com	DB	DBPR (DCA) 1%
1	FY17/18-Com-DC	101	FY17/18	Com	DC	DBPR (BCAIB) 1.5%
1	FY17/18-Com-D2	45	FY17/18	Com	D2	A COMMERCIAL PLAN REVIEW
1	FY17/18-Com-D3	68	FY17/18	Com	D3	A ADMIN / MISC PLAN REV
1	FY17/18-Com-D4	4	FY17/18	Com	D4	REVISION PERMIT FEE
1	FY17/18-Com-D6	30	FY17/18	Com	D6	REV-ADM/MISC PLAN REVIEW
1	FY17/18-Com-D7	31	FY17/18	Com	D7	REV-CONVENIENCE FEE
1	FY17/18-Com-FI	21	FY17/18	Com	FI	IB COM FIRE IMPACT FEE-NP
1	FY17/18-Com-GI	21	FY17/18	Com	GI	IE COM GOV IMPACT FEE-NP
1	FY17/18-Com-GL	8	FY17/18	Com	GL	IE WV COM GOV IMP FEE-NP
1	FY17/18-Com-IF	28	FY17/18	Com	IF	IG ADM IMPACT 1.5% (CITY)
1	FY17/18-Com-JA	72	FY17/18	Com	JA	FA FIRE PLAN REVIEW BLDG
1	FY17/18-Com-JB	66	FY17/18	Com	JB	FB FIRE INSPECTION BLDG
1	FY17/18-Com-JC	5	FY17/18	Com	JC	FC FIRE PLAN RE-REV BLDG
1	FY17/18-Com-JD	6	FY17/18	Com	JD	FD FIRE PLAN REV U/G LINE
1	FY17/18-Com-JE	6	FY17/18	Com	JE	FE FIRE INSP U/G LINE
1	FY17/18-Com-JG	29	FY17/18	Com	JG	FG FIRE PLAN REV SPRINKLR
1	FY17/18-Com-JH	29	FY17/18	Com	JH	FH FIRE INSP SPRINKLER
1	FY17/18-Com-JJ	20	FY17/18	Com	JJ	FJ FIRE PLAN REVIEW ALARM
1	FY17/18-Com-JK	20	FY17/18	Com	JK	FK FIRE INSPECTION ALARM
1	FY17/18-Com-JM	4	FY17/18	Com	JM	FM FIRE PLAN REV SUPPRESS
1	FY17/18-Com-JN	5	FY17/18	Com	JN	FN FIRE INSP SUPPRESSION
1	FY17/18-Com-JP	5	FY17/18	Com	JP	FP FIRE PLAN REVIEW OTHER
1	FY17/18-Com-JQ	2	FY17/18	Com	JQ	FQ FIRE INSP OTHER
1	FY17/18-Com-JS	1	FY17/18	Com	JS	FS FIRE PLAN REV HOOD
1	FY17/18-Com-LE	21	FY17/18	Com	LE	IC COM LAW IMPACT FEE-NP
1	FY17/18-Com-MP	7	FY17/18	Com	MP	MISCELANEOUS REVISION FEE
1	FY17/18-Com-N1	11	FY17/18	Com	N1	AF ZNG-NEW ADDRESS FEE
1	FY17/18-Com-PC	1	FY17/18	Com	PC	PLAN CHECK FEES
1	FY17/18-Com-PF	101	FY17/18	Com	PF	PERMIT FEES
1	FY17/18-Com-P7	8	FY17/18	Com	P7	RDD PLAN REVIEW
1	FY17/18-Com-P8	6	FY17/18	Com	P8	RDD AS-BUILT SURVEY ADMIN
1	FY17/18-Com-P9	8	FY17/18	Com	P9	RDD RIGHT-OF-WAY PERMIT
1	FY17/18-Com-Q1	24	FY17/18	Com	Q1	REV-FIRE ALARM PERMIT FEE
1	FY17/18-Com-Q2	29	FY17/18	Com	Q2	REV-SPRINKLER PERMIT FEE
1	FY17/18-Com-Q3	5	FY17/18	Com	Q3	REV-SUPPRESS PERMIT FEE
1	FY17/18-Com-Q5	2	FY17/18	Com	Q5	REV-EQUIP HOOD PERMIT FEE
1	FY17/18-Com-Q6	5	FY17/18	Com	Q6	REV-UNDERGRND PERMIT FEE
1	FY17/18-Com-RH	24	FY17/18	Com	RH	AG CONSTR TRAFFIC RD FEE
1	FY17/18-Com-RP	1	FY17/18	Com	RP	RESIDENTIAL REVISION FEE
1	FY17/18-Com-SA	16	FY17/18	Com	SA	IA COM S/W IMPACT FEE-NP
1	FY17/18-Com-SC	8	FY17/18	Com	SC	IA WV COM S/W IMP FEE-NP
1	FY17/18-Com-SF	17	FY17/18	Com	SF	IQ TRANSP 1% SC TO CITY
1	FY17/18-Com-SG	18	FY17/18	Com	SG	IO GOV'T 1% SC TO CITY

1	FY17/18-Com-SJ	18	FY17/18	Com	SJ	IM JUSTICE 1% SC TO CITY
1	FY17/18-Com-SR	102	FY17/18	Com	SR	SURCHARGE - EDUCATION
1	FY17/18-Com-TI	21	FY17/18	Com	TI	IF COM TRANSP IMP FEE-NP
1	FY17/18-Com-T2	17	FY17/18	Com	T2	IP COM TRANSP IMP FEE-SC
1	FY17/18-Com-UF	1	FY17/18	Com	UF	IH UTILITY CO&W/A LETTER
1	FY17/18-Com-W1	8	FY17/18	Com	W1	IC WV COM LAW IMP FEE-NP
1	FY17/18-Com-W2	8	FY17/18	Com	W2	IB WV COM FIRE IMP FEE-NP
1	FY17/18-Com-W4	8	FY17/18	Com	W4	IF WV COM TRAN IMP FEE-NP
1	FY17/18-Com-ZH	1	FY17/18	Com	ZH	ZN-HERITAGE TREE FUND
1	FY17/18-Com-ZN	15	FY17/18	Com	ZN	AF ZNG RIGHT OF WAY USE
1	FY17/18-Com-Z1	1	FY17/18	Com	Z1	OLD ZNG BASE PLAN REV FEE
1	FY17/18-Com-Z3	12	FY17/18	Com	Z3	AF ZNG-AS BUILT SURVEY
1	FY17/18-Com-Z4	2	FY17/18	Com	Z4	AF ZNG-ELEV CERT ADM FEE
1	FY17/18-Com-Z9	92	FY17/18	Com	Z9	AF ZNG-PLAN REVIEW FEE
1	FY17/18-Res-AF	35	FY17/18	Res	AF	PERMIT REACTIVATION FEE
1	FY17/18-Res-A1	861	FY17/18	Res	A1	BD-RE-INSPECTION FEE 1
1	FY17/18-Res-A2	368	FY17/18	Res	A2	BD-RE-INSPECTION FEE 2
1	FY17/18-Res-A3	93	FY17/18	Res	A3	BD-RE-INSPECTION FEE 3
1	FY17/18-Res-A4	16	FY17/18	Res	A4	BD-RE-INSPECTION FEE 4
1	FY17/18-Res-A5	7	FY17/18	Res	A5	BD-RE-INSPECTION FEE 5
1	FY17/18-Res-B5	13	FY17/18	Res	B5	APPLI-PERMIT TRANSFER FEE
1	FY17/18-Res-CF	80	FY17/18	Res	CF	PW-CULVERT REINSPECT
1	FY17/18-Res-CG	1	FY17/18	Res	CG	IN COM GOV'T IMP FEE-SC
1	FY17/18-Res-CH	1241	FY17/18	Res	CH	IN RES GOV'T IMP FEE-SC
1	FY17/18-Res-CJ	1	FY17/18	Res	CJ	IL COM JUSTICE IMP FEE-SC
1	FY17/18-Res-CK	1241	FY17/18	Res	CK	IL RES JUSTICE IMP FEE-SC
1	FY17/18-Res-CV	10	FY17/18	Res	CV	PW-CULVERT PERMIT
1	FY17/18-Res-C1	1270	FY17/18	Res	C1	AB RESIDENTIAL CO
1	FY17/18-Res-C6	1287	FY17/18	Res	C6	A CONVENIENCE FEE
1	FY17/18-Res-DB	1281	FY17/18	Res	DB	DBPR (DCA) 1%
1	FY17/18-Res-DC	1281	FY17/18	Res	DC	DBPR (BCAIB) 1.5%
1	FY17/18-Res-D1	1283	FY17/18	Res	D1	A RESIDENTIAL PLAN REVIEW
1	FY17/18-Res-D3	32	FY17/18	Res	D3	A ADMIN / MISC PLAN REV
1	FY17/18-Res-D4	19	FY17/18	Res	D4	REVISION PERMIT FEE
1	FY17/18-Res-D6	17	FY17/18	Res	D6	REV-ADM/MISC PLAN REVIEW
1	FY17/18-Res-D7	15	FY17/18	Res	D7	REV-CONVENIENCE FEE
1	FY17/18-Res-ED	1	FY17/18	Res	ED	IR COM EDUC IMP FEE-SC
1	FY17/18-Res-EF	607	FY17/18	Res	EF	IR RES EDUC IMP FEE-SC
1	FY17/18-Res-ES	1241	FY17/18	Res	ES	IS EDUC 1% SC TO SAR CNTY
1	FY17/18-Res-E5	1	FY17/18	Res	E5	ENG - 1 RE-INSPECTION FEE
1	FY17/18-Res-FJ	550	FY17/18	Res	FJ	IB RES FIRE IMPACT FEE-NP
1	FY17/18-Res-GK	551	FY17/18	Res	GK	IE RES GOV IMPACT FEE-NP
1	FY17/18-Res-GL	1	FY17/18	Res	GL	IE WV COM GOV IMP FEE-NP
1	FY17/18-Res-GM	690	FY17/18	Res	GM	IE WV RES GOV IMP FEE-NP
1	FY17/18-Res-IC	1	FY17/18	Res	IC	IX TOLEDO BLD DEV AGREEMT
1	FY17/18-Res-IF	1240	FY17/18	Res	IF	IG ADM IMPACT 1.5% (CITY)
1	FY17/18-Res-JA	40	FY17/18	Res	JA	FA FIRE PLAN REVIEW BLDG

1	FY17/18-Res-JB	19	FY17/18	Res	JB	FB FIRE INSPECTION BLDG
1	FY17/18-Res-JD	2	FY17/18	Res	JD	FD FIRE PLAN REV U/G LINE
1	FY17/18-Res-JE	3	FY17/18	Res	JE	FE FIRE INSP U/G LINE
1	FY17/18-Res-JF	1	FY17/18	Res	JF	FF FIRE PLAN RE-REV U/G
1	FY17/18-Res-JG	24	FY17/18	Res	JG	FG FIRE PLAN REV SPRINKLR
1	FY17/18-Res-JH	25	FY17/18	Res	JH	FH FIRE INSP SPRINKLER
1	FY17/18-Res-JI	1	FY17/18	Res	JI	FI FIRE PLAN RE-REV SPKLR
1	FY17/18-Res-JJ	3	FY17/18	Res	JJ	FJ FIRE PLAN REVIEW ALARM
1	FY17/18-Res-JK	3	FY17/18	Res	JK	FK FIRE INSPECTION ALARM
1	FY17/18-Res-LF	550	FY17/18	Res	LF	IC RES LAW IMPACT FEE-NP
1	FY17/18-Res-LI	1242	FY17/18	Res	LI	IK LIBRARY IMPACT FEE&SC
1	FY17/18-Res-LJ	1242	FY17/18	Res	LJ	IK LIBRARY 1% SC TO CITY
1	FY17/18-Res-ME	1	FY17/18	Res	ME	IU MF EDUC 1% SC TO CNTY
1	FY17/18-Res-MP	52	FY17/18	Res	MP	MISCELANEOUS REVISION FEE
1	FY17/18-Res-N1	1278	FY17/18	Res	N1	AF ZNG-NEW ADDRESS FEE
1	FY17/18-Res-PC	23	FY17/18	Res	PC	PLAN CHECK FEES
1	FY17/18-Res-PF	1281	FY17/18	Res	PF	PERMIT FEES
1	FY17/18-Res-PS	550	FY17/18	Res	PS	ID RES PARK IMPACT FEE-NP
1	FY17/18-Res-P1	630	FY17/18	Res	P1	PW-RE-INSPECTION FEE 1
1	FY17/18-Res-P2	105	FY17/18	Res	P2	PW-RE-INSPECTION FEE 2
1	FY17/18-Res-P3	10	FY17/18	Res	P3	PW-RE-INSPECTION FEE 3
1	FY17/18-Res-P4	2	FY17/18	Res	P4	PW-RE-INSPECTION FEE 4
1	FY17/18-Res-P6	1	FY17/18	Res	P6	PW-PLAN REVISION
1	FY17/18-Res-P7	2	FY17/18	Res	P7	RDD PLAN REVIEW
1	FY17/18-Res-P8	3	FY17/18	Res	P8	RDD AS-BUILT SURVEY ADMIN
1	FY17/18-Res-P9	1	FY17/18	Res	P9	RDD RIGHT-OF-WAY PERMIT
1	FY17/18-Res-Q1	3	FY17/18	Res	Q1	REV-FIRE ALARM PERMIT FEE
1	FY17/18-Res-Q2	25	FY17/18	Res	Q2	REV-SPRINKLER PERMIT FEE
1	FY17/18-Res-Q6	11	FY17/18	Res	Q6	REV-UNDERGRND PERMIT FEE
1	FY17/18-Res-RH	1276	FY17/18	Res	RH	AG CONSTR TRAFFIC RD FEE
1	FY17/18-Res-RP	379	FY17/18	Res	RP	RESIDENTIAL REVISION FEE
1	FY17/18-Res-SB	552	FY17/18	Res	SB	IA RES S/W IMPACT FEE-NP
1	FY17/18-Res-SC	1	FY17/18	Res	SC	IA WV COM S/W IMP FEE-NP
1	FY17/18-Res-SE	689	FY17/18	Res	SE	IA WV RES S/W IMP FEE-NP
1	FY17/18-Res-SF	1238	FY17/18	Res	SF	IQ TRANSP 1% SC TO CITY
1	FY17/18-Res-SG	1242	FY17/18	Res	SG	IO GOV'T 1% SC TO CITY
1	FY17/18-Res-SJ	1242	FY17/18	Res	SJ	IM JUSTICE 1% SC TO CITY
1	FY17/18-Res-SR	1281	FY17/18	Res	SR	SURCHARGE - EDUCATION
1	FY17/18-Res-SW	1240	FY17/18	Res	SW	IJ PRORATED SW FEE AT CO
1	FY17/18-Res-TJ	551	FY17/18	Res	TJ	IF RES TRANSP IMP FEE-NP
1	FY17/18-Res-TR	6	FY17/18	Res	TR	ZN-TREE BUYOUT FUND
1	FY17/18-Res-T2	1	FY17/18	Res	T2	IP COM TRANSP IMP FEE-SC
1	FY17/18-Res-T3	1238	FY17/18	Res	T3	IP RES TRANSP IMP FEE-SC
1	FY17/18-Res-UF	1242	FY17/18	Res	UF	IH UTILITY CO&W/A LETTER
1	FY17/18-Res-WI	1242	FY17/18	Res	WI	II SW SERV INITIATION FEE
1	FY17/18-Res-W1	1	FY17/18	Res	W1	IC WV COM LAW IMP FEE-NP
1	FY17/18-Res-W2	1	FY17/18	Res	W2	IB WV COM FIRE IMP FEE-NP

1	FY17/18-Res-W3	1	FY17/18	Res	W3	ID WV COM PARK IMP FEE-NP
1	FY17/18-Res-W4	1	FY17/18	Res	W4	IF WV COM TRAN IMP FEE-NP
1	FY17/18-Res-W5	691	FY17/18	Res	W5	IC WV RES LAW IMP FEE-NP
1	FY17/18-Res-W6	691	FY17/18	Res	W6	IB WV RES FIRE IMP FEE-NP
1	FY17/18-Res-W7	691	FY17/18	Res	W7	ID WV RES PARK IMP FEE-NP
1	FY17/18-Res-W8	690	FY17/18	Res	W8	IF WV RES TRAN IMP FEE-NP
1	FY17/18-Res-ZA	49	FY17/18	Res	ZA	ZN-RE-INSPECTION FEE 1
1	FY17/18-Res-ZB	4	FY17/18	Res	ZB	ZN-RE-INSPECTION FEE 2
1	FY17/18-Res-ZC	5	FY17/18	Res	ZC	ZN-RE-INSPECTION FEE 3
1	FY17/18-Res-ZH	10	FY17/18	Res	ZH	ZN-HERITAGE TREE FUND
1	FY17/18-Res-ZN	471	FY17/18	Res	ZN	AF ZNG RIGHT OF WAY USE
1	FY17/18-Res-ZR	464	FY17/18	Res	ZR	AF ZNG - CV INSPECTION
1	FY17/18-Res-Z2	7	FY17/18	Res	Z2	ZONING PLAN REV \$0-\$2K
1	FY17/18-Res-Z3	1276	FY17/18	Res	Z3	AF ZNG-AS BUILT SURVEY
1	FY17/18-Res-Z4	106	FY17/18	Res	Z4	AF ZNG-ELEV CERT ADM FEE
1	FY17/18-Res-Z5	1	FY17/18	Res	Z5	ZN-OCCUP OF EASEMENT FEE
1	FY17/18-Res-Z9	1276	FY17/18	Res	Z9	AF ZNG-PLAN REVIEW FEE
1	FY18/19-Add-AF	137	FY18/19	Add	AF	PERMIT REACTIVATION FEE
1	FY18/19-Add-A1	203	FY18/19	Add	A1	BD-RE-INSPECTION FEE 1
1	FY18/19-Add-A2	79	FY18/19	Add	A2	BD-RE-INSPECTION FEE 2
1	FY18/19-Add-A3	16	FY18/19	Add	A3	BD-RE-INSPECTION FEE 3
1	FY18/19-Add-B5	2	FY18/19	Add	B5	APPLI-PERMIT TRANSFER FEE
1	FY18/19-Add-CF	11	FY18/19	Add	CF	PW-CULVERT REINSPECT
1	FY18/19-Add-CP	1	FY18/19	Add	CP	COMMERCIAL REVISION FEE
1	FY18/19-Add-CV	101	FY18/19	Add	CV	PW-CULVERT PERMIT
1	FY18/19-Add-C6	9166	FY18/19	Add	C6	A CONVENIENCE FEE
1	FY18/19-Add-DB	8622	FY18/19	Add	DB	DBPR (DCA) 1%
1	FY18/19-Add-DC	8622	FY18/19	Add	DC	DBPR (BCAIB) 1.5%
1	FY18/19-Add-D2	2	FY18/19	Add	D2	A COMMERCIAL PLAN REVIEW
1	FY18/19-Add-D3	9214	FY18/19	Add	D3	A ADMIN / MISC PLAN REV
1	FY18/19-Add-D4	18	FY18/19	Add	D4	REVISION PERMIT FEE
1	FY18/19-Add-D5	415	FY18/19	Add	D5	A POOL PLAN REVIEW FEE
1	FY18/19-Add-D6	17	FY18/19	Add	D6	REV-ADM/MISC PLAN REVIEW
1	FY18/19-Add-D7	1	FY18/19	Add	D7	REV-CONVENIENCE FEE
1	FY18/19-Add-E4	1	FY18/19	Add	E4	ENG - MD CNSTR,SALES TRLR
1	FY18/19-Add-JA	4	FY18/19	Add	JA	FA FIRE PLAN REVIEW BLDG
1	FY18/19-Add-JB	53	FY18/19	Add	JB	FB FIRE INSPECTION BLDG
1	FY18/19-Add-JD	7	FY18/19	Add	JD	FD FIRE PLAN REV U/G LINE
1	FY18/19-Add-JE	7	FY18/19	Add	JE	FE FIRE INSP U/G LINE
1	FY18/19-Add-JG	9	FY18/19	Add	JG	FG FIRE PLAN REV SPRINKLR
1	FY18/19-Add-JH	10	FY18/19	Add	JH	FH FIRE INSP SPRINKLER
1	FY18/19-Add-JJ	40	FY18/19	Add	JJ	FJ FIRE PLAN REVIEW ALARM
1	FY18/19-Add-JK	40	FY18/19	Add	JK	FK FIRE INSPECTION ALARM
1	FY18/19-Add-JM	2	FY18/19	Add	JM	FM FIRE PLAN REV SUPPRESS
1	FY18/19-Add-JN	2	FY18/19	Add	JN	FN FIRE INSP SUPPRESSION
1	FY18/19-Add-JP	3	FY18/19	Add	JP	FP FIRE PLAN REVIEW OTHER
1	FY18/19-Add-JQ	3	FY18/19	Add	JQ	FQ FIRE INSP OTHER

1	FY18/19-Add-LC	100	FY18/19	Add	LC	LANDCLEARING
1	FY18/19-Add-MP	58	FY18/19	Add	MP	MISCELANEOUS REVISION FEE
1	FY18/19-Add-PF	8636	FY18/19	Add	PF	PERMIT FEES
1	FY18/19-Add-PZ	1177	FY18/19	Add	PZ	AF ZNG-POOL / CAGE REVIEW
1	FY18/19-Add-P0	190	FY18/19	Add	P0	RDD POOL RIGHT-OF-WAY PRM
1	FY18/19-Add-P1	53	FY18/19	Add	P1	PW-RE-INSPECTION FEE 1
1	FY18/19-Add-P2	9	FY18/19	Add	P2	PW-RE-INSPECTION FEE 2
1	FY18/19-Add-P3	1	FY18/19	Add	P3	PW-RE-INSPECTION FEE 3
1	FY18/19-Add-P6	3	FY18/19	Add	P6	PW-PLAN REVISION
1	FY18/19-Add-P7	1298	FY18/19	Add	P7	RDD PLAN REVIEW
1	FY18/19-Add-P8	37	FY18/19	Add	P8	RDD AS-BUILT SURVEY ADMIN
1	FY18/19-Add-P9	1195	FY18/19	Add	P9	RDD RIGHT-OF-WAY PERMIT
1	FY18/19-Add-Q1	15	FY18/19	Add	Q1	REV-FIRE ALARM PERMIT FEE
1	FY18/19-Add-Q2	1	FY18/19	Add	Q2	REV-SPRINKLER PERMIT FEE
1	FY18/19-Add-RH	2	FY18/19	Add	RH	AG CONSTR TRAFFIC RD FEE
1	FY18/19-Add-RP	44	FY18/19	Add	RP	RESIDENTIAL REVISION FEE
1	FY18/19-Add-SR	8622	FY18/19	Add	SR	SURCHARGE - EDUCATION
1	FY18/19-Add-TR	4	FY18/19	Add	TR	ZN-TREE BUYOUT FUND
1	FY18/19-Add-ZA	15	FY18/19	Add	ZA	ZN-RE-INSPECTION FEE 1
1	FY18/19-Add-ZB	3	FY18/19	Add	ZB	ZN-RE-INSPECTION FEE 2
1	FY18/19-Add-ZH	29	FY18/19	Add	ZH	ZN-HERITAGE TREE FUND
1	FY18/19-Add-ZN	15	FY18/19	Add	ZN	AF ZNG RIGHT OF WAY USE
1	FY18/19-Add-ZO	62	FY18/19	Add	ZO	ZONING PERMIT FEE
1	FY18/19-Add-ZR	1	FY18/19	Add	ZR	AF ZNG - CV INSPECTION
1	FY18/19-Add-Z2	391	FY18/19	Add	Z2	ZONING PLAN REV \$0-\$2K
1	FY18/19-Add-Z3	2	FY18/19	Add	Z3	AF ZNG-AS BUILT SURVEY
1	FY18/19-Add-Z5	103	FY18/19	Add	Z5	ZN-OCCUP OF EASEMENT FEE
1	FY18/19-Add-Z6	3	FY18/19	Add	Z6	AF ZNG-SITE INSPECTIONS
1	FY18/19-Add-Z9	949	FY18/19	Add	Z9	AF ZNG-PLAN REVIEW FEE
1	FY18/19-Com-AF	1	FY18/19	Com	AF	PERMIT REACTIVATION FEE
1	FY18/19-Com-A0	1	FY18/19	Com	A0	AFTER HOUR INSP FEE
1	FY18/19-Com-A1	27	FY18/19	Com	A1	BD-RE-INSPECTION FEE 1
1	FY18/19-Com-A2	6	FY18/19	Com	A2	BD-RE-INSPECTION FEE 2
1	FY18/19-Com-A3	2	FY18/19	Com	A3	BD-RE-INSPECTION FEE 3
1	FY18/19-Com-CG	18	FY18/19	Com	CG	IN COM GOV'T IMP FEE-SC
1	FY18/19-Com-CJ	18	FY18/19	Com	CJ	IL COM JUSTICE IMP FEE-SC
1	FY18/19-Com-CP	22	FY18/19	Com	CP	COMMERCIAL REVISION FEE
1	FY18/19-Com-C2	35	FY18/19	Com	C2	AB COMMERCIAL CO
1	FY18/19-Com-C5	3	FY18/19	Com	C5	TEMPORARY COMM CO (CTCO)
1	FY18/19-Com-C6	100	FY18/19	Com	C6	A CONVENIENCE FEE
1	FY18/19-Com-DB	95	FY18/19	Com	DB	DBPR (DCA) 1%
1	FY18/19-Com-DC	95	FY18/19	Com	DC	DBPR (BCAIB) 1.5%
1	FY18/19-Com-D1	8	FY18/19	Com	D1	A RESIDENTIAL PLAN REVIEW
1	FY18/19-Com-D2	31	FY18/19	Com	D2	A COMMERCIAL PLAN REVIEW
1	FY18/19-Com-D3	74	FY18/19	Com	D3	A ADMIN / MISC PLAN REV
1	FY18/19-Com-D4	2	FY18/19	Com	D4	REVISION PERMIT FEE
1	FY18/19-Com-D6	7	FY18/19	Com	D6	REV-ADM/MISC PLAN REVIEW



1	FY18/19-Com-D7	7	FY18/19	Com	D7	REV-CONVENIENCE FEE
1	FY18/19-Com-ED	6	FY18/19	Com	ED	IR COM EDUC IMP FEE-SC
1	FY18/19-Com-EM	1	FY18/19	Com	EM	IT COM MF EDUC IMP FEE-SC
1	FY18/19-Com-ES	7	FY18/19	Com	ES	IS EDUC 1% SC TO SAR CNTY
1	FY18/19-Com-FI	14	FY18/19	Com	FI	IB COM FIRE IMPACT FEE-NP
1	FY18/19-Com-F1	2	FY18/19	Com	F1	FIRE-RE-INSPECTION FEE
1	FY18/19-Com-GI	14	FY18/19	Com	GI	IE COM GOV IMPACT FEE-NP
1	FY18/19-Com-GL	5	FY18/19	Com	GL	IE WV COM GOV IMP FEE-NP
1	FY18/19-Com-IF	19	FY18/19	Com	IF	IG ADM IMPACT 1.5% (CITY)
1	FY18/19-Com-JA	52	FY18/19	Com	JA	FA FIRE PLAN REVIEW BLDG
1	FY18/19-Com-JB	52	FY18/19	Com	JB	FB FIRE INSPECTION BLDG
1	FY18/19-Com-JC	5	FY18/19	Com	JC	FC FIRE PLAN RE-REV BLDG
1	FY18/19-Com-JD	2	FY18/19	Com	JD	FD FIRE PLAN REV U/G LINE
1	FY18/19-Com-JE	2	FY18/19	Com	JE	FE FIRE INSP U/G LINE
1	FY18/19-Com-JG	5	FY18/19	Com	JG	FG FIRE PLAN REV SPRINKLR
1	FY18/19-Com-JH	5	FY18/19	Com	JH	FH FIRE INSP SPRINKLER
1	FY18/19-Com-JJ	5	FY18/19	Com	JJ	FJ FIRE PLAN REVIEW ALARM
1	FY18/19-Com-JK	5	FY18/19	Com	JK	FK FIRE INSPECTION ALARM
1	FY18/19-Com-JM	1	FY18/19	Com	JM	FM FIRE PLAN REV SUPPRESS
1	FY18/19-Com-JN	1	FY18/19	Com	JN	FN FIRE INSP SUPPRESSION
1	FY18/19-Com-LE	14	FY18/19	Com	LE	IC COM LAW IMPACT FEE-NP
1	FY18/19-Com-LI	8	FY18/19	Com	LI	IK LIBRARY IMPACT FEE&SC
1	FY18/19-Com-LJ	8	FY18/19	Com	LJ	IK LIBRARY 1% SC TO CITY
1	FY18/19-Com-PF	96	FY18/19	Com	PF	PERMIT FEES
1	FY18/19-Com-PR	8	FY18/19	Com	PR	ID COM PARK IMPACT FEE-NP
1	FY18/19-Com-P1	1	FY18/19	Com	P1	PW-RE-INSPECTION FEE 1
1	FY18/19-Com-P2	1	FY18/19	Com	P2	PW-RE-INSPECTION FEE 2
1	FY18/19-Com-P7	28	FY18/19	Com	P7	RDD PLAN REVIEW
1	FY18/19-Com-P8	19	FY18/19	Com	P8	RDD AS-BUILT SURVEY ADMIN
1	FY18/19-Com-P9	17	FY18/19	Com	P9	RDD RIGHT-OF-WAY PERMIT
1	FY18/19-Com-Q1	5	FY18/19	Com	Q1	REV-FIRE ALARM PERMIT FEE
1	FY18/19-Com-Q2	6	FY18/19	Com	Q2	REV-SPRINKLER PERMIT FEE
1	FY18/19-Com-Q3	1	FY18/19	Com	Q3	REV-SUPPRESS PERMIT FEE
1	FY18/19-Com-Q6	2	FY18/19	Com	Q6	REV-UNDERGRND PERMIT FEE
1	FY18/19-Com-RH	22	FY18/19	Com	RH	AG CONSTR TRAFFIC RD FEE
1	FY18/19-Com-RP	9	FY18/19	Com	RP	RESIDENTIAL REVISION FEE
1	FY18/19-Com-SA	14	FY18/19	Com	SA	IA COM S/W IMPACT FEE-NP
1	FY18/19-Com-SC	5	FY18/19	Com	SC	IA WV COM S/W IMP FEE-NP
1	FY18/19-Com-SF	6	FY18/19	Com	SF	IQ TRANSP 1% SC TO CITY
1	FY18/19-Com-SG	18	FY18/19	Com	SG	IO GOV'T 1% SC TO CITY
1	FY18/19-Com-SJ	18	FY18/19	Com	SJ	IM JUSTICE 1% SC TO CITY
1	FY18/19-Com-SR	95	FY18/19	Com	SR	SURCHARGE - EDUCATION
1	FY18/19-Com-TI	14	FY18/19	Com	TI	IF COM TRANSP IMP FEE-NP
1	FY18/19-Com-T2	6	FY18/19	Com	T2	IP COM TRANSP IMP FEE-SC
1	FY18/19-Com-UF	6	FY18/19	Com	UF	IH UTILITY CO&W/A LETTER
1	FY18/19-Com-W1	5	FY18/19	Com	W1	IC WV COM LAW IMP FEE-NP
1	FY18/19-Com-W2	5	FY18/19	Com	W2	IB WV COM FIRE IMP FEE-NP

1	FY18/19-Com-W4	5	FY18/19	Com	W4	IF WV COM TRAN IMP FEE-NP
1	FY18/19-Com-ZH	3	FY18/19	Com	ZH	ZN-HERITAGE TREE FUND
1	FY18/19-Com-Z3	1	FY18/19	Com	Z3	AF ZNG-AS BUILT SURVEY
1	FY18/19-Com-Z9	79	FY18/19	Com	Z9	AF ZNG-PLAN REVIEW FEE
1	FY18/19-Res-AF	23	FY18/19	Res	AF	PERMIT REACTIVATION FEE
1	FY18/19-Res-A1	731	FY18/19	Res	A1	BD-RE-INSPECTION FEE 1
1	FY18/19-Res-A2	261	FY18/19	Res	A2	BD-RE-INSPECTION FEE 2
1	FY18/19-Res-A3	51	FY18/19	Res	A3	BD-RE-INSPECTION FEE 3
1	FY18/19-Res-A4	10	FY18/19	Res	A4	BD-RE-INSPECTION FEE 4
1	FY18/19-Res-B5	54	FY18/19	Res	B5	APPLI-PERMIT TRANSFER FEE
1	FY18/19-Res-CF	57	FY18/19	Res	CF	PW-CULVERT REINSPECT
1	FY18/19-Res-CH	1199	FY18/19	Res	CH	IN RES GOV'T IMP FEE-SC
1	FY18/19-Res-CK	1199	FY18/19	Res	CK	IL RES JUSTICE IMP FEE-SC
1	FY18/19-Res-CV	520	FY18/19	Res	CV	PW-CULVERT PERMIT
1	FY18/19-Res-C1	1260	FY18/19	Res	C1	AB RESIDENTIAL CO
1	FY18/19-Res-C6	1261	FY18/19	Res	C6	A CONVENIENCE FEE
1	FY18/19-Res-DB	1256	FY18/19	Res	DB	DBPR (DCA) 1%
1	FY18/19-Res-DC	1256	FY18/19	Res	DC	DBPR (BCAIB) 1.5%
1	FY18/19-Res-D1	1259	FY18/19	Res	D1	A RESIDENTIAL PLAN REVIEW
1	FY18/19-Res-D3	2	FY18/19	Res	D3	A ADMIN / MISC PLAN REV
1	FY18/19-Res-D4	6	FY18/19	Res	D4	REVISION PERMIT FEE
1	FY18/19-Res-D6	22	FY18/19	Res	D6	REV-ADM/MISC PLAN REVIEW
1	FY18/19-Res-D7	21	FY18/19	Res	D7	REV-CONVENIENCE FEE
1	FY18/19-Res-EF	540	FY18/19	Res	EF	IR RES EDUC IMP FEE-SC
1	FY18/19-Res-ES	1196	FY18/19	Res	ES	IS EDUC 1% SC TO SAR CNTY
1	FY18/19-Res-FJ	579	FY18/19	Res	FJ	IB RES FIRE IMPACT FEE-NP
1	FY18/19-Res-GK	578	FY18/19	Res	GK	IE RES GOV IMPACT FEE-NP
1	FY18/19-Res-GM	621	FY18/19	Res	GM	IE WV RES GOV IMP FEE-NP
1	FY18/19-Res-IF	1198	FY18/19	Res	IF	IG ADM IMPACT 1.5% (CITY)
1	FY18/19-Res-JA	22	FY18/19	Res	JA	FA FIRE PLAN REVIEW BLDG
1	FY18/19-Res-JB	15	FY18/19	Res	JB	FB FIRE INSPECTION BLDG
1	FY18/19-Res-JD	1	FY18/19	Res	JD	FD FIRE PLAN REV U/G LINE
1	FY18/19-Res-JE	6	FY18/19	Res	JE	FE FIRE INSP U/G LINE
1	FY18/19-Res-JG	21	FY18/19	Res	JG	FG FIRE PLAN REV SPRINKLR
1	FY18/19-Res-JH	21	FY18/19	Res	JH	FH FIRE INSP SPRINKLER
1	FY18/19-Res-LF	579	FY18/19	Res	LF	IC RES LAW IMPACT FEE-NP
1	FY18/19-Res-LI	1198	FY18/19	Res	LI	IK LIBRARY IMPACT FEE&SC
1	FY18/19-Res-LJ	1199	FY18/19	Res	LJ	IK LIBRARY 1% SC TO CITY
1	FY18/19-Res-MP	25	FY18/19	Res	MP	MISCELANEOUS REVISION FEE
1	FY18/19-Res-N1	1253	FY18/19	Res	N1	AF ZNG-NEW ADDRESS FEE
1	FY18/19-Res-PC	1	FY18/19	Res	PC	PLAN CHECK FEES
1	FY18/19-Res-PF	1256	FY18/19	Res	PF	PERMIT FEES
1	FY18/19-Res-PS	578	FY18/19	Res	PS	ID RES PARK IMPACT FEE-NP
1	FY18/19-Res-P1	525	FY18/19	Res	P1	PW-RE-INSPECTION FEE 1
1	FY18/19-Res-P2	77	FY18/19	Res	P2	PW-RE-INSPECTION FEE 2
1	FY18/19-Res-P3	7	FY18/19	Res	P3	PW-RE-INSPECTION FEE 3
1	FY18/19-Res-P4	3	FY18/19	Res	P4	PW-RE-INSPECTION FEE 4

1	FY18/19-Res-P6	1	FY18/19	Res	P6	PW-PLAN REVISION
1	FY18/19-Res-P7	529	FY18/19	Res	P7	RDD PLAN REVIEW
1	FY18/19-Res-P8	525	FY18/19	Res	P8	RDD AS-BUILT SURVEY ADMIN
1	FY18/19-Res-P9	6	FY18/19	Res	P9	RDD RIGHT-OF-WAY PERMIT
1	FY18/19-Res-Q2	21	FY18/19	Res	Q2	REV-SPRINKLER PERMIT FEE
1	FY18/19-Res-Q6	21	FY18/19	Res	Q6	REV-UNDERGRND PERMIT FEE
1	FY18/19-Res-RH	1251	FY18/19	Res	RH	AG CONSTR TRAFFIC RD FEE
1	FY18/19-Res-RP	258	FY18/19	Res	RP	RESIDENTIAL REVISION FEE
1	FY18/19-Res-SB	579	FY18/19	Res	SB	IA RES S/W IMPACT FEE-NP
1	FY18/19-Res-SE	620	FY18/19	Res	SE	IA WV RES S/W IMP FEE-NP
1	FY18/19-Res-SF	1186	FY18/19	Res	SF	IQ TRANSP 1% SC TO CITY
1	FY18/19-Res-SG	1199	FY18/19	Res	SG	IO GOV'T 1% SC TO CITY
1	FY18/19-Res-SJ	1199	FY18/19	Res	SJ	IM JUSTICE 1% SC TO CITY
1	FY18/19-Res-SR	1256	FY18/19	Res	SR	SURCHARGE - EDUCATION
1	FY18/19-Res-SW	1198	FY18/19	Res	SW	IJ PRORATED SW FEE AT CO
1	FY18/19-Res-TJ	579	FY18/19	Res	TJ	IF RES TRANSP IMP FEE-NP
1	FY18/19-Res-TR	10	FY18/19	Res	TR	ZN-TREE BUYOUT FUND
1	FY18/19-Res-T3	1186	FY18/19	Res	T3	IP RES TRANSP IMP FEE-SC
1	FY18/19-Res-UF	1198	FY18/19	Res	UF	IH UTILITY CO&W/A LETTER
1	FY18/19-Res-WI	1199	FY18/19	Res	WI	II SW SERV INITIATION FEE
1	FY18/19-Res-W5	621	FY18/19	Res	W5	IC WV RES LAW IMP FEE-NP
1	FY18/19-Res-W6	620	FY18/19	Res	W6	IB WV RES FIRE IMP FEE-NP
1	FY18/19-Res-W7	621	FY18/19	Res	W7	ID WV RES PARK IMP FEE-NP
1	FY18/19-Res-W8	620	FY18/19	Res	W8	IF WV RES TRAN IMP FEE-NP
1	FY18/19-Res-ZA	36	FY18/19	Res	ZA	ZN-RE-INSPECTION FEE 1
1	FY18/19-Res-ZB	4	FY18/19	Res	ZB	ZN-RE-INSPECTION FEE 2
1	FY18/19-Res-ZD	1	FY18/19	Res	ZD	ZN-RE-INSPECTION FEE 4
1	FY18/19-Res-ZH	9	FY18/19	Res	ZH	ZN-HERITAGE TREE FUND
1	FY18/19-Res-Z2	8	FY18/19	Res	Z2	ZONING PLAN REV \$0-\$2K
1	FY18/19-Res-Z3	1253	FY18/19	Res	Z3	AF ZNG-AS BUILT SURVEY
1	FY18/19-Res-Z4	111	FY18/19	Res	Z4	AF ZNG-ELEV CERT ADM FEE
1	FY18/19-Res-Z6	1	FY18/19	Res	Z6	AF ZNG-SITE INSPECTIONS
1	FY18/19-Res-Z9	1249	FY18/19	Res	Z9	AF ZNG-PLAN REVIEW FEE
1	FY19/20-Add-AF	24	FY19/20	Add	AF	PERMIT REACTIVATION FEE
1	FY19/20-Add-A1	133	FY19/20	Add	A1	BD-RE-INSPECTION FEE 1
1	FY19/20-Add-A2	39	FY19/20	Add	A2	BD-RE-INSPECTION FEE 2
1	FY19/20-Add-A3	7	FY19/20	Add	A3	BD-RE-INSPECTION FEE 3
1	FY19/20-Add-A4	2	FY19/20	Add	A4	BD-RE-INSPECTION FEE 4
1	FY19/20-Add-B5	6	FY19/20	Add	B5	APPLI-PERMIT TRANSFER FEE
1	FY19/20-Add-CF	27	FY19/20	Add	CF	PW-CULVERT REINSPECT
1	FY19/20-Add-CP	4	FY19/20	Add	CP	COMMERCIAL REVISION FEE
1	FY19/20-Add-CV	114	FY19/20	Add	CV	PW-CULVERT PERMIT
1	FY19/20-Add-C6	10806	FY19/20	Add	C6	A CONVENIENCE FEE
1	FY19/20-Add-DB	9409	FY19/20	Add	DB	DBPR (DCA) 1%
1	FY19/20-Add-DC	9409	FY19/20	Add	DC	DBPR (BCAIB) 1.5%
1	FY19/20-Add-D1	1	FY19/20	Add	D1	A RESIDENTIAL PLAN REVIEW
1	FY19/20-Add-D2	1	FY19/20	Add	D2	A COMMERCIAL PLAN REVIEW

1	FY19/20-Add-D3	10847	FY19/20	Add	D3	A ADMIN / MISC PLAN REV
1	FY19/20-Add-D4	7	FY19/20	Add	D4	REVISION PERMIT FEE
1	FY19/20-Add-D5	469	FY19/20	Add	D5	A POOL PLAN REVIEW FEE
1	FY19/20-Add-D6	5	FY19/20	Add	D6	REV-ADM/MISC PLAN REVIEW
1	FY19/20-Add-EN	7	FY19/20	Add	EN	PZ&E PLAN REVIEW
1	FY19/20-Add-F1	3	FY19/20	Add	F1	FIRE-RE-INSPECTION FEE
1	FY19/20-Add-JA	2	FY19/20	Add	JA	FA FIRE PLAN REVIEW BLDG
1	FY19/20-Add-JB	18	FY19/20	Add	JB	FB FIRE INSPECTION BLDG
1	FY19/20-Add-JD	24	FY19/20	Add	JD	FD FIRE PLAN REV U/G LINE
1	FY19/20-Add-JE	24	FY19/20	Add	JE	FE FIRE INSP U/G LINE
1	FY19/20-Add-JG	108	FY19/20	Add	JG	FG FIRE PLAN REV SPRINKLR
1	FY19/20-Add-JH	119	FY19/20	Add	JH	FH FIRE INSP SPRINKLER
1	FY19/20-Add-JI	7	FY19/20	Add	JI	FI FIRE PLAN RE-REV SPKLR
1	FY19/20-Add-JJ	78	FY19/20	Add	JJ	FJ FIRE PLAN REVIEW ALARM
1	FY19/20-Add-JK	78	FY19/20	Add	JK	FK FIRE INSPECTION ALARM
1	FY19/20-Add-JL	11	FY19/20	Add	JL	FL FIRE PLAN RE-REV ALARM
1	FY19/20-Add-JM	14	FY19/20	Add	JM	FM FIRE PLAN REV SUPPRESS
1	FY19/20-Add-JN	14	FY19/20	Add	JN	FN FIRE INSP SUPPRESSION
1	FY19/20-Add-JP	2	FY19/20	Add	JP	FP FIRE PLAN REVIEW OTHER
1	FY19/20-Add-JQ	2	FY19/20	Add	JQ	FQ FIRE INSP OTHER
1	FY19/20-Add-JS	1	FY19/20	Add	JS	FS FIRE PLAN REV HOOD
1	FY19/20-Add-JT	1	FY19/20	Add	JT	FT FIRE INSP HOOD
1	FY19/20-Add-LC	282	FY19/20	Add	LC	LANDCLEARING
1	FY19/20-Add-MP	70	FY19/20	Add	MP	MISCELANEOUS REVISION FEE
1	FY19/20-Add-PF	9461	FY19/20	Add	PF	PERMIT FEES
1	FY19/20-Add-PZ	1343	FY19/20	Add	PZ	AF ZNG-POOL / CAGE REVIEW
1	FY19/20-Add-P0	209	FY19/20	Add	P0	RDD POOL RIGHT-OF-WAY PRM
1	FY19/20-Add-P1	43	FY19/20	Add	P1	PW-RE-INSPECTION FEE 1
1	FY19/20-Add-P2	1	FY19/20	Add	P2	PW-RE-INSPECTION FEE 2
1	FY19/20-Add-P7	1533	FY19/20	Add	P7	RDD PLAN REVIEW
1	FY19/20-Add-P8	69	FY19/20	Add	P8	RDD AS-BUILT SURVEY ADMIN
1	FY19/20-Add-P9	1516	FY19/20	Add	P9	RDD RIGHT-OF-WAY PERMIT
1	FY19/20-Add-Q1	3	FY19/20	Add	Q1	REV-FIRE ALARM PERMIT FEE
1	FY19/20-Add-Q2	1	FY19/20	Add	Q2	REV-SPRINKLER PERMIT FEE
1	FY19/20-Add-RH	2	FY19/20	Add	RH	AG CONSTR TRAFFIC RD FEE
1	FY19/20-Add-RP	5	FY19/20	Add	RP	RESIDENTIAL REVISION FEE
1	FY19/20-Add-SR	9414	FY19/20	Add	SR	SURCHARGE - EDUCATION
1	FY19/20-Add-TR	10	FY19/20	Add	TR	ZN-TREE BUYOUT FUND
1	FY19/20-Add-ZA	13	FY19/20	Add	ZA	ZN-RE-INSPECTION FEE 1
1	FY19/20-Add-ZH	6	FY19/20	Add	ZH	ZN-HERITAGE TREE FUND
1	FY19/20-Add-ZO	793	FY19/20	Add	ZO	ZONING PERMIT FEE
1	FY19/20-Add-Z2	184	FY19/20	Add	Z2	ZONING PLAN REV \$0-\$2K
1	FY19/20-Add-Z5	137	FY19/20	Add	Z5	ZN-OCCUP OF EASEMENT FEE
1	FY19/20-Add-Z6	1	FY19/20	Add	Z6	AF ZNG-SITE INSPECTIONS
1	FY19/20-Add-Z9	922	FY19/20	Add	Z9	AF ZNG-PLAN REVIEW FEE
1	FY19/20-Com-AF	1	FY19/20	Com	AF	PERMIT REACTIVATION FEE
1	FY19/20-Com-A1	19	FY19/20	Com	A1	BD-RE-INSPECTION FEE 1

1	FY19/20-Com-A2	7	FY19/20	Com	A2	BD-RE-INSPECTION FEE 2
1	FY19/20-Com-CG	18	FY19/20	Com	CG	IN COM GOV'T IMP FEE-SC
1	FY19/20-Com-CJ	18	FY19/20	Com	CJ	IL COM JUSTICE IMP FEE-SC
1	FY19/20-Com-CP	15	FY19/20	Com	CP	COMMERCIAL REVISION FEE
1	FY19/20-Com-C1	1	FY19/20	Com	C1	AB RESIDENTIAL CO
1	FY19/20-Com-C2	51	FY19/20	Com	C2	AB COMMERCIAL CO
1	FY19/20-Com-C5	1	FY19/20	Com	C5	TEMPORARY COMM CO (CTCO)
1	FY19/20-Com-C6	112	FY19/20	Com	C6	A CONVENIENCE FEE
1	FY19/20-Com-DB	109	FY19/20	Com	DB	DBPR (DCA) 1%
1	FY19/20-Com-DC	109	FY19/20	Com	DC	DBPR (BCAIB) 1.5%
1	FY19/20-Com-D1	12	FY19/20	Com	D1	A RESIDENTIAL PLAN REVIEW
1	FY19/20-Com-D2	49	FY19/20	Com	D2	A COMMERCIAL PLAN REVIEW
1	FY19/20-Com-D3	66	FY19/20	Com	D3	A ADMIN / MISC PLAN REV
1	FY19/20-Com-D4	2	FY19/20	Com	D4	REVISION PERMIT FEE
1	FY19/20-Com-EN	1	FY19/20	Com	EN	PZ&E PLAN REVIEW
1	FY19/20-Com-FI	15	FY19/20	Com	FI	IB COM FIRE IMPACT FEE-NP
1	FY19/20-Com-GI	15	FY19/20	Com	GI	IE COM GOV IMPACT FEE-NP
1	FY19/20-Com-GL	3	FY19/20	Com	GL	IE WV COM GOV IMP FEE-NP
1	FY19/20-Com-IF	18	FY19/20	Com	IF	IG ADM IMPACT 1.5% (CITY)
1	FY19/20-Com-JA	62	FY19/20	Com	JA	FA FIRE PLAN REVIEW BLDG
1	FY19/20-Com-JB	59	FY19/20	Com	JB	FB FIRE INSPECTION BLDG
1	FY19/20-Com-JC	9	FY19/20	Com	JC	FC FIRE PLAN RE-REV BLDG
1	FY19/20-Com-JP	1	FY19/20	Com	JP	FP FIRE PLAN REVIEW OTHER
1	FY19/20-Com-JQ	2	FY19/20	Com	JQ	FQ FIRE INSP OTHER
1	FY19/20-Com-LE	15	FY19/20	Com	LE	IC COM LAW IMPACT FEE-NP
1	FY19/20-Com-LI	8	FY19/20	Com	LI	IK LIBRARY IMPACT FEE&SC
1	FY19/20-Com-LJ	8	FY19/20	Com	LJ	IK LIBRARY 1% SC TO CITY
1	FY19/20-Com-MP	1	FY19/20	Com	MP	MISCELANEOUS REVISION FEE
1	FY19/20-Com-N1	2	FY19/20	Com	N1	AF ZNG-NEW ADDRESS FEE
1	FY19/20-Com-PC	1	FY19/20	Com	PC	PLAN CHECK FEES
1	FY19/20-Com-PF	109	FY19/20	Com	PF	PERMIT FEES
1	FY19/20-Com-PR	9	FY19/20	Com	PR	ID COM PARK IMPACT FEE-NP
1	FY19/20-Com-P1	1	FY19/20	Com	P1	PW-RE-INSPECTION FEE 1
1	FY19/20-Com-P7	41	FY19/20	Com	P7	RDD PLAN REVIEW
1	FY19/20-Com-P8	24	FY19/20	Com	P8	RDD AS-BUILT SURVEY ADMIN
1	FY19/20-Com-P9	28	FY19/20	Com	P9	RDD RIGHT-OF-WAY PERMIT
1	FY19/20-Com-RH	30	FY19/20	Com	RH	AG CONSTR TRAFFIC RD FEE
1	FY19/20-Com-RP	1	FY19/20	Com	RP	RESIDENTIAL REVISION FEE
1	FY19/20-Com-SA	14	FY19/20	Com	SA	IA COM S/W IMPACT FEE-NP
1	FY19/20-Com-SC	3	FY19/20	Com	SC	IA WV COM S/W IMP FEE-NP
1	FY19/20-Com-SF	9	FY19/20	Com	SF	IQ TRANSP 1% SC TO CITY
1	FY19/20-Com-SG	18	FY19/20	Com	SG	IO GOV'T 1% SC TO CITY
1	FY19/20-Com-SJ	18	FY19/20	Com	SJ	IM JUSTICE 1% SC TO CITY
1	FY19/20-Com-SR	109	FY19/20	Com	SR	SURCHARGE - EDUCATION
1	FY19/20-Com-SW	8	FY19/20	Com	SW	IJ PRORATED SW FEE AT CO
1	FY19/20-Com-TI	15	FY19/20	Com	TI	IF COM TRANSP IMP FEE-NP
1	FY19/20-Com-T2	9	FY19/20	Com	T2	IP COM TRANSP IMP FEE-SC

1	FY19/20-Com-UF	8	FY19/20	Com	UF	IH UTILITY CO&W/A LETTER
1	FY19/20-Com-WI	8	FY19/20	Com	WI	II SW SERV INITIATION FEE
1	FY19/20-Com-W1	3	FY19/20	Com	W1	IC WV COM LAW IMP FEE-NP
1	FY19/20-Com-W2	3	FY19/20	Com	W2	IB WV COM FIRE IMP FEE-NP
1	FY19/20-Com-W4	3	FY19/20	Com	W4	IF WV COM TRAN IMP FEE-NP
1	FY19/20-Com-Z3	1	FY19/20	Com	Z3	AF ZNG-AS BUILT SURVEY
1	FY19/20-Com-Z9	87	FY19/20	Com	Z9	AF ZNG-PLAN REVIEW FEE
1	FY19/20-Res-AF	1	FY19/20	Res	AF	PERMIT REACTIVATION FEE
1	FY19/20-Res-A1	722	FY19/20	Res	A1	BD-RE-INSPECTION FEE 1
1	FY19/20-Res-A2	192	FY19/20	Res	A2	BD-RE-INSPECTION FEE 2
1	FY19/20-Res-A3	51	FY19/20	Res	A3	BD-RE-INSPECTION FEE 3
1	FY19/20-Res-A4	13	FY19/20	Res	A4	BD-RE-INSPECTION FEE 4
1	FY19/20-Res-A5	4	FY19/20	Res	A5	BD-RE-INSPECTION FEE 5
1	FY19/20-Res-B5	41	FY19/20	Res	B5	APPLI-PERMIT TRANSFER FEE
1	FY19/20-Res-CF	215	FY19/20	Res	CF	PW-CULVERT REINSPECT
1	FY19/20-Res-CH	1550	FY19/20	Res	CH	IN RES GOV'T IMP FEE-SC
1	FY19/20-Res-CK	1550	FY19/20	Res	CK	IL RES JUSTICE IMP FEE-SC
1	FY19/20-Res-CV	910	FY19/20	Res	CV	PW-CULVERT PERMIT
1	FY19/20-Res-C1	1618	FY19/20	Res	C1	AB RESIDENTIAL CO
1	FY19/20-Res-C2	1	FY19/20	Res	C2	AB COMMERCIAL CO
1	FY19/20-Res-C6	1636	FY19/20	Res	C6	A CONVENIENCE FEE
1	FY19/20-Res-DB	1637	FY19/20	Res	DB	DBPR (DCA) 1%
1	FY19/20-Res-DC	1637	FY19/20	Res	DC	DBPR (BCAIB) 1.5%
1	FY19/20-Res-D1	1634	FY19/20	Res	D1	A RESIDENTIAL PLAN REVIEW
1	FY19/20-Res-D2	2	FY19/20	Res	D2	A COMMERCIAL PLAN REVIEW
1	FY19/20-Res-D3	15	FY19/20	Res	D3	A ADMIN / MISC PLAN REV
1	FY19/20-Res-D4	9	FY19/20	Res	D4	REVISION PERMIT FEE
1	FY19/20-Res-D6	1	FY19/20	Res	D6	REV-ADM/MISC PLAN REVIEW
1	FY19/20-Res-EF	1213	FY19/20	Res	EF	IR RES EDUC IMP FEE-SC
1	FY19/20-Res-EP	1	FY19/20	Res	EP	ENG-CERT OF COMPLETION
1	FY19/20-Res-ES	1538	FY19/20	Res	ES	IS EDUC 1% SC TO SAR CNTY
1	FY19/20-Res-E5	1	FY19/20	Res	E5	ENG - 1 RE-INSPECTION FEE
1	FY19/20-Res-E7	1	FY19/20	Res	E7	ENG - 3 RE-INSPECTION FEE
1	FY19/20-Res-FJ	911	FY19/20	Res	FJ	IB RES FIRE IMPACT FEE-NP
1	FY19/20-Res-F1	1	FY19/20	Res	F1	FIRE-RE-INSPECTION FEE
1	FY19/20-Res-GK	912	FY19/20	Res	GK	IE RES GOV IMPACT FEE-NP
1	FY19/20-Res-GM	638	FY19/20	Res	GM	IE WV RES GOV IMP FEE-NP
1	FY19/20-Res-IF	1547	FY19/20	Res	IF	IG ADM IMPACT 1.5% (CITY)
1	FY19/20-Res-JA	1	FY19/20	Res	JA	FA FIRE PLAN REVIEW BLDG
1	FY19/20-Res-LF	911	FY19/20	Res	LF	IC RES LAW IMPACT FEE-NP
1	FY19/20-Res-LI	1550	FY19/20	Res	LI	IK LIBRARY IMPACT FEE&SC
1	FY19/20-Res-LJ	1550	FY19/20	Res	LJ	IK LIBRARY 1% SC TO CITY
1	FY19/20-Res-MP	17	FY19/20	Res	MP	MISCELANEOUS REVISION FEE
1	FY19/20-Res-N1	1626	FY19/20	Res	N1	AF ZNG-NEW ADDRESS FEE
1	FY19/20-Res-PC	6	FY19/20	Res	PC	PLAN CHECK FEES
1	FY19/20-Res-PF	1642	FY19/20	Res	PF	PERMIT FEES
1	FY19/20-Res-PS	912	FY19/20	Res	PS	ID RES PARK IMPACT FEE-NP

1	FY19/20-Res-P1	823	FY19/20	Res	P1	PW-RE-INSPECTION FEE 1
1	FY19/20-Res-P2	108	FY19/20	Res	P2	PW-RE-INSPECTION FEE 2
1	FY19/20-Res-P3	32	FY19/20	Res	P3	PW-RE-INSPECTION FEE 3
1	FY19/20-Res-P4	5	FY19/20	Res	P4	PW-RE-INSPECTION FEE 4
1	FY19/20-Res-P5	2	FY19/20	Res	P5	PW-RE-INSPECTION FEE 5
1	FY19/20-Res-P6	2	FY19/20	Res	P6	PW-PLAN REVISION
1	FY19/20-Res-P7	916	FY19/20	Res	P7	RDD PLAN REVIEW
1	FY19/20-Res-P8	914	FY19/20	Res	P8	RDD AS-BUILT SURVEY ADMIN
1	FY19/20-Res-P9	2	FY19/20	Res	P9	RDD RIGHT-OF-WAY PERMIT
1	FY19/20-Res-RH	1605	FY19/20	Res	RH	AG CONSTR TRAFFIC RD FEE
1	FY19/20-Res-RP	239	FY19/20	Res	RP	RESIDENTIAL REVISION FEE
1	FY19/20-Res-SB	911	FY19/20	Res	SB	IA RES S/W IMPACT FEE-NP
1	FY19/20-Res-SE	639	FY19/20	Res	SE	IA WV RES S/W IMP FEE-NP
1	FY19/20-Res-SF	1540	FY19/20	Res	SF	IQ TRANSP 1% SC TO CITY
1	FY19/20-Res-SG	1550	FY19/20	Res	SG	IO GOV'T 1% SC TO CITY
1	FY19/20-Res-SJ	1550	FY19/20	Res	SJ	IM JUSTICE 1% SC TO CITY
1	FY19/20-Res-SR	1637	FY19/20	Res	SR	SURCHARGE - EDUCATION
1	FY19/20-Res-SW	1547	FY19/20	Res	SW	IJ PRORATED SW FEE AT CO
1	FY19/20-Res-TJ	910	FY19/20	Res	TJ	IF RES TRANSP IMP FEE-NP
1	FY19/20-Res-TR	14	FY19/20	Res	TR	ZN-TREE BUYOUT FUND
1	FY19/20-Res-T3	1541	FY19/20	Res	T3	IP RES TRANSP IMP FEE-SC
1	FY19/20-Res-UF	1549	FY19/20	Res	UF	IH UTILITY CO&W/A LETTER
1	FY19/20-Res-WI	1550	FY19/20	Res	WI	II SW SERV INITIATION FEE
1	FY19/20-Res-W5	639	FY19/20	Res	W5	IC WV RES LAW IMP FEE-NP
1	FY19/20-Res-W6	638	FY19/20	Res	W6	IB WV RES FIRE IMP FEE-NP
1	FY19/20-Res-W7	638	FY19/20	Res	W7	ID WV RES PARK IMP FEE-NP
1	FY19/20-Res-W8	640	FY19/20	Res	W8	IF WV RES TRAN IMP FEE-NP
1	FY19/20-Res-ZA	20	FY19/20	Res	ZA	ZN-RE-INSPECTION FEE 1
1	FY19/20-Res-ZB	3	FY19/20	Res	ZB	ZN-RE-INSPECTION FEE 2
1	FY19/20-Res-ZD	1	FY19/20	Res	ZD	ZN-RE-INSPECTION FEE 4
1	FY19/20-Res-ZH	12	FY19/20	Res	ZH	ZN-HERITAGE TREE FUND
1	FY19/20-Res-Z2	15	FY19/20	Res	Z2	ZONING PLAN REV \$0-\$2K
1	FY19/20-Res-Z3	1627	FY19/20	Res	Z3	AF ZNG-AS BUILT SURVEY
1	FY19/20-Res-Z4	97	FY19/20	Res	Z4	AF ZNG-ELEV CERT ADM FEE
1	FY19/20-Res-Z9	1563	FY19/20	Res	Z9	AF ZNG-PLAN REVIEW FEE
1	FY20/21-Add-AF	169	FY20/21	Add	AF	PERMIT REACTIVATION FEE
1	FY20/21-Add-A1	140	FY20/21	Add	A1	BD-RE-INSPECTION FEE 1
1	FY20/21-Add-A2	38	FY20/21	Add	A2	BD-RE-INSPECTION FEE 2
1	FY20/21-Add-A3	14	FY20/21	Add	A3	BD-RE-INSPECTION FEE 3
1	FY20/21-Add-A4	8	FY20/21	Add	A4	BD-RE-INSPECTION FEE 4
1	FY20/21-Add-A5	1	FY20/21	Add	A5	BD-RE-INSPECTION FEE 5
1	FY20/21-Add-B5	2	FY20/21	Add	B5	APPLI-PERMIT TRANSFER FEE
1	FY20/21-Add-CF	26	FY20/21	Add	CF	PW-CULVERT REINSPECT
1	FY20/21-Add-CP	3	FY20/21	Add	CP	COMMERCIAL REVISION FEE
1	FY20/21-Add-CV	151	FY20/21	Add	CV	PW-CULVERT PERMIT
1	FY20/21-Add-C1	1	FY20/21	Add	C1	AB RESIDENTIAL CO
1	FY20/21-Add-C6	12448	FY20/21	Add	C6	A CONVENIENCE FEE

1	FY20/21-Add-DB	9904	FY20/21	Add	DB	DBPR (DCA) 1%
1	FY20/21-Add-DC	9904	FY20/21	Add	DC	DBPR (BCAIB) 1.5%
1	FY20/21-Add-D1	1	FY20/21	Add	D1	A RESIDENTIAL PLAN REVIEW
1	FY20/21-Add-D3	12517	FY20/21	Add	D3	A ADMIN / MISC PLAN REV
1	FY20/21-Add-D4	2	FY20/21	Add	D4	REVISION PERMIT FEE
1	FY20/21-Add-D5	640	FY20/21	Add	D5	A POOL PLAN REVIEW FEE
1	FY20/21-Add-EN	2	FY20/21	Add	EN	PZ&E PLAN REVIEW
1	FY20/21-Add-F1	1	FY20/21	Add	F1	FIRE-RE-INSPECTION FEE
1	FY20/21-Add-IF	1	FY20/21	Add	IF	IG ADM IMPACT 1.5% (CITY)
1	FY20/21-Add-JA	6	FY20/21	Add	JA	FA FIRE PLAN REVIEW BLDG
1	FY20/21-Add-JB	17	FY20/21	Add	JB	FB FIRE INSPECTION BLDG
1	FY20/21-Add-JD	35	FY20/21	Add	JD	FD FIRE PLAN REV U/G LINE
1	FY20/21-Add-JE	33	FY20/21	Add	JE	FE FIRE INSP U/G LINE
1	FY20/21-Add-JF	8	FY20/21	Add	JF	FF FIRE PLAN RE-REV U/G
1	FY20/21-Add-JG	135	FY20/21	Add	JG	FG FIRE PLAN REV SPRINKLR
1	FY20/21-Add-JH	139	FY20/21	Add	JH	FH FIRE INSP SPRINKLER
1	FY20/21-Add-JI	2	FY20/21	Add	JI	FI FIRE PLAN RE-REV SPKLR
1	FY20/21-Add-JJ	69	FY20/21	Add	JJ	FJ FIRE PLAN REVIEW ALARM
1	FY20/21-Add-JK	69	FY20/21	Add	JK	FK FIRE INSPECTION ALARM
1	FY20/21-Add-JL	1	FY20/21	Add	JL	FL FIRE PLAN RE-REV ALARM
1	FY20/21-Add-JM	4	FY20/21	Add	JM	FM FIRE PLAN REV SUPPRESS
1	FY20/21-Add-JN	4	FY20/21	Add	JN	FN FIRE INSP SUPPRESSION
1	FY20/21-Add-JP	2	FY20/21	Add	JP	FP FIRE PLAN REVIEW OTHER
1	FY20/21-Add-JQ	3	FY20/21	Add	JQ	FQ FIRE INSP OTHER
1	FY20/21-Add-LC	303	FY20/21	Add	LC	LANDCLEARING
1	FY20/21-Add-MP	42	FY20/21	Add	MP	MISCELANEOUS REVISION FEE
1	FY20/21-Add-PF	9929	FY20/21	Add	PF	PERMIT FEES
1	FY20/21-Add-PZ	1689	FY20/21	Add	PZ	AF ZNG-POOL / CAGE REVIEW
1	FY20/21-Add-P0	362	FY20/21	Add	P0	RDD POOL RIGHT-OF-WAY PRM
1	FY20/21-Add-P1	32	FY20/21	Add	P1	PW-RE-INSPECTION FEE 1
1	FY20/21-Add-P2	1	FY20/21	Add	P2	PW-RE-INSPECTION FEE 2
1	FY20/21-Add-P3	1	FY20/21	Add	P3	PW-RE-INSPECTION FEE 3
1	FY20/21-Add-P6	1	FY20/21	Add	P6	PW-PLAN REVISION
1	FY20/21-Add-P7	1996	FY20/21	Add	P7	RDD PLAN REVIEW
1	FY20/21-Add-P8	103	FY20/21	Add	P8	RDD AS-BUILT SURVEY ADMIN
1	FY20/21-Add-P9	1790	FY20/21	Add	P9	RDD RIGHT-OF-WAY PERMIT
1	FY20/21-Add-RP	54	FY20/21	Add	RP	RESIDENTIAL REVISION FEE
1	FY20/21-Add-R3	33	FY20/21	Add	R3	Z ROOF REPAIR
1	FY20/21-Add-SR	9904	FY20/21	Add	SR	SURCHARGE - EDUCATION
1	FY20/21-Add-TR	3	FY20/21	Add	TR	ZN-TREE BUYOUT FUND
1	FY20/21-Add-ZA	12	FY20/21	Add	ZA	ZN-RE-INSPECTION FEE 1
1	FY20/21-Add-ZH	5	FY20/21	Add	ZH	ZN-HERITAGE TREE FUND
1	FY20/21-Add-ZO	1233	FY20/21	Add	ZO	ZONING PERMIT FEE
1	FY20/21-Add-Z2	75	FY20/21	Add	Z2	ZONING PLAN REV \$0-\$2K
1	FY20/21-Add-Z5	106	FY20/21	Add	Z5	ZN-OCCUP OF EASEMENT FEE
1	FY20/21-Add-Z6	3	FY20/21	Add	Z6	AF ZNG-SITE INSPECTIONS
1	FY20/21-Add-Z9	1029	FY20/21	Add	Z9	AF ZNG-PLAN REVIEW FEE



1	FY20/21-Com-AF	2	FY20/21	Com	AF	PERMIT REACTIVATION FEE
1	FY20/21-Com-A1	4	FY20/21	Com	A1	BD-RE-INSPECTION FEE 1
1	FY20/21-Com-A2	1	FY20/21	Com	A2	BD-RE-INSPECTION FEE 2
1	FY20/21-Com-CG	1	FY20/21	Com	CG	IN COM GOV'T IMP FEE-SC
1	FY20/21-Com-CJ	1	FY20/21	Com	CJ	IL COM JUSTICE IMP FEE-SC
1	FY20/21-Com-CP	11	FY20/21	Com	CP	COMMERCIAL REVISION FEE
1	FY20/21-Com-C2	30	FY20/21	Com	C2	AB COMMERCIAL CO
1	FY20/21-Com-C5	1	FY20/21	Com	C5	TEMPORARY COMM CO (CTCO)
1	FY20/21-Com-C6	80	FY20/21	Com	C6	A CONVENIENCE FEE
1	FY20/21-Com-DB	80	FY20/21	Com	DB	DBPR (DCA) 1%
1	FY20/21-Com-DC	80	FY20/21	Com	DC	DBPR (BCAIB) 1.5%
1	FY20/21-Com-D1	6	FY20/21	Com	D1	A RESIDENTIAL PLAN REVIEW
1	FY20/21-Com-D2	25	FY20/21	Com	D2	A COMMERCIAL PLAN REVIEW
1	FY20/21-Com-D3	53	FY20/21	Com	D3	A ADMIN / MISC PLAN REV
1	FY20/21-Com-FI	1	FY20/21	Com	FI	IB COM FIRE IMPACT FEE-NP
1	FY20/21-Com-GI	1	FY20/21	Com	GI	IE COM GOV IMPACT FEE-NP
1	FY20/21-Com-IF	1	FY20/21	Com	IF	IG ADM IMPACT 1.5% (CITY)
1	FY20/21-Com-JA	49	FY20/21	Com	JA	FA FIRE PLAN REVIEW BLDG
1	FY20/21-Com-JB	47	FY20/21	Com	JB	FB FIRE INSPECTION BLDG
1	FY20/21-Com-JC	5	FY20/21	Com	JC	FC FIRE PLAN RE-REV BLDG
1	FY20/21-Com-LE	1	FY20/21	Com	LE	IC COM LAW IMPACT FEE-NP
1	FY20/21-Com-PF	80	FY20/21	Com	PF	PERMIT FEES
1	FY20/21-Com-P7	27	FY20/21	Com	P7	RDD PLAN REVIEW
1	FY20/21-Com-P8	16	FY20/21	Com	P8	RDD AS-BUILT SURVEY ADMIN
1	FY20/21-Com-P9	4	FY20/21	Com	P9	RDD RIGHT-OF-WAY PERMIT
1	FY20/21-Com-RH	3	FY20/21	Com	RH	AG CONSTR TRAFFIC RD FEE
1	FY20/21-Com-SA	1	FY20/21	Com	SA	IA COM S/W IMPACT FEE-NP
1	FY20/21-Com-SF	1	FY20/21	Com	SF	IQ TRANSP 1% SC TO CITY
1	FY20/21-Com-SG	1	FY20/21	Com	SG	IO GOV'T 1% SC TO CITY
1	FY20/21-Com-SJ	1	FY20/21	Com	SJ	IM JUSTICE 1% SC TO CITY
1	FY20/21-Com-SR	80	FY20/21	Com	SR	SURCHARGE - EDUCATION
1	FY20/21-Com-TI	1	FY20/21	Com	TI	IF COM TRANSP IMP FEE-NP
1	FY20/21-Com-T2	1	FY20/21	Com	T2	IP COM TRANSP IMP FEE-SC
1	FY20/21-Com-Z9	69	FY20/21	Com	Z9	AF ZNG-PLAN REVIEW FEE
1	FY20/21-Res-AF	14	FY20/21	Res	AF	PERMIT REACTIVATION FEE
1	FY20/21-Res-A1	663	FY20/21	Res	A1	BD-RE-INSPECTION FEE 1
1	FY20/21-Res-A2	177	FY20/21	Res	A2	BD-RE-INSPECTION FEE 2
1	FY20/21-Res-A3	53	FY20/21	Res	A3	BD-RE-INSPECTION FEE 3
1	FY20/21-Res-A4	24	FY20/21	Res	A4	BD-RE-INSPECTION FEE 4
1	FY20/21-Res-A5	2	FY20/21	Res	A5	BD-RE-INSPECTION FEE 5
1	FY20/21-Res-B5	92	FY20/21	Res	B5	APPLI-PERMIT TRANSFER FEE
1	FY20/21-Res-CF	109	FY20/21	Res	CF	PW-CULVERT REINSPECT
1	FY20/21-Res-CH	1473	FY20/21	Res	CH	IN RES GOV'T IMP FEE-SC
1	FY20/21-Res-CK	1471	FY20/21	Res	CK	IL RES JUSTICE IMP FEE-SC
1	FY20/21-Res-CV	1461	FY20/21	Res	CV	PW-CULVERT PERMIT
1	FY20/21-Res-C1	1871	FY20/21	Res	C1	AB RESIDENTIAL CO
1	FY20/21-Res-C6	2201	FY20/21	Res	C6	A CONVENIENCE FEE

1	FY20/21-Res-DB	2204	FY20/21	Res	DB	DBPR (DCA) 1%
1	FY20/21-Res-DC	2204	FY20/21	Res	DC	DBPR (BCAIB) 1.5%
1	FY20/21-Res-D1	2206	FY20/21	Res	D1	A RESIDENTIAL PLAN REVIEW
1	FY20/21-Res-D3	333	FY20/21	Res	D3	A ADMIN / MISC PLAN REV
1	FY20/21-Res-EF	1284	FY20/21	Res	EF	IR RES EDUC IMP FEE-SC
1	FY20/21-Res-ES	1468	FY20/21	Res	ES	IS EDUC 1% SC TO SAR CNTY
1	FY20/21-Res-E7	1	FY20/21	Res	E7	ENG - 3 RE-INSPECTION FEE
1	FY20/21-Res-FJ	890	FY20/21	Res	FJ	IB RES FIRE IMPACT FEE-NP
1	FY20/21-Res-F1	5	FY20/21	Res	F1	FIRE-RE-INSPECTION FEE
1	FY20/21-Res-GK	891	FY20/21	Res	GK	IE RES GOV IMPACT FEE-NP
1	FY20/21-Res-GM	582	FY20/21	Res	GM	IE WV RES GOV IMP FEE-NP
1	FY20/21-Res-IF	1470	FY20/21	Res	IF	IG ADM IMPACT 1.5% (CITY)
1	FY20/21-Res-LF	891	FY20/21	Res	LF	IC RES LAW IMPACT FEE-NP
1	FY20/21-Res-LI	1473	FY20/21	Res	LI	IK LIBRARY IMPACT FEE&SC
1	FY20/21-Res-LJ	1473	FY20/21	Res	LJ	IK LIBRARY 1% SC TO CITY
1	FY20/21-Res-MP	10	FY20/21	Res	MP	MISCELANEOUS REVISION FEE
1	FY20/21-Res-N1	2178	FY20/21	Res	N1	AF ZNG-NEW ADDRESS FEE
1	FY20/21-Res-PF	2206	FY20/21	Res	PF	PERMIT FEES
1	FY20/21-Res-PS	892	FY20/21	Res	PS	ID RES PARK IMPACT FEE-NP
1	FY20/21-Res-P1	755	FY20/21	Res	P1	PW-RE-INSPECTION FEE 1
1	FY20/21-Res-P2	121	FY20/21	Res	P2	PW-RE-INSPECTION FEE 2
1	FY20/21-Res-P3	33	FY20/21	Res	P3	PW-RE-INSPECTION FEE 3
1	FY20/21-Res-P4	9	FY20/21	Res	P4	PW-RE-INSPECTION FEE 4
1	FY20/21-Res-P5	1	FY20/21	Res	P5	PW-RE-INSPECTION FEE 5
1	FY20/21-Res-P6	16	FY20/21	Res	P6	PW-PLAN REVISION
1	FY20/21-Res-P7	1464	FY20/21	Res	P7	RDD PLAN REVIEW
1	FY20/21-Res-P8	1464	FY20/21	Res	P8	RDD AS-BUILT SURVEY ADMIN
1	FY20/21-Res-P9	3	FY20/21	Res	P9	RDD RIGHT-OF-WAY PERMIT
1	FY20/21-Res-RH	2181	FY20/21	Res	RH	AG CONSTR TRAFFIC RD FEE
1	FY20/21-Res-RP	118	FY20/21	Res	RP	RESIDENTIAL REVISION FEE
1	FY20/21-Res-SB	891	FY20/21	Res	SB	IA RES S/W IMPACT FEE-NP
1	FY20/21-Res-SE	581	FY20/21	Res	SE	IA WV RES S/W IMP FEE-NP
1	FY20/21-Res-SF	1472	FY20/21	Res	SF	IQ TRANSP 1% SC TO CITY
1	FY20/21-Res-SG	1473	FY20/21	Res	SG	IO GOV'T 1% SC TO CITY
1	FY20/21-Res-SJ	1473	FY20/21	Res	SJ	IM JUSTICE 1% SC TO CITY
1	FY20/21-Res-SR	2204	FY20/21	Res	SR	SURCHARGE - EDUCATION
1	FY20/21-Res-SW	942	FY20/21	Res	SW	IJ PRORATED SW FEE AT CO
1	FY20/21-Res-TJ	892	FY20/21	Res	TJ	IF RES TRANSP IMP FEE-NP
1	FY20/21-Res-TR	18	FY20/21	Res	TR	ZN-TREE BUYOUT FUND
1	FY20/21-Res-T3	1472	FY20/21	Res	T3	IP RES TRANSP IMP FEE-SC
1	FY20/21-Res-UF	1474	FY20/21	Res	UF	IH UTILITY CO&W/A LETTER
1	FY20/21-Res-WI	1465	FY20/21	Res	WI	II SW SERV INITIATION FEE
1	FY20/21-Res-W5	582	FY20/21	Res	W5	IC WV RES LAW IMP FEE-NP
1	FY20/21-Res-W6	582	FY20/21	Res	W6	IB WV RES FIRE IMP FEE-NP
1	FY20/21-Res-W7	583	FY20/21	Res	W7	ID WV RES PARK IMP FEE-NP
1	FY20/21-Res-W8	581	FY20/21	Res	W8	IF WV RES TRAN IMP FEE-NP
1	FY20/21-Res-ZA	16	FY20/21	Res	ZA	ZN-RE-INSPECTION FEE 1

1	FY20/21-Res-ZB	1	FY20/21	Res	ZB	ZN-RE-INSPECTION FEE 2
1	FY20/21-Res-ZH	7	FY20/21	Res	ZH	ZN-HERITAGE TREE FUND
1	FY20/21-Res-Z2	4	FY20/21	Res	Z2	ZONING PLAN REV \$0-\$2K
1	FY20/21-Res-Z3	2182	FY20/21	Res	Z3	AF ZNG-AS BUILT SURVEY
1	FY20/21-Res-Z4	201	FY20/21	Res	Z4	AF ZNG-ELEV CERT ADM FEE
1	FY20/21-Res-Z9	2171	FY20/21	Res	Z9	AF ZNG-PLAN REVIEW FEE
0		545757				

Fees Assessed			Fees Paid	Curr Due	GL Revenue	GL Rev Acct
Total	Min	Max	Total	Total	Account	Unformatted
19595	25	325	19445		0 135-0000-329.05-00	1.35E+13
150	150	150	150		0 135-0000-329.00-00	1.35E+13
10762.5	37.5	75	10500		0 135-0000-329.00-00	1.35E+13
3300	75	75	3000		0 135-0000-329.00-00	1.35E+13
450	150	150	450		0 135-0000-329.00-00	1.35E+13
300	300	300	300		0 135-0000-329.00-00	1.35E+13
600	600	600	600		0 135-0000-329.00-00	1.35E+13
500	250	250	500		0 135-0000-369.90-00	1.35E+13
875	75	100	875		0 135-0000-329.05-00	1.35E+13
405	25	190	405		0 135-0000-322.40-00	1.35E+13
230	230	230	0	230	107-0000-349.30-00	1.07E+13
35785	5	10	35045		325 135-0000-349.35-00	1.35E+13
14520.45	2	22.43	14353.55	86.9	102-0000-329.16-05	1.02E+13
14702.81	2	33.33	14533.71	89.1	102-0000-329.16-06	1.02E+13
284954.3	15	80	279014.3	2620	135-0000-322.50-00	1.35E+13
1780	20	240	1700	40	135-0000-322.50-00	1.35E+13
39250	125	125	39125	125	135-0000-322.50-00	1.35E+13
1425	25	280	1265		0 135-0000-322.50-00	1.35E+13
300	50	50	300		0 110-0000-329.00-00	1.1E+13
2050	50	200	1850		0 110-0000-349.30-00	1.1E+13
50	50	50	50		0 110-0000-329.00-00	1.1E+13
150	75	75	75		0 110-0000-329.00-00	1.1E+13
500	250	250	250		0 110-0000-349.30-00	1.1E+13
250	50	125	250		0 110-0000-329.00-00	1.1E+13
425	50	250	425		0 110-0000-349.30-00	1.1E+13
825	75	75	825		0 110-0000-329.00-00	1.1E+13
700	50	125	700		0 110-0000-349.30-00	1.1E+13
150	75	75	150		0 110-0000-329.00-00	1.1E+13
100	50	50	100		0 110-0000-349.30-00	1.1E+13
125	25	50	125		0 110-0000-329.00-00	1.1E+13
200	50	100	200		0 110-0000-349.30-00	1.1E+13
12045	45	160	11565	480	115-0000-325.10-50	1.15E+13
3715.25	0.25	100	3625.25	50	135-0000-322.50-00	1.35E+13
25	25	25	25		0 135-0000-329.00-00	1.35E+13
30	10	10	30		0 001-0000-325.00-00	1E+11
462042.12	15	2222.12	457782.12	2660	000-0000-000.00-00	0
179.6	89.8	89.8	179.6		0 135-0000-369.90-00	1.35E+13
18720	20	20	18660	20	001-0000-325.00-00	1E+11
637.5	37.5	50	637.5		0 107-0000-349.30-00	1.07E+13
100	50	50	100		0 107-0000-349.30-00	1.07E+13
100	100	100	100		0 107-0000-349.30-00	1.07E+13
55	55	55	0	55	107-0000-349.30-00	1.07E+13
20	20	20	0	20	107-0000-349.30-00	1.07E+13
40	40	40	40		0 135-0000-322.50-00	1.35E+13
40	40	40	40		0 135-0000-322.50-00	1.35E+13

1920	25	250	1920	0 135-0000-322.30-00	1.35E+13
100	100	100	100	0 135-0000-369.90-00	1.35E+13
100	50	50	100	0 135-0000-322.50-00	1.35E+13
50	50	50	50	0 001-0000-325.00-00	1E+11
9259.56	0.3	44.44	9174.2	54.3 102-0000-322.10-00	1.02E+13
900	900	900	900	0 115-0000-325.10-50	1.15E+13
300	75	75	300	0 001-0000-329.00-00	1E+11
417090	45	228000	417090	0 115-0000-325.10-50	1.15E+13
61250	50	50	60500	700 001-0000-325.00-00	1E+11
20	20	20	20	0 001-0000-325.00-00	1E+11
11785	85	260	11785	0 001-0000-349.30-07	1E+11
280	20	20	240	20 001-0000-325.00-00	1E+11
820	20	20	820	0 001-0000-325.00-00	1E+11
200	40	40	200	0 001-0000-325.00-00	1E+11
290	10	10	270	20 001-0000-325.00-00	1E+11
16912.58	20	176.5	16584.44	328.14 001-0000-325.00-00	1E+11
300	75	75	300	0 135-0000-329.05-00	1.35E+13
1125	37.5	75	1125	0 135-0000-329.00-00	1.35E+13
150	150	150	150	0 135-0000-329.00-00	1.35E+13
18188.53	20.83	5205.18	18188.53	0 159-0000-324.72-04	1.59E+13
128111.07	389.95	32692.8	128111.07	0 158-0000-324.12-00	1.58E+13
2365	25	400	2365	0 135-0000-322.40-00	1.35E+13
4700	100	100	4700	0 135-0000-322.40-00	1.35E+13
450	5	20	430	15 135-0000-349.35-00	1.35E+13
200	100	100	200	0 135-0000-322.40-00	1.35E+13
1895.95	2	325.36	1889.55	6.4 102-0000-329.16-05	1.02E+13
2359.09	2	488.04	2352.69	6.4 102-0000-329.16-06	1.02E+13
27195.7	40	10624.7	27195.7	0 135-0000-322.40-00	1.35E+13
2480	40	120	2320	120 135-0000-322.50-00	1.35E+13
295	40	100	295	0 135-0000-322.50-00	1.35E+13
1740	20	120	1740	0 135-0000-322.50-00	1.35E+13
280	5	15	280	0 135-0000-349.35-00	1.35E+13
30647.57	100.79	7074.72	30647.57	0 151-0000-324.12-00	1.51E+13
75	75	75	75	0 110-0000-349.30-00	1.1E+13
21288.52	70.07	4916.81	21288.52	0 157-0000-324.72-02	1.57E+13
1001.89	257.13	744.76	1001.89	0 157-0000-324.72-03	1.57E+13
8672.66	14.19	1504.3	8672.66	0 001-0000-341.90-10	1E+11
27325	25	20160	27175	150 110-0000-329.00-00	1.1E+13
8050	50	200	7850	200 110-0000-349.30-00	1.1E+13
950	50	150	950	0 110-0000-329.00-00	1.1E+13
975	75	150	975	0 110-0000-329.00-00	1.1E+13
3250	250	500	3250	0 110-0000-349.30-00	1.1E+13
4375	50	1050	4375	0 110-0000-329.00-00	1.1E+13
4375	50	1050	4375	0 110-0000-349.30-00	1.1E+13
75	75	75	75	0 110-0000-329.00-00	1.1E+13
2935	75	835	2935	0 110-0000-329.00-00	1.1E+13
3635	50	885	3635	0 110-0000-349.30-00	1.1E+13

75	75	75	75	0 110-0000-329.00-00	1.1E+13
75	75	75	75	0 110-0000-329.00-00	1.1E+13
50	50	50	50	0 110-0000-349.30-00	1.1E+13
28816.58	94.57	6658.56	28816.58	0 150-0000-324.12-00	1.5E+13
250	25	75	250	0 135-0000-322.50-00	1.35E+13
210	10	10	210	0 001-0000-325.00-00	1E+11
283.4	11.3	232	283.4	0 000-0000-000.00-00	0
156920.58	40	32536.09	156520.58	400 000-0000-000.00-00	0
680	20	40	680	0 135-0000-322.50-00	1.35E+13
820	20	40	820	0 135-0000-322.50-00	1.35E+13
40	40	40	40	0 135-0000-322.50-00	1.35E+13
80	80	80	80	0 135-0000-322.50-00	1.35E+13
80	80	80	80	0 135-0000-322.50-00	1.35E+13
360	20	40	360	0 135-0000-322.50-00	1.35E+13
139.8	139.8	139.8	139.8	0 135-0000-329.00-00	1.35E+13
107418.5	615	32575.5	107418.5	0 107-0000-344.94-00	1.07E+13
23934.87	68.11	10067.14	23934.87	0 156-0000-324.22-00	1.56E+13
716.39	108.29	608.1	716.39	0 156-0000-324.22-02	1.56E+13
910.21	4.07	331.93	910.21	0 001-0000-369.90-00	1E+11
310.2	0.21	137.31	310.2	0 001-0000-369.90-00	1E+11
1265.31	3.85	322.89	1265.31	0 001-0000-369.90-00	1E+11
3183.08	0.8	651.62	3175.08	8 102-0000-322.10-00	1.02E+13
439223.39	612.68	79091.21	439223.39	0 153-0000-324.32-00	1.53E+13
92161.5	411.79	33609.45	92161.5	0 154-0000-324.32-00	1.54E+13
50	50	50	50	0 420-0000-349.50-00	4.2E+13
1356.24	348.08	1008.16	1356.24	0 150-0000-324.12-01	1.5E+13
1441.91	370.06	1071.85	1441.91	0 151-0000-324.12-01	1.51E+13
30119.46	6530.62	23588.84	30119.46	0 153-0000-324.32-01	1.53E+13
75	75	75	75	0 001-0000-329.00-00	1E+11
1250	50	50	1250	0 001-0000-325.00-00	1E+11
20	20	20	20	0 001-0000-325.00-00	1E+11
340	20	20	340	0 001-0000-325.00-00	1E+11
80	20	20	80	0 001-0000-325.00-00	1E+11
13327.51	20	4027.17	13287.11	40.4 001-0000-325.00-00	1E+11
2150	75	200	2150	0 135-0000-329.05-00	1.35E+13
150	150	150	150	0 135-0000-329.00-00	1.35E+13
30918.5	28	75	30731	112.5 135-0000-329.00-00	1.35E+13
13800	75	75	13350	225 135-0000-329.00-00	1.35E+13
4650	150	150	4650	0 135-0000-329.00-00	1.35E+13
2700	300	300	2700	0 135-0000-329.00-00	1.35E+13
1200	600	600	1200	0 135-0000-329.00-00	1.35E+13
30.7	30.7	30.7	30.7	0 135-0000-369.90-00	1.35E+13
3475	75	100	3375	100 135-0000-329.05-00	1.35E+13
825	50	75	825	0 107-0000-349.30-00	1.07E+13
120273.44	33.41	623.7	119978.8	148.84 159-0000-324.71-04	1.59E+13
921334.24	615.6	3918.38	919483.38	937.58 158-0000-324.11-00	1.58E+13
50	50	50	50	0 135-0000-322.40-00	1.35E+13

108500	100	100	106800	700	135-0000-322.30-00	1.35E+13
5435	5	10	5350	35	135-0000-349.35-00	1.35E+13
24478.82	2	95.53	24331.61	130.76	102-0000-329.16-05	1.02E+13
27049.24	2	95.53	26888.26	144.53	102-0000-329.16-06	1.02E+13
286974.7	96	1105.6	286965.7	9	135-0000-322.30-00	1.35E+13
253.35	2.55	40	253.35	0	135-0000-322.50-00	1.35E+13
1667	20	307	1667	0	135-0000-322.50-00	1.35E+13
860	20	120	860	0	135-0000-322.50-00	1.35E+13
95	10	15	95	0	135-0000-349.35-00	1.35E+13
1995424	2032	8128	1991360	2032	155-0000-324.71-01	1.55E+13
21661.12	20.32	81.28	21620.48	20.32	001-0000-341.90-10	1E+11
92777.53	206.55	486.03	92048.49	364.52	151-0000-324.11-00	1.51E+13
65204.43	143.65	441.7	64541.87	331.28	157-0000-324.71-02	1.57E+13
89350.3	143.65	574.6	89350.3	0	157-0000-324.71-03	1.57E+13
51151.57	47.72	190.88	50983.55	84.01	001-0000-341.90-10	1E+11
50	50	50	50	0	110-0000-329.00-00	1.1E+13
450	75	75	450	0	110-0000-329.00-00	1.1E+13
2075	75	500	2075	0	110-0000-349.30-00	1.1E+13
250	250	250	250	0	110-0000-329.00-00	1.1E+13
875	125	125	875	0	110-0000-329.00-00	1.1E+13
875	125	125	875	0	110-0000-349.30-00	1.1E+13
525	75	75	525	0	110-0000-329.00-00	1.1E+13
350	50	50	350	0	110-0000-349.30-00	1.1E+13
40	40	40	40	0	110-0000-329.00-00	1.1E+13
87134.16	194.5	388.66	86551.16	291.5	150-0000-324.11-00	1.5E+13
558082.87	294.64	2652.76	556830.4	634.84	001-0000-347.10-00	1E+11
5511.9	2.91	26.2	5499.53	6.27	001-0000-369.90-00	1E+11
2376.88	1.05	113.51	2351.88	0	135-0000-322.50-00	1.35E+13
10800	10	10	10660	70	001-0000-325.00-00	1E+11
279.8	12.4	80.7	279.8	0	000-0000-000.00-00	0
1803222.82	40	6368.96	1792490.3	9635.78	000-0000-000.00-00	0
251460.42	558.88	1314.52	249488.64	985.89	152-0000-324.61-00	1.52E+13
11512.5	37.5	50	11275	200	107-0000-349.30-00	1.07E+13
3550	50	75	3350	125	107-0000-349.30-00	1.07E+13
1300	100	150	1150	0	107-0000-349.30-00	1.07E+13
600	300	300	600	0	107-0000-349.30-00	1.07E+13
220	20	40	220	0	135-0000-322.50-00	1.35E+13
260	20	40	260	0	135-0000-322.50-00	1.35E+13
260	20	40	260	0	135-0000-322.50-00	1.35E+13
1432718.5	480	5528	1418732	7442.5	107-0000-344.94-00	1.07E+13
16288.6	19	300	16042.6	150	135-0000-322.30-00	1.35E+13
67127.26	149.5	299.32	66678.28	224.49	156-0000-324.21-00	1.56E+13
92839.5	149.5	598	92839.5	0	156-0000-324.21-01	1.56E+13
4284.75	1.29	19.42	4282.17	1.29	001-0000-369.90-00	1E+11
1217.87	0.33	36.16	1214.96	1.47	001-0000-369.90-00	1E+11
9108.83	6.08	38.7	9090.55	9.26	001-0000-369.90-00	1E+11
36063.69	3.2	129.78	35849.03	192.72	102-0000-322.10-00	1.02E+13

151125.05	38.33	690	150791.72	207.92	120-0000-343.40-20	1.2E+13
865661.78	1928.23	4537	858856.28	3402.75	153-0000-324.31-00	1.53E+13
5700	600	900	5700	0	115-0000-325.10-50	1.15E+13
1966.28	1966.28	1966.28	1966.28	0	154-0000-324.32-00	1.54E+13
431866.35	130.61	1966.28	431605.13	130.61	154-0000-324.31-00	1.54E+13
27370	5	140	27365	5	420-0000-349.50-00	4.2E+13
107738.33	100	400	107338.33	200	120-0000-343.40-90	1.2E+13
120979	194.5	778	120979	0	150-0000-324.11-01	1.5E+13
128267.55	206.55	826.2	128267.55	0	151-0000-324.11-01	1.51E+13
347623.36	558.88	2235.52	347623.36	0	152-0000-324.61-01	1.52E+13
1201287.29	1928.23	7712.92	1201287.3	0	153-0000-324.31-01	1.53E+13
2175	75	75	2175	0	001-0000-329.00-00	1E+11
150	75	75	150	0	001-0000-329.00-00	1E+11
150	150	150	150	0	001-0000-329.00-00	1E+11
25900	250	6400	22500	3400	115-0000-325.10-50	1.15E+13
20500	50	50	19800	350	001-0000-325.00-00	1E+11
69680	160	370	67440	1120	001-0000-349.30-07	1E+11
21580	20	20	21300	140	001-0000-325.00-00	1E+11
2680	20	20	2680	0	001-0000-325.00-00	1E+11
147355.12	34.01	524.04	146580.18	504.33	001-0000-325.00-00	1E+11
26250	75	400	25200	0	135-0000-329.05-00	1.35E+13
9262.5	37.5	75	8775	0	135-0000-329.00-00	1.35E+13
9525	37.5	75	9093.75	0	135-0000-329.00-00	1.35E+13
5700	150	150	5700	0	135-0000-329.00-00	1.35E+13
1800	300	300	1800	0	135-0000-329.00-00	1.35E+13
600	600	600	600	0	135-0000-329.00-00	1.35E+13
0.45	0.45	0.45	0.45	0	135-0000-369.90-00	1.35E+13
200	100	100	200	0	135-0000-329.05-00	1.35E+13
450	75	75	375	0	107-0000-349.30-00	1.07E+13
50	50	50	50	0	135-0000-322.40-00	1.35E+13
160	160	160	160	0	107-0000-349.30-00	1.07E+13
45090	5	10	44260	270	135-0000-349.35-00	1.35E+13
17879.01	2	292.18	17689.01	90	102-0000-329.16-05	1.02E+13
18713.13	2	438.27	18521.93	91.5	102-0000-329.16-06	1.02E+13
181450	20	70	178050	1220	135-0000-322.50-00	1.35E+13
1160	20	180	1100	60	135-0000-322.50-00	1.35E+13
49000	125	125	48875	125	135-0000-322.50-00	1.35E+13
801.45	6.45	50	781.45	0	135-0000-322.50-00	1.35E+13
50	50	50	50	0	001-0000-349.65-01	1E+11
53.88	53.88	53.88	53.88	0	151-0000-324.12-00	1.51E+13
75	75	75	75	0	110-0000-349.30-00	1.1E+13
37.22	37.22	37.22	37.22	0	157-0000-324.72-02	1.57E+13
12.55	12.55	12.55	12.55	0	001-0000-341.90-10	1E+11
275	25	50	275	0	110-0000-329.00-00	1.1E+13
2650	50	50	2500	0	110-0000-349.30-00	1.1E+13
75	75	75	75	0	110-0000-329.00-00	1.1E+13
250	250	250	250	0	110-0000-349.30-00	1.1E+13



225	50	125	225	0 110-0000-329.00-00	1.1E+13
225	50	125	225	0 110-0000-349.30-00	1.1E+13
1850	50	75	1850	0 110-0000-329.00-00	1.1E+13
1525	50	125	1525	0 110-0000-349.30-00	1.1E+13
275	50	75	275	0 110-0000-329.00-00	1.1E+13
225	50	75	225	0 110-0000-349.30-00	1.1E+13
50	50	50	50	0 110-0000-329.00-00	1.1E+13
150	50	50	150	0 110-0000-349.30-00	1.1E+13
17675	160	395	17195	480 115-0000-325.10-50	1.15E+13
50.6	50.6	50.6	50.6	0 150-0000-324.12-00	1.5E+13
3558.2	0.25	100	3458.2	50 135-0000-322.50-00	1.35E+13
419019.99	20	29217.68	416105.99	2014 000-0000-000.00-00	0
22900	20	20	22820	80 001-0000-325.00-00	1E+11
3050	37.5	50	2825	0 107-0000-349.30-00	1.07E+13
1025	50	75	1025	0 107-0000-349.30-00	1.07E+13
275	55	55	275	0 107-0000-349.30-00	1.07E+13
650	50	50	650	0 107-0000-349.30-00	1.07E+13
120	20	20	120	0 135-0000-322.50-00	1.35E+13
20	20	20	20	0 135-0000-322.50-00	1.35E+13
420	420	420	420	0 107-0000-344.94-00	1.07E+13
3352.5	20	100	3252.5	50 135-0000-322.30-00	1.35E+13
100	100	100	100	0 135-0000-369.90-00	1.35E+13
1.12	1.12	1.12	1.12	0 001-0000-369.90-00	1E+11
6712.34	0.3	584.35	6666.03	33.66 102-0000-322.10-00	1.02E+13
708.43	708.43	708.43	708.43	0 153-0000-324.32-00	1.53E+13
300	300	300	300	0 115-0000-325.10-50	1.15E+13
113.71	113.71	113.71	113.71	0 154-0000-324.32-00	1.54E+13
1275	75	75	1200	0 001-0000-329.00-00	1E+11
150	75	75	150	0 001-0000-329.00-00	1E+11
43475	25	18700	43475	0 115-0000-325.10-50	1.15E+13
73960	50	60	72360	1250 001-0000-325.00-00	1E+11
100	20	20	100	0 001-0000-325.00-00	1E+11
16040	10	320	15560	480 001-0000-349.30-07	1E+11
600	20	20	580	20 001-0000-325.00-00	1E+11
1100	20	20	1080	20 001-0000-325.00-00	1E+11
1480	40	40	1480	0 001-0000-325.00-00	1E+11
100	20	40	60	0 001-0000-325.00-00	1E+11
340	10	10	340	0 001-0000-325.00-00	1E+11
30050.87	20	3653.71	29625.98	424.89 001-0000-325.00-00	1E+11
1050	75	200	1050	0 135-0000-329.05-00	1.35E+13
225	37.5	37.5	225	0 135-0000-329.00-00	1.35E+13
225	75	75	225	0 135-0000-329.00-00	1.35E+13
150	150	150	150	0 135-0000-329.00-00	1.35E+13
200	100	100	200	0 135-0000-329.05-00	1.35E+13
21738.46	48.11	10386.55	21738.46	0 159-0000-324.72-04	1.59E+13
136460.74	298.89	65236.02	136460.74	0 158-0000-324.12-00	1.58E+13
3690	50	450	3640	0 135-0000-322.40-00	1.35E+13

5800	100	100	5300	100	135-0000-322.40-00	1.35E+13
1200	200	600	1200	0	135-0000-322.40-00	1.35E+13
600	5	15	560	20	135-0000-349.35-00	1.35E+13
4059.89	2	1494.55	3922.33	80.79	102-0000-329.16-05	1.02E+13
6077.35	2	2241.82	5871.02	121.18	102-0000-329.16-06	1.02E+13
62568.4	1.8	34755.2	62528.3	40.1	135-0000-322.40-00	1.35E+13
1540	20	60	1460	60	135-0000-322.50-00	1.35E+13
100	20	40	100	0	135-0000-322.50-00	1.35E+13
1000	20	80	1000	0	135-0000-322.50-00	1.35E+13
260	5	20	260	0	135-0000-349.35-00	1.35E+13
13849.93	44.44	2899.52	13849.93	0	151-0000-324.12-00	1.51E+13
10440.17	32.18	2635.04	10440.17	0	157-0000-324.72-02	1.57E+13
19055.84	179.88	8572.82	19055.84	497.69	157-0000-324.72-03	1.57E+13
8374.08	11.43	2702.76	8374.08	120.16	001-0000-341.90-10	1E+11
15890	50	6990	15660	50	110-0000-329.00-00	1.1E+13
9450	50	1250	9200	100	110-0000-349.30-00	1.1E+13
325	50	75	275	0	110-0000-329.00-00	1.1E+13
545	75	150	545	0	110-0000-329.00-00	1.1E+13
1750	250	500	1750	0	110-0000-349.30-00	1.1E+13
6946.72	50	2896.27	6946.72	0	110-0000-329.00-00	1.1E+13
6946.72	50	2896.27	6946.72	0	110-0000-349.30-00	1.1E+13
5896.93	50	3746.93	5896.93	0	110-0000-329.00-00	1.1E+13
6646.93	50	3796.93	6646.93	0	110-0000-349.30-00	1.1E+13
375	75	150	375	0	110-0000-329.00-00	1.1E+13
750	50	500	750	0	110-0000-349.30-00	1.1E+13
300	50	75	300	0	110-0000-329.00-00	1.1E+13
250	125	125	250	0	110-0000-349.30-00	1.1E+13
750	750	750	750	0	110-0000-349.30-00	1.1E+13
12499.22	44	2683.55	12499.22	0	150-0000-324.12-00	1.5E+13
920.2	2	370.7	920.2	0	135-0000-322.50-00	1.35E+13
110	10	10	90	10	001-0000-325.00-00	1E+11
46.6	46.6	46.6	0	0	000-0000-000.00-00	0
404729.08	60	149454.6	390973.56	8078.84	000-0000-000.00-00	0
440	55	55	440	0	107-0000-349.30-00	1.07E+13
120	20	20	120	0	107-0000-349.30-00	1.07E+13
400	50	50	400	0	107-0000-349.30-00	1.07E+13
520	20	40	520	0	135-0000-322.50-00	1.35E+13
580	20	20	580	0	135-0000-322.50-00	1.35E+13
100	20	20	100	0	135-0000-322.50-00	1.35E+13
40	20	20	40	0	135-0000-322.50-00	1.35E+13
100	20	20	100	0	135-0000-322.50-00	1.35E+13
372270	372.75	260664	362227.5	4589.25	107-0000-344.94-00	1.07E+13
25	25	25	0	0	135-0000-322.30-00	1.35E+13
10466.6	53.12	2582.89	10466.6	0	156-0000-324.22-00	1.56E+13
98063.82	146.87	89958	98063.82	0	156-0000-324.22-02	1.56E+13
684.9	3.58	345.36	684.9	0	001-0000-369.90-00	1E+11
234.29	1.81	102.58	234.29	0	001-0000-369.90-00	1E+11

1347.75	2.95	644.31	1347.75	0 001-0000-369.90-00	1E+11
6147.99	0.3	2243.02	5941.66	121.18 102-0000-322.10-00	1.02E+13
220654.76	342.49	42646.28	219730.3	924.46 153-0000-324.32-00	1.53E+13
69346.17	361.96	34967.35	69346.17	0 154-0000-324.32-00	1.54E+13
50	50	50	50	0 420-0000-349.50-00	4.2E+13
25790.84	243.5	11601.4	25790.84	677.34 150-0000-324.12-01	1.5E+13
27414.32	258.88	12331.68	27414.32	717.59 151-0000-324.12-01	1.51E+13
318684.87	5697.29	142603.4	318684.87	6116.07 153-0000-324.32-01	1.53E+13
3400	3400	3400	3400	0 115-0000-325.10-50	1.15E+13
750	50	50	650	50 001-0000-325.00-00	1E+11
20	20	20	20	0 001-0000-325.00-00	1E+11
240	20	20	200	20 001-0000-325.00-00	1E+11
40	20	20	20	20 001-0000-325.00-00	1E+11
39285.43	20	14557.83	38127.23	1107.2 001-0000-325.00-00	1E+11
3125	75	200	3125	0 135-0000-329.05-00	1.35E+13
32324.5	28	75	32165.5	103 135-0000-329.00-00	1.35E+13
27637.5	56.25	150	27525	112.5 135-0000-329.00-00	1.35E+13
13837.5	75	150	13725	112.5 135-0000-329.00-00	1.35E+13
4800	300	300	4800	0 135-0000-329.00-00	1.35E+13
4200	600	600	4200	0 135-0000-329.00-00	1.35E+13
1375	75	200	1275	100 135-0000-329.05-00	1.35E+13
6000	75	75	5775	150 107-0000-349.30-00	1.07E+13
623.7	623.7	623.7	623.7	0 159-0000-324.72-04	1.59E+13
194732.37	145.8	623.7	194583.53	148.84 159-0000-324.71-04	1.59E+13
3918.38	3918.38	3918.38	3918.38	0 158-0000-324.12-00	1.58E+13
1223779.11	913.28	3918.38	1222841.5	937.58 158-0000-324.11-00	1.58E+13
1810	160	230	1650	160 107-0000-349.30-00	1.07E+13
63600	50	100	62450	850 135-0000-322.30-00	1.35E+13
6485	5	10	6365	90 135-0000-349.35-00	1.35E+13
17677.38	2	53.23	17437.82	226.96 102-0000-329.16-05	1.02E+13
26512.59	2	79.84	26153.25	340.44 102-0000-329.16-06	1.02E+13
347559.83	125.4	1105.6	346983.23	236.2 135-0000-322.30-00	1.35E+13
640	20	20	640	0 135-0000-322.50-00	1.35E+13
786.08	20	232.3	786.08	0 135-0000-322.50-00	1.35E+13
460	20	60	460	0 135-0000-322.50-00	1.35E+13
100	5	15	100	0 135-0000-349.35-00	1.35E+13
8128	8128	8128	8128	0 155-0000-324.72-01	1.55E+13
1245616	2032	8128	1243584	2032 155-0000-324.71-01	1.55E+13
25582.88	20.32	81.28	25562.56	20.32 001-0000-341.90-10	1E+11
50	50	50	50	0 001-0000-349.65-01	1E+11
116130.02	206.55	364.52	115607.53	364.52 151-0000-324.11-00	1.51E+13
82153.23	143.65	331.28	81634.32	331.28 157-0000-324.71-02	1.57E+13
574.6	574.6	574.6	574.6	0 157-0000-324.72-03	1.57E+13
101460.88	143.65	574.6	101460.88	0 157-0000-324.71-03	1.57E+13
1469.27	1469.27	1469.27	1469.27	0 153-0000-324.31-00	1.53E+13
60648.69	47.72	190.88	60528.39	84.01 001-0000-341.90-10	1E+11
2000	50	50	2000	0 110-0000-329.00-00	1.1E+13

1700	50	100	1700	0 110-0000-349.30-00	1.1E+13
150	75	75	150	0 110-0000-329.00-00	1.1E+13
575	75	250	575	0 110-0000-349.30-00	1.1E+13
250	250	250	250	0 110-0000-329.00-00	1.1E+13
1425	50	125	1425	0 110-0000-329.00-00	1.1E+13
1475	50	125	1475	0 110-0000-349.30-00	1.1E+13
50	50	50	50	0 110-0000-329.00-00	1.1E+13
225	75	75	225	0 110-0000-329.00-00	1.1E+13
150	50	50	150	0 110-0000-349.30-00	1.1E+13
108527	194.5	291.5	108138.5	291.5 150-0000-324.11-00	1.5E+13
831142.94	617.63	2652.76	830508.1	634.84 001-0000-347.10-00	1E+11
8207.38	6.1	26.2	8201.11	6.27 001-0000-369.90-00	1E+11
3.35	3.35	3.35	3.35	0 001-0000-341.90-10	1E+11
712.46	0.01	54.58	657.36	25 135-0000-322.50-00	1.35E+13
12780	10	10	12570	170 001-0000-325.00-00	1E+11
735.91	5.8	151.1	735.91	0 000-0000-000.00-00	0
1767486	116	5322.88	1743528.6	22697.12 000-0000-000.00-00	0
314216.16	558.88	985.89	312803.26	985.89 152-0000-324.61-00	1.52E+13
24187.5	37.5	50	24150	37.5 107-0000-349.30-00	1.07E+13
7675	50	75	7675	0 107-0000-349.30-00	1.07E+13
1450	100	150	1450	0 107-0000-349.30-00	1.07E+13
500	200	300	500	0 107-0000-349.30-00	1.07E+13
25	25	25	25	0 107-0000-349.30-00	1.07E+13
110	55	55	110	0 107-0000-349.30-00	1.07E+13
60	20	20	60	0 107-0000-349.30-00	1.07E+13
50	50	50	50	0 107-0000-349.30-00	1.07E+13
60	20	20	60	0 135-0000-322.50-00	1.35E+13
500	20	20	500	0 135-0000-322.50-00	1.35E+13
220	20	20	220	0 135-0000-322.50-00	1.35E+13
1736593.75	627	5694	1710374.8	21150.5 107-0000-344.94-00	1.07E+13
26130.6	25	569.9	25690.6	200 135-0000-322.30-00	1.35E+13
83723.84	149.5	224.49	83424.36	224.49 156-0000-324.21-00	1.56E+13
598	598	598	598	0 156-0000-324.22-02	1.56E+13
105322.99	149.5	598	105322.99	0 156-0000-324.21-01	1.56E+13
5305.23	1.29	19.42	5303.94	1.29 001-0000-369.90-00	1E+11
2170.4	1.44	184.28	2168.93	1.47 001-0000-369.90-00	1E+11
12125.57	9.02	38.7	12116.31	9.26 001-0000-369.90-00	1E+11
27546.27	1.74	103.86	27181.23	346.14 102-0000-322.10-00	1.02E+13
176403.77	38.33	460	176216.27	264.17 120-0000-343.40-20	1.2E+13
1086047.05	1928.23	3402.75	1081169.8	3402.75 153-0000-324.31-00	1.53E+13
5350	850	900	5350	0 115-0000-325.10-50	1.15E+13
1966.28	1966.28	1966.28	1966.28	0 154-0000-324.32-00	1.54E+13
535528.59	130.61	1966.28	535397.98	130.61 154-0000-324.31-00	1.54E+13
29115	5	140	29110	5 420-0000-349.50-00	4.2E+13
126800	100	400	126600	200 120-0000-343.40-90	1.2E+13
778	778	778	778	0 150-0000-324.12-01	1.5E+13
826.2	826.2	826.2	826.2	0 151-0000-324.12-01	1.51E+13

2235.52	2235.52	2235.52	2235.52	0 152-0000-324.62-01	1.52E+13
7712.92	7712.92	7712.92	7712.92	0 153-0000-324.32-01	1.53E+13
137414	194.5	778	137414	0 150-0000-324.11-01	1.5E+13
145982.27	206.55	826.2	145982.27	0 151-0000-324.11-01	1.51E+13
394996.29	558.88	2235.52	394996.29	0 152-0000-324.61-01	1.52E+13
1360876.67	1928.23	7712.92	1360876.7	0 153-0000-324.31-01	1.53E+13
3675	75	75	3675	0 001-0000-329.00-00	1E+11
300	75	75	300	0 001-0000-329.00-00	1E+11
750	150	150	750	0 001-0000-329.00-00	1E+11
31200	250	9800	31200	0 115-0000-325.10-50	1.15E+13
23550	50	50	22500	850 001-0000-325.00-00	1E+11
76840	160	370	73640	2560 001-0000-349.30-07	1E+11
140	20	20	140	0 001-0000-325.00-00	1E+11
25520	20	20	25100	340 001-0000-325.00-00	1E+11
2120	20	20	2040	60 001-0000-325.00-00	1E+11
40	40	40	0	40 001-0000-325.00-00	1E+11
182111.48	23	527.88	179733.37	2251.21 001-0000-325.00-00	1E+11
10675	56.25	200	10356.25	75 135-0000-329.05-00	1.35E+13
7498.5	28	37.5	6524	37.5 135-0000-329.00-00	1.35E+13
5775	56.25	75	4893.75	0 135-0000-329.00-00	1.35E+13
2362.5	112.5	150	2100	0 135-0000-329.00-00	1.35E+13
175	75	100	175	0 135-0000-329.05-00	1.35E+13
825	75	75	525	0 107-0000-349.30-00	1.07E+13
50	50	50	50	0 135-0000-322.40-00	1.35E+13
23025	70	550	22105	460 107-0000-349.30-00	1.07E+13
45860	5	20	44870	355 135-0000-349.35-00	1.35E+13
17450.63	2	20.84	17240.35	132.88 102-0000-329.16-05	1.02E+13
18090.16	2	31.26	17874.24	138.82 102-0000-329.16-06	1.02E+13
713.6	191	522.6	713.6	0 135-0000-322.40-00	1.35E+13
184915.7	15.7	90	180875.7	1480 135-0000-322.50-00	1.35E+13
450	20	60	450	0 135-0000-322.50-00	1.35E+13
51875	125	125	51750	0 135-0000-322.50-00	1.35E+13
390	20	50	370	0 135-0000-322.50-00	1.35E+13
5	5	5	5	0 135-0000-349.35-00	1.35E+13
250	250	250	250	0 001-0000-349.65-01	1E+11
200	50	50	200	0 110-0000-329.00-00	1.1E+13
2650	50	50	2200	50 110-0000-349.30-00	1.1E+13
525	75	75	525	0 110-0000-329.00-00	1.1E+13
1250	125	250	1250	0 110-0000-349.30-00	1.1E+13
900	50	125	900	0 110-0000-329.00-00	1.1E+13
950	50	125	950	0 110-0000-349.30-00	1.1E+13
3200	50	150	3125	75 110-0000-329.00-00	1.1E+13
2925	50	125	2800	125 110-0000-349.30-00	1.1E+13
125	50	75	75	0 110-0000-329.00-00	1.1E+13
125	50	75	50	0 110-0000-349.30-00	1.1E+13
150	50	50	150	0 110-0000-329.00-00	1.1E+13
150	50	50	100	0 110-0000-349.30-00	1.1E+13

15865	25	160	15545	160 115-0000-325.10-50	1.15E+13
1703.9	0.5	50	1678.9	0 135-0000-322.50-00	1.35E+13
366907.24	15	2084	362665.24	3312 000-0000-000.00-00	0
23540	20	20	23500	40 001-0000-325.00-00	1E+11
12350	65	65	12350	0 107-0000-349.30-00	1.07E+13
1987.5	37.5	37.5	1650	0 107-0000-349.30-00	1.07E+13
675	75	75	450	0 107-0000-349.30-00	1.07E+13
150	150	150	150	0 107-0000-349.30-00	1.07E+13
210	50	105	210	0 107-0000-349.30-00	1.07E+13
71495	55	110	69735	825 107-0000-349.30-00	1.07E+13
760	20	40	760	0 107-0000-349.30-00	1.07E+13
59755	50	55	58105	800 107-0000-349.30-00	1.07E+13
300	20	20	300	0 135-0000-322.50-00	1.35E+13
20	20	20	20	0 135-0000-322.50-00	1.35E+13
4895.25	1221	3674.25	4895.25	0 107-0000-344.94-00	1.07E+13
2495	37.5	170	2445	50 135-0000-322.30-00	1.35E+13
5515.19	0.23	31.26	5451.55	50.73 102-0000-322.10-00	1.02E+13
2040	300	900	2040	0 115-0000-325.10-50	1.15E+13
1125	75	75	675	75 001-0000-329.00-00	1E+11
225	75	75	150	0 001-0000-329.00-00	1E+11
69055	25	28765	69055	0 115-0000-325.10-50	1.15E+13
750	50	50	750	0 001-0000-325.00-00	1E+11
1240	20	20	1240	0 001-0000-325.00-00	1E+11
160	160	160	160	0 001-0000-349.30-07	1E+11
7820	20	20	7720	60 001-0000-325.00-00	1E+11
40	20	20	40	0 001-0000-325.00-00	1E+11
4100	20	40	4100	0 001-0000-325.00-00	1E+11
120	40	40	120	0 001-0000-325.00-00	1E+11
22390.49	1	269	21676.97	733.52 001-0000-325.00-00	1E+11
75	75	75	0	75 135-0000-329.05-00	1.35E+13
150	150	150	150	0 135-0000-329.00-00	1.35E+13
889	28	37.5	739	0 135-0000-329.00-00	1.35E+13
431.25	56.25	75	431.25	0 135-0000-329.00-00	1.35E+13
262.5	112.5	150	262.5	0 135-0000-329.00-00	1.35E+13
47633.77	208.38	10530	47633.77	0 159-0000-324.72-04	1.59E+13
299743.93	1308.78	66116	299743.93	0 158-0000-324.12-00	1.58E+13
2238.5	50	538.5	2238.5	0 135-0000-322.40-00	1.35E+13
3500	100	100	3100	100 135-0000-322.40-00	1.35E+13
750	150	450	750	0 135-0000-322.40-00	1.35E+13
500	5	5	465	10 135-0000-349.35-00	1.35E+13
5315.7	2	1515.67	3775.62	24.41 102-0000-329.16-05	1.02E+13
7938	2	2273.5	5628.73	35.77 102-0000-329.16-06	1.02E+13
30755.9	3011.9	5601.7	30755.9	0 135-0000-322.30-00	1.35E+13
30874.7	42	11179.7	30874.7	0 135-0000-322.40-00	1.35E+13
1480	20	20	1400	20 135-0000-322.50-00	1.35E+13
70	20	50	70	0 135-0000-322.50-00	1.35E+13
280	20	60	280	0 135-0000-322.50-00	1.35E+13

70	5	15	70	0 135-0000-349.35-00	1.35E+13
15768	376	4130	15768	0 155-0000-324.72-01	1.55E+13
3378	3378	3378	3378	0 155-0000-324.72-01	1.55E+13
191.46	3.76	41.3	191.46	0 001-0000-341.90-10	1E+11
37715.14	671.47	4862	37715.14	0 151-0000-324.12-00	1.51E+13
150	75	75	150	0 110-0000-349.30-00	1.1E+13
26714.96	466.56	3380	26714.96	0 157-0000-324.72-02	1.57E+13
13450.51	164.69	8288	13450.51	0 157-0000-324.72-03	1.57E+13
13154.56	25.48	1702	13154.56	0 001-0000-341.90-10	1E+11
14380	25	2270	12010	50 110-0000-329.00-00	1.1E+13
6000	50	375	5700	150 110-0000-349.30-00	1.1E+13
750	50	375	750	0 110-0000-329.00-00	1.1E+13
150	75	75	150	0 110-0000-329.00-00	1.1E+13
500	250	250	500	0 110-0000-349.30-00	1.1E+13
550	50	125	550	0 110-0000-329.00-00	1.1E+13
550	50	125	550	0 110-0000-349.30-00	1.1E+13
625	75	325	625	0 110-0000-329.00-00	1.1E+13
725	50	375	725	0 110-0000-349.30-00	1.1E+13
75	75	75	75	0 110-0000-329.00-00	1.1E+13
50	50	50	50	0 110-0000-349.30-00	1.1E+13
35179.69	631.58	4580	35179.69	0 150-0000-324.12-00	1.5E+13
117905.56	12391	20920.28	117905.56	0 001-0000-347.10-00	1E+11
1721.04	180.82	305.34	1721.04	0 001-0000-369.90-00	1E+11
527590.36	20	151566.8	373638.68	2384.88 000-0000-000.00-00	0
73781.12	7905.12	13175.2	73781.12	0 152-0000-324.62-00	1.52E+13
37.5	37.5	37.5	37.5	0 107-0000-349.30-00	1.07E+13
75	75	75	75	0 107-0000-349.30-00	1.07E+13
1540	55	55	1375	0 107-0000-349.30-00	1.07E+13
380	20	20	340	0 107-0000-349.30-00	1.07E+13
850	50	50	800	0 107-0000-349.30-00	1.07E+13
100	20	20	100	0 135-0000-322.50-00	1.35E+13
245	20	145	245	0 135-0000-322.50-00	1.35E+13
20	20	20	20	0 135-0000-322.50-00	1.35E+13
40	20	20	40	0 135-0000-322.50-00	1.35E+13
408473.25	537.75	83847.75	323689.5	0 107-0000-344.94-00	1.07E+13
375	37.5	50	375	0 135-0000-322.30-00	1.35E+13
25015.62	196.49	3540	25015.62	0 156-0000-324.22-00	1.56E+13
6206.1	104.36	2900	6206.1	0 156-0000-324.22-02	1.56E+13
214.37	16.64	70.54	214.37	0 001-0000-369.90-00	1E+11
475.35	1.18	104	475.35	0 001-0000-369.90-00	1E+11
1512.54	12.93	653	1512.54	0 001-0000-369.90-00	1E+11
7920.97	0.3	2273.5	5611.7	35.77 102-0000-322.10-00	1.02E+13
427265.05	11849.7	52360	427265.05	0 153-0000-324.32-00	1.53E+13
21705.69	1684.96	7141.94	21705.69	0 154-0000-324.32-00	1.54E+13
260	30	50	260	0 420-0000-349.50-00	4.2E+13
16454.48	144.92	11200	16454.48	0 150-0000-324.12-01	1.5E+13
18132.77	181.22	11943	18132.77	0 151-0000-324.12-01	1.51E+13

197085.13	1103.25	79135	197085.13	0	153-0000-324.32-01	1.53E+13
41300	3100	25000	16300	0	115-0000-325.10-50	1.15E+13
20	20	20	20	0	001-0000-325.00-00	1E+11
40886	20	13024.9	27655.6	13230.4	001-0000-325.00-00	1E+11
1762.5	56.25	131.25	1650	0	135-0000-329.05-00	1.35E+13
27034	1	37.5	26968.5	0	135-0000-329.00-00	1.35E+13
19406	56	75	19406	0	135-0000-329.00-00	1.35E+13
7612.5	112.5	150	7500	0	135-0000-329.00-00	1.35E+13
3000	300	300	3000	0	135-0000-329.00-00	1.35E+13
5550	75	200	5475	0	135-0000-329.05-00	1.35E+13
4360	75	150	4285	0	107-0000-349.30-00	1.07E+13
189625.46	145.8	623.7	189625.46	0	159-0000-324.71-04	1.59E+13
1191706.22	913.28	3918.38	1191706.2	0	158-0000-324.11-00	1.58E+13
120240	230	390	117480	2760	107-0000-349.30-00	1.07E+13
63000	50	50	62350	600	135-0000-322.30-00	1.35E+13
6372.45	5	42.5	6307.45	60	135-0000-349.35-00	1.35E+13
17715.21	2	58.86	17557.23	157.98	102-0000-329.16-05	1.02E+13
26569.12	2	88.29	26332.16	236.96	102-0000-329.16-06	1.02E+13
339913.2	124.6	1105.6	339913.2	0	135-0000-322.30-00	1.35E+13
60.84	20	40.84	60.84	0	135-0000-322.50-00	1.35E+13
611	20	229.1	611	0	135-0000-322.50-00	1.35E+13
520	20	100	520	0	135-0000-322.50-00	1.35E+13
105	5	5	105	0	135-0000-349.35-00	1.35E+13
1097280	2032	2032	1097280	0	155-0000-324.71-01	1.55E+13
24851.36	20.32	81.28	24851.36	0	001-0000-341.90-10	1E+11
151623.9	206.55	486.03	150360.14	157.97	151-0000-324.11-00	1.51E+13
120853.72	143.62	441.7	119352.68	187.63	157-0000-324.71-02	1.57E+13
140981.7	143.65	1325.12	131224.94	0	157-0000-324.71-03	1.57E+13
75069.55	47.72	336.04	72892.15	36.29	001-0000-341.90-10	1E+11
1100	50	50	1100	0	110-0000-329.00-00	1.1E+13
750	50	50	750	0	110-0000-349.30-00	1.1E+13
75	75	75	75	0	110-0000-329.00-00	1.1E+13
750	125	125	750	0	110-0000-349.30-00	1.1E+13
1050	50	50	1050	0	110-0000-329.00-00	1.1E+13
1050	50	50	1050	0	110-0000-349.30-00	1.1E+13
132210.81	143.65	388.66	131434.81	97	150-0000-324.11-00	1.5E+13
806150.3	617.63	2652.76	806150.3	0	001-0000-347.10-00	1E+11
7968.22	6.1	26.2	7968.22	0	001-0000-369.90-00	1E+11
479.36	0.01	75	479.36	0	135-0000-322.50-00	1.35E+13
12530	10	10	12400	120	001-0000-325.00-00	1E+11
183.6	183.6	183.6	183.6	0	000-0000-000.00-00	0
1770973.28	20	5886.24	1755175	15798.32	000-0000-000.00-00	0
409190.2	558.8	1314.52	405774.12	427.01	152-0000-324.61-00	1.52E+13
19687.5	37.5	37.5	19462.5	0	107-0000-349.30-00	1.07E+13
5775	75	75	5775	0	107-0000-349.30-00	1.07E+13
1050	150	150	1050	0	107-0000-349.30-00	1.07E+13
900	300	300	900	0	107-0000-349.30-00	1.07E+13



50	50	50	50	0 107-0000-349.30-00	1.07E+13
29145	55	105	28485	660 107-0000-349.30-00	1.07E+13
10500	20	20	10260	240 107-0000-349.30-00	1.07E+13
300	50	50	300	0 107-0000-349.30-00	1.07E+13
420	20	20	420	0 135-0000-322.50-00	1.35E+13
420	20	20	420	0 135-0000-322.50-00	1.35E+13
1702951	383	5528	1686382.5	15293 107-0000-344.94-00	1.07E+13
18366.53	3.33	317.2	18041.53	150 135-0000-322.30-00	1.35E+13
101783.31	149.5	299.32	101183.39	74.99 156-0000-324.21-00	1.56E+13
115773.96	149.5	897.96	111874.48	0 156-0000-324.21-01	1.56E+13
5039.75	1.29	19.42	5039.75	0 001-0000-369.90-00	1E+11
1874.3	1.44	6.16	1874.3	0 001-0000-369.90-00	1E+11
11779.16	9.02	38.7	11779.16	0 001-0000-369.90-00	1E+11
26585.79	0.3	88.29	26348.83	236.96 102-0000-322.10-00	1.02E+13
193025.61	5	1056.68	193025.61	39.57 120-0000-343.40-20	1.2E+13
1415432.46	1928.23	4537	1403636.3	1474.52 153-0000-324.31-00	1.53E+13
9000	900	900	9000	0 115-0000-325.10-50	1.15E+13
510838.77	130.6	1966.28	510838.77	0 154-0000-324.31-00	1.54E+13
26225	5	120	26225	15 420-0000-349.50-00	4.2E+13
126005	5	400	126005	0 120-0000-343.40-90	1.2E+13
150770.5	194	1166	145726.5	0 150-0000-324.11-01	1.5E+13
174078.17	206.55	1458.08	165547.79	0 151-0000-324.11-01	1.51E+13
471041.79	558.88	3943.56	448837.27	0 152-0000-324.61-01	1.52E+13
1622092.89	1928.23	13611	1545417.9	0 153-0000-324.31-01	1.53E+13
2700	75	75	2700	0 001-0000-329.00-00	1E+11
300	75	75	300	0 001-0000-329.00-00	1E+11
300	300	300	300	0 001-0000-329.00-00	1E+11
29520	250	6600	29520	0 115-0000-325.10-50	1.15E+13
200	20	60	200	0 001-0000-325.00-00	1E+11
25060	20	20	24800	240 001-0000-325.00-00	1E+11
2220	20	20	2180	40 001-0000-325.00-00	1E+11
40	40	40	40	0 001-0000-325.00-00	1E+11
177902.11	23.8	527.88	176276.92	1625.19 001-0000-325.00-00	1E+11
1368.75	56.25	75	1087.5	0 135-0000-329.05-00	1.35E+13
4303	28	56	3704.5	0 135-0000-329.00-00	1.35E+13
2456	56	75	2231.25	0 135-0000-329.00-00	1.35E+13
825	112.5	150	825	0 135-0000-329.00-00	1.35E+13
525	225	300	525	0 135-0000-329.00-00	1.35E+13
475	75	100	475	0 135-0000-329.05-00	1.35E+13
2185	75	150	1800	0 107-0000-349.30-00	1.07E+13
250	50	100	200	50 135-0000-322.40-00	1.35E+13
26660	160	390	25250	720 107-0000-349.30-00	1.07E+13
48757.5	3.75	5	47376.25	663.75 135-0000-349.35-00	1.35E+13
18947.6	2	24.44	18633.6	180 102-0000-329.16-05	1.02E+13
19418.79	2	36.66	19104.34	180.35 102-0000-329.16-06	1.02E+13
140.5	140.5	140.5	140.5	0 135-0000-322.30-00	1.35E+13
63.1	63.1	63.1	63.1	0 135-0000-322.40-00	1.35E+13

193522.5	15	57.5	187995	2687.5	135-0000-322.50-00	1.35E+13
272.5	20	75	197.5	75	135-0000-322.50-00	1.35E+13
52031.25	93.75	125	51843.75	93.75	135-0000-322.50-00	1.35E+13
86.25	6.25	20	46.25	40	135-0000-322.50-00	1.35E+13
350	50	50	350	0	001-0000-349.65-01	1E+11
225	75	75	225	0	110-0000-349.30-00	1.1E+13
100	50	50	100	0	110-0000-329.00-00	1.1E+13
900	50	50	700	0	110-0000-349.30-00	1.1E+13
1800	75	75	1800	0	110-0000-329.00-00	1.1E+13
5375	125	500	5375	0	110-0000-349.30-00	1.1E+13
10750	50	1375	10750	0	110-0000-329.00-00	1.1E+13
11450	50	1375	11450	0	110-0000-349.30-00	1.1E+13
575	50	125	575	0	110-0000-329.00-00	1.1E+13
8150	75	1325	8000	75	110-0000-329.00-00	1.1E+13
8825	50	1325	8650	50	110-0000-349.30-00	1.1E+13
1050	75	100	1050	0	110-0000-329.00-00	1.1E+13
875	50	75	875	0	110-0000-329.00-00	1.1E+13
850	50	125	850	0	110-0000-349.30-00	1.1E+13
100	50	50	100	0	110-0000-329.00-00	1.1E+13
100	50	50	100	0	110-0000-349.30-00	1.1E+13
75	75	75	75	0	110-0000-349.30-00	1.1E+13
50	50	50	50	0	110-0000-349.30-00	1.1E+13
45440	160	320	39200	6240	115-0000-325.10-50	1.15E+13
2024.48	1	50	1924.48	25	135-0000-322.50-00	1.35E+13
347682.73	15	2444	343505.24	2718.46	000-0000-000.00-00	0
26860	20	20	26780	80	001-0000-325.00-00	1E+11
13585	65	65	13585	0	107-0000-349.30-00	1.07E+13
1650	37.5	75	1312.5	0	107-0000-349.30-00	1.07E+13
75	75	75	0	0	107-0000-349.30-00	1.07E+13
84315	55	55	81730	1540	107-0000-349.30-00	1.07E+13
1380	20	20	1340	20	107-0000-349.30-00	1.07E+13
75790	25	65	71690	3250	107-0000-349.30-00	1.07E+13
60	20	20	60	0	135-0000-322.50-00	1.35E+13
20	20	20	20	0	135-0000-322.50-00	1.35E+13
675.5	214	461.5	675.5	0	107-0000-344.94-00	1.07E+13
225	37.5	50	187.5	37.5	135-0000-322.30-00	1.35E+13
5232.64	0.23	36.66	5169.81	42.79	102-0000-322.10-00	1.02E+13
5058	129	900	5058	0	115-0000-325.10-50	1.15E+13
975	75	75	900	0	001-0000-329.00-00	1E+11
40100	3000	12000	40100	0	115-0000-325.10-50	1.15E+13
15880	20	40	15360	360	001-0000-325.00-00	1E+11
3680	20	20	3520	160	001-0000-325.00-00	1E+11
5480	40	40	5200	240	001-0000-325.00-00	1E+11
40	40	40	40	0	001-0000-325.00-00	1E+11
21536.41	1	169	20879.01	657.4	001-0000-325.00-00	1E+11
56.25	56.25	56.25	0	0	135-0000-329.05-00	1.35E+13
532	28	28	308	0	135-0000-329.00-00	1.35E+13

393.75	56.25	56.25	337.5	0	135-0000-329.00-00	1.35E+13
36019.82	382.73	19782.02	35426.8	593.02	159-0000-324.72-04	1.59E+13
226438.07	2403.88	124626.7	222682.35	3755.72	158-0000-324.12-00	1.58E+13
1437.52	37.5	150	1437.52	0	135-0000-322.40-00	1.35E+13
50	50	50	50	0	135-0000-322.30-00	1.35E+13
4900	75	100	4700	100	135-0000-322.40-00	1.35E+13
150	150	150	150	0	135-0000-322.40-00	1.35E+13
507.5	3.75	5	481.25	13.75	135-0000-349.35-00	1.35E+13
3841.13	2	1433.61	3789.7	51.43	102-0000-329.16-05	1.02E+13
5734.36	2	2150.41	5658.18	76.18	102-0000-329.16-06	1.02E+13
25534.1	1729.2	2532	25534.1	0	135-0000-322.30-00	1.35E+13
47071	20	16281.5	47071	0	135-0000-322.40-00	1.35E+13
1465	15	115	1400	35	135-0000-322.50-00	1.35E+13
75	37.5	37.5	75	0	135-0000-322.50-00	1.35E+13
50	50	50	50	0	001-0000-349.65-01	1E+11
66836.44	643.65	28772.69	65630.47	1205.97	151-0000-324.12-00	1.51E+13
60741.38	584.94	26148.22	59645.34	1096.04	157-0000-324.72-02	1.57E+13
5334.26	755.33	3070.06	5334.26	0	157-0000-324.72-03	1.57E+13
18585.38	93.75	5410.24	17794.24	791.14	001-0000-341.90-10	1E+11
21240	50	5050	21160	0	110-0000-329.00-00	1.1E+13
3200	50	100	3100	0	110-0000-349.30-00	1.1E+13
2318.62	75	310	2318.62	0	110-0000-329.00-00	1.1E+13
50	50	50	50	0	110-0000-329.00-00	1.1E+13
100	50	50	100	0	110-0000-349.30-00	1.1E+13
53445.75	514.68	23007.74	52481.39	964.36	150-0000-324.12-00	1.5E+13
15706.04	1682.79	2243.72	15706.04	0	001-0000-347.10-00	1E+11
229.04	24.54	32.72	229.04	0	001-0000-369.90-00	1E+11
35	35	35	35	0	135-0000-322.50-00	1.35E+13
20	10	10	20	0	001-0000-325.00-00	1E+11
15.5	15.5	15.5	15.5	0	000-0000-000.00-00	0
381031.9	30	143360.8	375953.03	5078.87	000-0000-000.00-00	0
62234.41	1744.89	45948.77	62234.41	0	152-0000-324.62-00	1.52E+13
37.5	37.5	37.5	37.5	0	107-0000-349.30-00	1.07E+13
2255	55	55	2145	55	107-0000-349.30-00	1.07E+13
480	20	20	460	0	107-0000-349.30-00	1.07E+13
1400	50	50	1350	0	107-0000-349.30-00	1.07E+13
487751	1580.25	122111.3	485951	0	107-0000-344.94-00	1.07E+13
37.5	37.5	37.5	37.5	0	135-0000-322.30-00	1.35E+13
41572.32	398.58	17787.17	41572.32	0	156-0000-324.22-00	1.56E+13
2745.6	304.36	2105.66	2745.6	0	156-0000-324.22-02	1.56E+13
1323.21	4.5	675.68	1312.1	11.11	001-0000-369.90-00	1E+11
630.63	2.16	341.91	625.24	5.39	001-0000-369.90-00	1E+11
2043.79	3.9	1230.88	2006.7	37.09	001-0000-369.90-00	1E+11
5716.64	0.45	2150.41	5640.46	76.18	102-0000-322.10-00	1.02E+13
2163.36	270.42	270.42	2163.36	0	120-0000-343.40-20	1.2E+13
786033.81	2362.5	291220.3	736119.4	49914.41	153-0000-324.32-00	1.53E+13
133975.63	455.63	68413.23	132850.98	1124.65	154-0000-324.32-00	1.54E+13

240	30	30	240	0 420-0000-349.50-00	4.2E+13
1600	200	200	1600	0 120-0000-343.40-90	1.2E+13
4693.72	664.62	2701.39	4693.72	0 150-0000-324.12-01	1.5E+13
5869.59	831.1	3378.17	5869.59	0 151-0000-324.12-01	1.51E+13
149958.17	29694	77541.3	149958.17	0 153-0000-324.32-01	1.53E+13
20	20	20	20	0 001-0000-325.00-00	1E+11
39317.53	20	13713.6	38764.89	552.64 001-0000-325.00-00	1E+11
93.75	93.75	93.75	93.75	0 135-0000-329.05-00	1.35E+13
21878.5	28	37.5	21430.5	0 135-0000-329.00-00	1.35E+13
11510.5	56	75	11229.25	0 135-0000-329.00-00	1.35E+13
6112	112	150	5662	0 135-0000-329.00-00	1.35E+13
3150	225	300	3150	0 135-0000-329.00-00	1.35E+13
1950	450	600	1950	0 135-0000-329.00-00	1.35E+13
3675	75	200	3075	0 135-0000-329.05-00	1.35E+13
16205	75	85	15745	0 107-0000-349.30-00	1.07E+13
242580.85	145.8	623.7	241836.65	148.84 159-0000-324.71-04	1.59E+13
1527080.52	156.28	3918.38	1522392.6	937.58 158-0000-324.11-00	1.58E+13
210840	230	550	205780	4600 107-0000-349.30-00	1.07E+13
74775	37.5	150	73850	787.5 135-0000-322.30-00	1.35E+13
100	100	100	100	0 135-0000-322.40-00	1.35E+13
7537.93	3.75	5.43	7445.43	78.75 135-0000-349.35-00	1.35E+13
21037.33	2	58.06	20760.48	251.1 102-0000-329.16-05	1.02E+13
31549.97	2	87.09	31134.71	376.63 102-0000-329.16-06	1.02E+13
421537.5	117.7	1105.6	421037.2	500.3 135-0000-322.30-00	1.35E+13
605.7	105.6	500.1	605.7	0 135-0000-322.40-00	1.35E+13
225	15	15	225	0 135-0000-322.50-00	1.35E+13
573.4	20	295.9	573.4	0 135-0000-322.50-00	1.35E+13
20.42	20.42	20.42	20.42	0 135-0000-322.50-00	1.35E+13
2513584	2032	8128	2503424	2032 155-0000-324.71-01	1.55E+13
250	250	250	250	0 001-0000-349.65-01	1E+11
31943.04	20.32	81.28	31841.44	20.32 001-0000-341.90-10	1E+11
50	50	50	0	0 001-0000-349.65-01	1E+11
150	150	150	150	0 001-0000-349.65-01	1E+11
332041.26	206.55	486.03	330218.66	364.52 151-0000-324.11-00	1.51E+13
75	75	75	75	0 110-0000-349.30-00	1.1E+13
302050.15	143.65	441.7	300393.75	331.28 157-0000-324.71-02	1.57E+13
222288.88	331.28	1325.12	222288.88	0 157-0000-324.71-03	1.57E+13
132727.51	47.72	336.04	132307.46	84.01 001-0000-341.90-10	1E+11
50	50	50	50	0 110-0000-329.00-00	1.1E+13
265556.66	194.5	388.66	264099.16	291.5 150-0000-324.11-00	1.5E+13
1034498.31	617.63	2652.76	1031324.1	634.84 001-0000-347.10-00	1E+11
10217.3	6.1	26.2	10185.95	6.27 001-0000-369.90-00	1E+11
360.92	0.03	61.25	340.27	0 135-0000-322.50-00	1.35E+13
16260	10	10	16040	200 001-0000-325.00-00	1E+11
395.8	54.5	74.7	118.8	277 000-0000-000.00-00	0
2102853.82	15	5806.24	2075169	25109.34 000-0000-000.00-00	0
899033.3	558.88	1314.52	894103.85	985.89 152-0000-324.61-00	1.52E+13

30937.5	37.5	75	29512.5	37.5	107-0000-349.30-00	1.07E+13
8100	75	75	7725	0	107-0000-349.30-00	1.07E+13
4800	150	150	4650	0	107-0000-349.30-00	1.07E+13
1500	300	300	1500	0	107-0000-349.30-00	1.07E+13
1200	600	600	1200	0	107-0000-349.30-00	1.07E+13
100	50	50	100	0	107-0000-349.30-00	1.07E+13
50380	55	55	49170	1100	107-0000-349.30-00	1.07E+13
18280	20	20	17840	400	107-0000-349.30-00	1.07E+13
100	50	50	100	0	107-0000-349.30-00	1.07E+13
2090519.5	598	5528	2064830	23100.5	107-0000-344.94-00	1.07E+13
14322.14	20.42	243.8	13984.64	37.5	135-0000-322.30-00	1.35E+13
204510.23	149.5	299.32	203387.78	224.49	156-0000-324.21-00	1.56E+13
150857.28	224.49	897.96	150857.28	0	156-0000-324.21-01	1.56E+13
6153.1	1.29	69.36	6145.11	1.29	001-0000-369.90-00	1E+11
2398.78	1.44	6.16	2391.43	1.47	001-0000-369.90-00	1E+11
15092.1	9.02	38.7	15045.8	9.26	001-0000-369.90-00	1E+11
31551.35	0.23	87.09	31136.09	376.63	102-0000-322.10-00	1.02E+13
238336.38	8.67	1061.68	237568.04	432.1	120-0000-343.40-20	1.2E+13
3096162.23	1928.23	4537	3079148.5	3402.75	153-0000-324.31-00	1.53E+13
13800	300	2700	13800	0	115-0000-325.10-50	1.15E+13
616146.1	130.61	1966.28	615337.11	130.61	154-0000-324.31-00	1.54E+13
30185	5	120	30140	5	420-0000-349.50-00	4.2E+13
230079.58	57.08	800	229079.58	200	120-0000-343.40-90	1.2E+13
195888	291.5	1166	195888	0	150-0000-324.11-01	1.5E+13
244592.92	364.52	1458.08	244592.92	0	151-0000-324.11-01	1.51E+13
661532.19	985.89	3943.56	661532.19	0	152-0000-324.61-01	1.52E+13
2290050.75	3402.75	13611	2290050.8	0	153-0000-324.31-01	1.53E+13
1500	75	75	1500	0	001-0000-329.00-00	1E+11
225	75	75	225	0	001-0000-329.00-00	1E+11
300	300	300	0	0	001-0000-329.00-00	1E+11
50050	3100	8100	50050	0	115-0000-325.10-50	1.15E+13
300	20	20	300	0	001-0000-325.00-00	1E+11
32540	20	20	32100	400	001-0000-325.00-00	1E+11
1940	20	20	1840	60	001-0000-325.00-00	1E+11
216378.85	20	946.66	213541.09	2563.23	001-0000-325.00-00	1E+11
9493.75	25	75	7693.75	0	135-0000-329.05-00	1.35E+13
3948	28	56	2968	28	135-0000-329.00-00	1.35E+13
2137.5	56.25	56.25	1856.25	0	135-0000-329.00-00	1.35E+13
1575	112.5	112.5	1125	0	135-0000-329.00-00	1.35E+13
1800	225	225	1125	0	135-0000-329.00-00	1.35E+13
450	450	450	450	0	135-0000-329.00-00	1.35E+13
150	75	75	150	0	135-0000-329.05-00	1.35E+13
2000	75	85	1445	0	107-0000-349.30-00	1.07E+13
112.5	37.5	37.5	37.5	75	135-0000-322.40-00	1.35E+13
35540	180	390	33490	230	107-0000-349.30-00	1.07E+13
37.5	37.5	37.5	0	0	135-0000-322.30-00	1.35E+13
46683.75	3.75	7.5	45371.25	513.75	135-0000-349.35-00	1.35E+13

20052.84	2	23.59	19806.48	150.36	102-0000-329.16-05	1.02E+13
20455.28	2	35.39	20202.73	156.55	102-0000-329.16-06	1.02E+13
267.2	267.2	267.2	0	0	135-0000-322.30-00	1.35E+13
190855.9	15	90	185448.4	2055	135-0000-322.50-00	1.35E+13
75	37.5	37.5	75	0	135-0000-322.50-00	1.35E+13
60000	93.75	93.75	59062.5	937.5	135-0000-322.50-00	1.35E+13
100	50	50	100	0	001-0000-349.65-01	1E+11
75	75	75	75	0	110-0000-349.30-00	1.1E+13
84.01	84.01	84.01	84.01	0	001-0000-341.90-10	1E+11
345	25	80	345	0	110-0000-329.00-00	1.1E+13
850	50	50	800	50	110-0000-349.30-00	1.1E+13
2625	75	75	2625	0	110-0000-329.00-00	1.1E+13
7450	125	325	7375	0	110-0000-349.30-00	1.1E+13
1125	75	150	1125	0	110-0000-329.00-00	1.1E+13
11795.83	50	1233.33	11795.83	0	110-0000-329.00-00	1.1E+13
12070.83	50	1308.33	12070.83	0	110-0000-349.30-00	1.1E+13
691.67	75	616.67	691.67	0	110-0000-329.00-00	1.1E+13
7562.5	75	1137.5	7037.5	0	110-0000-329.00-00	1.1E+13
9037.5	50	1187.5	8162.5	0	110-0000-349.30-00	1.1E+13
200	200	200	200	0	110-0000-329.00-00	1.1E+13
300	75	75	300	0	110-0000-329.00-00	1.1E+13
300	50	125	300	0	110-0000-349.30-00	1.1E+13
100	50	50	100	0	110-0000-329.00-00	1.1E+13
250	50	125	250	0	110-0000-349.30-00	1.1E+13
48640	160	320	44000	4640	115-0000-325.10-50	1.15E+13
915.1	15	37.5	875.1	0	135-0000-322.50-00	1.35E+13
365631.62	15	2359.32	360685.2	4281.42	000-0000-000.00-00	0
33780	20	20	33340	420	001-0000-325.00-00	1E+11
23520	55	65	22935	520	107-0000-349.30-00	1.07E+13
1200	37.5	37.5	825	0	107-0000-349.30-00	1.07E+13
75	75	75	75	0	107-0000-349.30-00	1.07E+13
150	150	150	150	0	107-0000-349.30-00	1.07E+13
50	50	50	50	0	107-0000-349.30-00	1.07E+13
109890	55	110	103510	880	107-0000-349.30-00	1.07E+13
2060	20	20	1980	20	107-0000-349.30-00	1.07E+13
89500	50	50	83050	1750	107-0000-349.30-00	1.07E+13
2100	37.5	75	1687.5	300	135-0000-322.30-00	1.35E+13
1650	50	50	1650	0	135-0000-322.50-00	1.35E+13
5510.24	0.23	35.39	5435.68	64.35	102-0000-322.10-00	1.02E+13
2700	900	900	2700	0	115-0000-325.10-50	1.15E+13
900	75	75	750	0	001-0000-329.00-00	1E+11
242500	3500	155900	242500	0	115-0000-325.10-50	1.15E+13
24660	20	20	22920	80	001-0000-325.00-00	1E+11
1500	20	20	1420	0	001-0000-325.00-00	1E+11
4240	40	40	3920	0	001-0000-325.00-00	1E+11
120	40	40	120	0	001-0000-325.00-00	1E+11
26943.27	1	469	25991.18	952.09	001-0000-325.00-00	1E+11

112.5	56.25	56.25	112.5	0 135-0000-329.05-00	1.35E+13
112	28	28	56	0 135-0000-329.00-00	1.35E+13
56.25	56.25	56.25	56.25	0 135-0000-329.00-00	1.35E+13
1002.3	1002.3	1002.3	1002.3	0 159-0000-324.72-04	1.59E+13
6226.8	6226.8	6226.8	6226.8	0 158-0000-324.12-00	1.58E+13
587.5	37.5	100	537.5	50 135-0000-322.40-00	1.35E+13
2250	75	75	2250	0 135-0000-322.40-00	1.35E+13
2100	2100	2100	2100	0 135-0000-322.40-00	1.35E+13
300	3.75	3.75	296.25	0 135-0000-349.35-00	1.35E+13
4387.68	2	1466.21	4387.68	0 102-0000-329.16-05	1.02E+13
6561.28	2	2199.32	6561.28	0 102-0000-329.16-06	1.02E+13
45466.3	6573	8515.8	45466.3	0 135-0000-322.30-00	1.35E+13
53559.3	49	23526.6	53559.3	0 135-0000-322.40-00	1.35E+13
795	15	15	780	0 135-0000-322.50-00	1.35E+13
1749.6	1749.6	1749.6	1749.6	0 151-0000-324.12-00	1.51E+13
1590	1590	1590	1590	0 157-0000-324.72-02	1.57E+13
620.7	620.7	620.7	620.7	0 001-0000-341.90-10	1E+11
22480	50	4740	22430	0 110-0000-329.00-00	1.1E+13
2400	50	100	2350	0 110-0000-349.30-00	1.1E+13
565	75	250	315	250 110-0000-329.00-00	1.1E+13
1399.2	1399.2	1399.2	1399.2	0 150-0000-324.12-00	1.5E+13
436281.14	15	146621.1	436281.14	0 000-0000-000.00-00	0
1485	55	55	1485	0 107-0000-349.30-00	1.07E+13
320	20	20	320	0 107-0000-349.30-00	1.07E+13
200	50	50	200	0 107-0000-349.30-00	1.07E+13
130965	1590	106875	130965	0 107-0000-344.94-00	1.07E+13
4560.9	4560.9	4560.9	4560.9	0 156-0000-324.22-00	1.56E+13
75	75	75	75	0 001-0000-369.90-00	1E+11
39	39	39	39	0 001-0000-369.90-00	1E+11
61.5	61.5	61.5	61.5	0 001-0000-369.90-00	1E+11
6544.34	0.23	2199.32	6544.34	0 102-0000-322.10-00	1.02E+13
32085	32085	32085	32085	0 153-0000-324.32-00	1.53E+13
7593.9	7593.9	7593.9	7593.9	0 154-0000-324.32-00	1.54E+13
62043.75	20	22492.79	62043.75	0 001-0000-325.00-00	1E+11
843.75	56.25	112.5	450	0 135-0000-329.05-00	1.35E+13
18564	28	28	11928	28 135-0000-329.00-00	1.35E+13
9956.25	56.25	56.25	5231.25	56.25 135-0000-329.00-00	1.35E+13
5962.5	112.5	112.5	2812.5	0 135-0000-329.00-00	1.35E+13
5400	225	225	1800	0 135-0000-329.00-00	1.35E+13
900	450	450	450	0 135-0000-329.00-00	1.35E+13
7000	75	150	3925	0 135-0000-329.05-00	1.35E+13
8595	75	85	5445	75 107-0000-349.30-00	1.07E+13
239836.77	130.61	1741.11	155782.86	76954.23 159-0000-324.71-04	1.59E+13
1491669.04	913.28	3918.38	973682.85	473353.05 158-0000-324.11-00	1.58E+13
343490	180	450	318980	23050 107-0000-349.30-00	1.07E+13
70162.5	37.5	37.5	66000	3675 135-0000-322.30-00	1.35E+13
8291.75	3.75	41.25	7875.5	367.5 135-0000-349.35-00	1.35E+13

28018.28	2	85.36	26770.6	1230.13	102-0000-329.16-05	1.02E+13
42022.58	2	128.04	40151.15	1845.09	102-0000-329.16-06	1.02E+13
566341.7	63.9	1105.6	555848.2	9427.8	135-0000-322.30-00	1.35E+13
5167.5	15	52.5	5167.5	0	135-0000-322.50-00	1.35E+13
2670048	2032	8128	1641856	942848	155-0000-324.71-01	1.55E+13
30439.36	20.32	81.28	20259.04	9265.92	001-0000-341.90-10	1E+11
150	150	150	0	0	001-0000-349.65-01	1E+11
341920.29	364.52	486.08	202794.72	122479.14	151-0000-324.11-00	1.51E+13
375	75	75	150	0	110-0000-349.30-00	1.1E+13
311070.26	331.28	441.7	184633.2	111308.64	157-0000-324.71-02	1.57E+13
213304.79	331.28	1325.12	156214.46	54771.37	157-0000-324.71-03	1.57E+13
132875	84.01	336.04	86333.98	42200.52	001-0000-341.90-10	1E+11
273717.44	291.5	388.66	162462.48	97943.16	150-0000-324.11-00	1.5E+13
1010820.51	617.63	2652.76	660390.25	320216.15	001-0000-347.10-00	1E+11
10045.38	6.1	66.27	6523.6	3223.37	001-0000-369.90-00	1E+11
228.76	0.01	37.5	228.76	0	135-0000-322.50-00	1.35E+13
21780	10	10	20780	970	001-0000-325.00-00	1E+11
2801165.83	15	8536.2	2676406.1	123004.59	000-0000-000.00-00	0
926536.6	985.89	1314.52	549469.36	332044.93	152-0000-324.61-00	1.52E+13
28287.5	12.5	37.5	14187.5	37.5	107-0000-349.30-00	1.07E+13
9075	75	75	4050	75	107-0000-349.30-00	1.07E+13
4950	150	150	1950	0	107-0000-349.30-00	1.07E+13
2700	300	300	600	0	107-0000-349.30-00	1.07E+13
600	600	600	0	0	107-0000-349.30-00	1.07E+13
900	50	100	550	0	107-0000-349.30-00	1.07E+13
80575	55	110	75075	5335	107-0000-349.30-00	1.07E+13
29280	20	20	27280	1940	107-0000-349.30-00	1.07E+13
150	50	50	150	0	107-0000-349.30-00	1.07E+13
2841258	450	5528	2717087.5	119778	107-0000-344.94-00	1.07E+13
5197.5	30	75	3847.5	112.5	135-0000-322.30-00	1.35E+13
210796.11	224.49	299.32	125115.76	75428.64	156-0000-324.21-00	1.56E+13
144796.05	224.49	897.96	106333.43	36891.19	156-0000-324.21-01	1.56E+13
7070.3	1.26	19.42	4041.61	2818.04	001-0000-369.90-00	1E+11
2346.02	1.29	6.16	1531.38	744.38	001-0000-369.90-00	1E+11
14749.75	9.02	38.7	9643.54	4665.49	001-0000-369.90-00	1E+11
42017.64	0.23	128.04	40146.21	1845.09	102-0000-322.10-00	1.02E+13
156018.32	40.83	1081.68	149063.28	1287.98	120-0000-343.40-20	1.2E+13
3198585	3402.75	4537	1896466	1146726.8	153-0000-324.31-00	1.53E+13
16200	900	900	16200	0	115-0000-325.10-50	1.15E+13
716069.58	130.61	1966.28	409398.41	285375.21	154-0000-324.31-00	1.54E+13
27785	5	120	20240	6760	420-0000-349.50-00	4.2E+13
299016.66	200	800	265416.66	23600	120-0000-343.40-90	1.2E+13
188307.67	291.5	1166	138072.78	48194.39	150-0000-324.11-01	1.5E+13
235480.26	364.52	1458.08	172661.18	60267.44	151-0000-324.11-01	1.51E+13
637870.83	985.89	3943.56	466983.23	163986.37	152-0000-324.61-01	1.52E+13
2193639.5	3402.75	13611	1607232.3	562588	153-0000-324.31-01	1.53E+13
1200	75	75	750	0	001-0000-329.00-00	1E+11



75	75	75	0	0 001-0000-329.00-00	1E+11
28000	3100	6100	13000	0 115-0000-325.10-50	1.15E+13
94.6	20	34.6	94.6	0 001-0000-325.00-00	1E+11
43640	20	20	41620	1960 001-0000-325.00-00	1E+11
4020	20	20	3840	180 001-0000-325.00-00	1E+11
364134.49	20	1089.74	347686.09	16153.86 001-0000-325.00-00	1E+11
98321329.4	0.01	291220.3	91472572	5694939.9	

Fiscal Year

2017	2017	2017AddAF	2017AF
2017	2017	2017AddA0	2017A0
2017	2017	2017AddA1	2017A1
2017	2017	2017AddA2	2017A2
2017	2017	2017AddA3	2017A3
2017	2017	2017AddA4	2017A4
2017	2017	2017AddA5	2017A5
2017	2017	2017AddB4	2017B4
2017	2017	2017AddB5	2017B5
2017	2017	2017AddCP	2017CP
2017	2017	2017AddCV	2017CV
2017	2017	2017AddC6	2017C6
2017	2017	2017AddDB	2017DB
2017	2017	2017AddDC	2017DC
2017	2017	2017AddD3	2017D3
2017	2017	2017AddD4	2017D4
2017	2017	2017AddD5	2017D5
2017	2017	2017AddD6	2017D6
2017	2017	2017AddJA	2017JA
2017	2017	2017AddJB	2017JB
2017	2017	2017AddJC	2017JC
2017	2017	2017AddJD	2017JD
2017	2017	2017AddJE	2017JE
2017	2017	2017AddJG	2017JG
2017	2017	2017AddJH	2017JH
2017	2017	2017AddJJ	2017JJ
2017	2017	2017AddJK	2017JK
2017	2017	2017AddJM	2017JM
2017	2017	2017AddJN	2017JN
2017	2017	2017AddJP	2017JP
2017	2017	2017AddJQ	2017JQ
2017	2017	2017AddLC	2017LC
2017	2017	2017AddMI	2017MP
2017	2017	2017AddNC	2017NC
2017	2017	2017AddN1	2017N1
2017	2017	2017AddPF	2017PF
2017	2017	2017AddPN	2017PN
2017	2017	2017AddPZ	2017PZ
2017	2017	2017AddP1	2017P1
2017	2017	2017AddP2	2017P2
2017	2017	2017AddP3	2017P3
2017	2017	2017AddP7	2017P7
2017	2017	2017AddP8	2017P8
2017	2017	2017AddQ1	2017Q1
2017	2017	2017AddQ2	2017Q2

2017	2017	2017AddRP	2017RP
2017	2017	2017AddR2	2017R2
2017	2017	2017AddR3	2017R3
2017	2017	2017AddR4	2017R4
2017	2017	2017AddSR	2017SR
2017	2017	2017AddTR	2017TR
2017	2017	2017AddZA	2017ZA
2017	2017	2017AddZH	2017ZH
2017	2017	2017AddZN	2017ZN
2017	2017	2017AddZO	2017ZO
2017	2017	2017AddZR	2017ZR
2017	2017	2017AddZ1	2017Z1
2017	2017	2017AddZ2	2017Z2
2017	2017	2017AddZ6	2017Z6
2017	2017	2017AddZ7	2017Z7
2017	2017	2017AddZ9	2017Z9
2017	2017	2017ComAf	2017AF
2017	2017	2017ComA:	2017A1
2017	2017	2017ComA:	2017A3
2017	2017	2017ComC(	2017CG
2017	2017	2017ComCJ	2017CJ
2017	2017	2017ComCf	2017CP
2017	2017	2017ComC:	2017C2
2017	2017	2017ComC(	2017C6
2017	2017	2017ComC:	2017C7
2017	2017	2017ComDI	2017DB
2017	2017	2017ComD(	2017DC
2017	2017	2017ComD:	2017D2
2017	2017	2017ComD:	2017D3
2017	2017	2017ComD:	2017D4
2017	2017	2017ComD(	2017D6
2017	2017	2017ComD:	2017D7
2017	2017	2017ComFI	2017FI
2017	2017	2017ComF1	2017F1
2017	2017	2017ComGI	2017GI
2017	2017	2017ComGI	2017GL
2017	2017	2017ComIF	2017IF
2017	2017	2017ComJA	2017JA
2017	2017	2017ComJB	2017JB
2017	2017	2017ComJC	2017JC
2017	2017	2017ComJE	2017JD
2017	2017	2017ComJE	2017JE
2017	2017	2017ComJG	2017JG
2017	2017	2017ComJH	2017JH
2017	2017	2017ComJI	2017JI
2017	2017	2017ComJJ	2017JJ
2017	2017	2017ComJK	2017JK

2017	2017	2017ComJL	2017JL
2017	2017	2017ComJM	2017JM
2017	2017	2017ComJN	2017JN
2017	2017	2017ComLE	2017LE
2017	2017	2017ComM	2017MP
2017	2017	2017ComN1	2017N1
2017	2017	2017ComPC	2017PC
2017	2017	2017ComPF	2017PF
2017	2017	2017ComQ1	2017Q1
2017	2017	2017ComQ2	2017Q2
2017	2017	2017ComQ3	2017Q3
2017	2017	2017ComQ4	2017Q4
2017	2017	2017ComQ5	2017Q5
2017	2017	2017ComQ6	2017Q6
2017	2017	2017ComRC	2017RC
2017	2017	2017ComRH	2017RH
2017	2017	2017ComSA	2017SA
2017	2017	2017ComSC	2017SC
2017	2017	2017ComSF	2017SF
2017	2017	2017ComSG	2017SG
2017	2017	2017ComSJ	2017SJ
2017	2017	2017ComSR	2017SR
2017	2017	2017ComTI	2017TI
2017	2017	2017ComT2	2017T2
2017	2017	2017ComUI	2017UF
2017	2017	2017ComW	2017W1
2017	2017	2017ComW	2017W2
2017	2017	2017ComW	2017W4
2017	2017	2017ComZA	2017ZA
2017	2017	2017ComZN	2017ZN
2017	2017	2017ComZ1	2017Z1
2017	2017	2017ComZ3	2017Z3
2017	2017	2017ComZ4	2017Z4
2017	2017	2017ComZ9	2017Z9
2017	2017	2017ResAF	2017AF
2017	2017	2017ResA0	2017A0
2017	2017	2017ResA1	2017A1
2017	2017	2017ResA2	2017A2
2017	2017	2017ResA3	2017A3
2017	2017	2017ResA4	2017A4
2017	2017	2017ResA5	2017A5
2017	2017	2017ResB2	2017B2
2017	2017	2017ResB5	2017B5
2017	2017	2017ResCF	2017CF
2017	2017	2017ResCH	2017CH
2017	2017	2017ResCK	2017CK
2017	2017	2017ResCP	2017CP

2017	2017	2017ResC1	2017C1
2017	2017	2017ResC6	2017C6
2017	2017	2017ResDB	2017DB
2017	2017	2017ResDC	2017DC
2017	2017	2017ResD1	2017D1
2017	2017	2017ResD3	2017D3
2017	2017	2017ResD4	2017D4
2017	2017	2017ResD6	2017D6
2017	2017	2017ResD7	2017D7
2017	2017	2017ResEF	2017EF
2017	2017	2017ResES	2017ES
2017	2017	2017ResFJ	2017FJ
2017	2017	2017ResGK	2017GK
2017	2017	2017ResGV	2017GM
2017	2017	2017ResIF	2017IF
2017	2017	2017ResJA	2017JA
2017	2017	2017ResJD	2017JD
2017	2017	2017ResJE	2017JE
2017	2017	2017ResJF	2017JF
2017	2017	2017ResJG	2017JG
2017	2017	2017ResJH	2017JH
2017	2017	2017ResJJ	2017JJ
2017	2017	2017ResJK	2017JK
2017	2017	2017ResJP	2017JP
2017	2017	2017ResLF	2017LF
2017	2017	2017ResLI	2017LI
2017	2017	2017ResLJ	2017LJ
2017	2017	2017ResMF	2017MP
2017	2017	2017ResN1	2017N1
2017	2017	2017ResPC	2017PC
2017	2017	2017ResPF	2017PF
2017	2017	2017ResPS	2017PS
2017	2017	2017ResP1	2017P1
2017	2017	2017ResP2	2017P2
2017	2017	2017ResP3	2017P3
2017	2017	2017ResP4	2017P4
2017	2017	2017ResQ1	2017Q1
2017	2017	2017ResQ2	2017Q2
2017	2017	2017ResQ6	2017Q6
2017	2017	2017ResRH	2017RH
2017	2017	2017ResRP	2017RP
2017	2017	2017ResSB	2017SB
2017	2017	2017ResSE	2017SE
2017	2017	2017ResSF	2017SF
2017	2017	2017ResSG	2017SG
2017	2017	2017ResSJ	2017SJ
2017	2017	2017ResSR	2017SR

2017	2017	2017ResSW	2017SW
2017	2017	2017ResTJ	2017TJ
2017	2017	2017ResTR	2017TR
2017	2017	2017ResT2	2017T2
2017	2017	2017ResT3	2017T3
2017	2017	2017ResUF	2017UF
2017	2017	2017ResWI	2017WI
2017	2017	2017ResW5	2017W5
2017	2017	2017ResW6	2017W6
2017	2017	2017ResW7	2017W7
2017	2017	2017ResW8	2017W8
2017	2017	2017ResZA	2017ZA
2017	2017	2017ResZB	2017ZB
2017	2017	2017ResZC	2017ZC
2017	2017	2017ResZH	2017ZH
2017	2017	2017ResZN	2017ZN
2017	2017	2017ResZR	2017ZR
2017	2017	2017ResZ3	2017Z3
2017	2017	2017ResZ4	2017Z4
2017	2017	2017ResZ9	2017Z9
2018	2018	2018AddAF	2018AF
2018	2018	2018AddA1	2018A1
2018	2018	2018AddA2	2018A2
2018	2018	2018AddA3	2018A3
2018	2018	2018AddA4	2018A4
2018	2018	2018AddA5	2018A5
2018	2018	2018AddB2	2018B2
2018	2018	2018AddB5	2018B5
2018	2018	2018AddCF	2018CF
2018	2018	2018AddCP	2018CP
2018	2018	2018AddCV	2018CV
2018	2018	2018AddC6	2018C6
2018	2018	2018AddDB	2018DB
2018	2018	2018AddDC	2018DC
2018	2018	2018AddD3	2018D3
2018	2018	2018AddD4	2018D4
2018	2018	2018AddD5	2018D5
2018	2018	2018AddD6	2018D6
2018	2018	2018AddEN	2018EN
2018	2018	2018AddFI	2018FI
2018	2018	2018AddF1	2018F1
2018	2018	2018AddGI	2018GI
2018	2018	2018AddIF	2018IF
2018	2018	2018AddJA	2018JA
2018	2018	2018AddJB	2018JB
2018	2018	2018AddJD	2018JD
2018	2018	2018AddJE	2018JE

2018	2018	2018AddJG	2018JG
2018	2018	2018AddJH	2018JH
2018	2018	2018AddJJ	2018JJ
2018	2018	2018AddJK	2018JK
2018	2018	2018AddJM	2018JM
2018	2018	2018AddJN	2018JN
2018	2018	2018AddJP	2018JP
2018	2018	2018AddJQ	2018JQ
2018	2018	2018AddLC	2018LC
2018	2018	2018AddLE	2018LE
2018	2018	2018AddMI	2018MP
2018	2018	2018AddPF	2018PF
2018	2018	2018AddPZ	2018PZ
2018	2018	2018AddP1	2018P1
2018	2018	2018AddP2	2018P2
2018	2018	2018AddP7	2018P7
2018	2018	2018AddP9	2018P9
2018	2018	2018AddQ1	2018Q1
2018	2018	2018AddQ3	2018Q3
2018	2018	2018AddRH	2018RH
2018	2018	2018AddRP	2018RP
2018	2018	2018AddR2	2018R2
2018	2018	2018AddSF	2018SF
2018	2018	2018AddSR	2018SR
2018	2018	2018AddTI	2018TI
2018	2018	2018AddTR	2018TR
2018	2018	2018AddT2	2018T2
2018	2018	2018AddZA	2018ZA
2018	2018	2018AddZB	2018ZB
2018	2018	2018AddZH	2018ZH
2018	2018	2018AddZN	2018ZN
2018	2018	2018AddZO	2018ZO
2018	2018	2018AddZR	2018ZR
2018	2018	2018AddZ1	2018Z1
2018	2018	2018AddZ2	2018Z2
2018	2018	2018AddZ5	2018Z5
2018	2018	2018AddZ6	2018Z6
2018	2018	2018AddZ7	2018Z7
2018	2018	2018AddZ9	2018Z9
2018	2018	2018ComAf	2018AF
2018	2018	2018ComA:	2018A1
2018	2018	2018ComA:	2018A2
2018	2018	2018ComA:	2018A3
2018	2018	2018ComB:	2018B5
2018	2018	2018ComC:	2018CG
2018	2018	2018ComCJ	2018CJ
2018	2018	2018ComCf	2018CP

2018	2018	2018ComC2	2018C2
2018	2018	2018ComC5	2018C5
2018	2018	2018ComC6	2018C6
2018	2018	2018ComDI	2018DB
2018	2018	2018ComD0	2018DC
2018	2018	2018ComD1	2018D2
2018	2018	2018ComD1	2018D3
2018	2018	2018ComD4	2018D4
2018	2018	2018ComD6	2018D6
2018	2018	2018ComD1	2018D7
2018	2018	2018ComFI	2018FI
2018	2018	2018ComGI	2018GI
2018	2018	2018ComGI	2018GL
2018	2018	2018ComIF	2018IF
2018	2018	2018ComJA	2018JA
2018	2018	2018ComJB	2018JB
2018	2018	2018ComJC	2018JC
2018	2018	2018ComJD	2018JD
2018	2018	2018ComJE	2018JE
2018	2018	2018ComJG	2018JG
2018	2018	2018ComJH	2018JH
2018	2018	2018ComJJ	2018JJ
2018	2018	2018ComJK	2018JK
2018	2018	2018ComJM	2018JM
2018	2018	2018ComJN	2018JN
2018	2018	2018ComJP	2018JP
2018	2018	2018ComJC	2018JQ
2018	2018	2018ComJS	2018JS
2018	2018	2018ComLE	2018LE
2018	2018	2018ComM	2018MP
2018	2018	2018ComN1	2018N1
2018	2018	2018ComPC	2018PC
2018	2018	2018ComPF	2018PF
2018	2018	2018ComP7	2018P7
2018	2018	2018ComP8	2018P8
2018	2018	2018ComP9	2018P9
2018	2018	2018ComQ1	2018Q1
2018	2018	2018ComQ1	2018Q2
2018	2018	2018ComQ1	2018Q3
2018	2018	2018ComQ1	2018Q5
2018	2018	2018ComQ1	2018Q6
2018	2018	2018ComRH	2018RH
2018	2018	2018ComRF	2018RP
2018	2018	2018ComSA	2018SA
2018	2018	2018ComSC	2018SC
2018	2018	2018ComSF	2018SF
2018	2018	2018ComSC	2018SG



2018	2018	2018ComSJ	2018SJ
2018	2018	2018ComSF	2018SR
2018	2018	2018ComTI	2018TI
2018	2018	2018ComT2	2018T2
2018	2018	2018ComUI	2018UF
2018	2018	2018ComW	2018W1
2018	2018	2018ComW	2018W2
2018	2018	2018ComW	2018W4
2018	2018	2018ComZ1	2018ZH
2018	2018	2018ComZ1	2018ZN
2018	2018	2018ComZ1	2018Z1
2018	2018	2018ComZ3	2018Z3
2018	2018	2018ComZ4	2018Z4
2018	2018	2018ComZ9	2018Z9
2018	2018	2018ResAF	2018AF
2018	2018	2018ResA1	2018A1
2018	2018	2018ResA2	2018A2
2018	2018	2018ResA3	2018A3
2018	2018	2018ResA4	2018A4
2018	2018	2018ResA5	2018A5
2018	2018	2018ResB5	2018B5
2018	2018	2018ResCF	2018CF
2018	2018	2018ResCG	2018CG
2018	2018	2018ResCH	2018CH
2018	2018	2018ResCJ	2018CJ
2018	2018	2018ResCK	2018CK
2018	2018	2018ResCV	2018CV
2018	2018	2018ResC1	2018C1
2018	2018	2018ResC6	2018C6
2018	2018	2018ResDB	2018DB
2018	2018	2018ResDC	2018DC
2018	2018	2018ResD1	2018D1
2018	2018	2018ResD3	2018D3
2018	2018	2018ResD4	2018D4
2018	2018	2018ResD6	2018D6
2018	2018	2018ResD7	2018D7
2018	2018	2018ResED	2018ED
2018	2018	2018ResEF	2018EF
2018	2018	2018ResES	2018ES
2018	2018	2018ResE5	2018E5
2018	2018	2018ResFJ	2018FJ
2018	2018	2018ResGK	2018GK
2018	2018	2018ResGL	2018GL
2018	2018	2018ResGV	2018GM
2018	2018	2018ResIC	2018IC
2018	2018	2018ResIF	2018IF
2018	2018	2018ResJA	2018JA

2018	2018	2018ResJB	2018JB
2018	2018	2018ResJD	2018JD
2018	2018	2018ResJE	2018JE
2018	2018	2018ResJF	2018JF
2018	2018	2018ResJG	2018JG
2018	2018	2018ResJH	2018JH
2018	2018	2018ResJI	2018JI
2018	2018	2018ResJJ	2018JJ
2018	2018	2018ResJK	2018JK
2018	2018	2018ResLF	2018LF
2018	2018	2018ResLI	2018LI
2018	2018	2018ResLJ	2018LJ
2018	2018	2018ResME	2018ME
2018	2018	2018ResMF	2018MP
2018	2018	2018ResN1	2018N1
2018	2018	2018ResPC	2018PC
2018	2018	2018ResPF	2018PF
2018	2018	2018ResPS	2018PS
2018	2018	2018ResP1	2018P1
2018	2018	2018ResP2	2018P2
2018	2018	2018ResP3	2018P3
2018	2018	2018ResP4	2018P4
2018	2018	2018ResP6	2018P6
2018	2018	2018ResP7	2018P7
2018	2018	2018ResP8	2018P8
2018	2018	2018ResP9	2018P9
2018	2018	2018ResQ1	2018Q1
2018	2018	2018ResQ2	2018Q2
2018	2018	2018ResQ6	2018Q6
2018	2018	2018ResRH	2018RH
2018	2018	2018ResRP	2018RP
2018	2018	2018ResSB	2018SB
2018	2018	2018ResSC	2018SC
2018	2018	2018ResSE	2018SE
2018	2018	2018ResSF	2018SF
2018	2018	2018ResSG	2018SG
2018	2018	2018ResSJ	2018SJ
2018	2018	2018ResSR	2018SR
2018	2018	2018ResSW	2018SW
2018	2018	2018ResTJ	2018TJ
2018	2018	2018ResTR	2018TR
2018	2018	2018ResT2	2018T2
2018	2018	2018ResT3	2018T3
2018	2018	2018ResUF	2018UF
2018	2018	2018ResWI	2018WI
2018	2018	2018ResW1	2018W1
2018	2018	2018ResW2	2018W2

2018	2018	2018ResW3	2018W3
2018	2018	2018ResW4	2018W4
2018	2018	2018ResW5	2018W5
2018	2018	2018ResW6	2018W6
2018	2018	2018ResW7	2018W7
2018	2018	2018ResW8	2018W8
2018	2018	2018ResZA	2018ZA
2018	2018	2018ResZB	2018ZB
2018	2018	2018ResZC	2018ZC
2018	2018	2018ResZH	2018ZH
2018	2018	2018ResZN	2018ZN
2018	2018	2018ResZR	2018ZR
2018	2018	2018ResZ2	2018Z2
2018	2018	2018ResZ3	2018Z3
2018	2018	2018ResZ4	2018Z4
2018	2018	2018ResZ5	2018Z5
2018	2018	2018ResZ9	2018Z9
2019	2019	2019AddAF	2019AF
2019	2019	2019AddA1	2019A1
2019	2019	2019AddA2	2019A2
2019	2019	2019AddA3	2019A3
2019	2019	2019AddB5	2019B5
2019	2019	2019AddCF	2019CF
2019	2019	2019AddCP	2019CP
2019	2019	2019AddCV	2019CV
2019	2019	2019AddC6	2019C6
2019	2019	2019AddDB	2019DB
2019	2019	2019AddDC	2019DC
2019	2019	2019AddD2	2019D2
2019	2019	2019AddD3	2019D3
2019	2019	2019AddD4	2019D4
2019	2019	2019AddD5	2019D5
2019	2019	2019AddD6	2019D6
2019	2019	2019AddD7	2019D7
2019	2019	2019AddE4	2019E4
2019	2019	2019AddJA	2019JA
2019	2019	2019AddJB	2019JB
2019	2019	2019AddJD	2019JD
2019	2019	2019AddJE	2019JE
2019	2019	2019AddJG	2019JG
2019	2019	2019AddJH	2019JH
2019	2019	2019AddJJ	2019JJ
2019	2019	2019AddJK	2019JK
2019	2019	2019AddJM	2019JM
2019	2019	2019AddJN	2019JN
2019	2019	2019AddJP	2019JP
2019	2019	2019AddJQ	2019JQ

2019	2019	2019AddLC	2019LC
2019	2019	2019AddMI	2019MP
2019	2019	2019AddPF	2019PF
2019	2019	2019AddPZ	2019PZ
2019	2019	2019AddP0	2019P0
2019	2019	2019AddP1	2019P1
2019	2019	2019AddP2	2019P2
2019	2019	2019AddP3	2019P3
2019	2019	2019AddP6	2019P6
2019	2019	2019AddP7	2019P7
2019	2019	2019AddP8	2019P8
2019	2019	2019AddP9	2019P9
2019	2019	2019AddQ1	2019Q1
2019	2019	2019AddQ2	2019Q2
2019	2019	2019AddRH	2019RH
2019	2019	2019AddRP	2019RP
2019	2019	2019AddSR	2019SR
2019	2019	2019AddTR	2019TR
2019	2019	2019AddZA	2019ZA
2019	2019	2019AddZB	2019ZB
2019	2019	2019AddZH	2019ZH
2019	2019	2019AddZN	2019ZN
2019	2019	2019AddZO	2019ZO
2019	2019	2019AddZR	2019ZR
2019	2019	2019AddZ2	2019Z2
2019	2019	2019AddZ3	2019Z3
2019	2019	2019AddZ5	2019Z5
2019	2019	2019AddZ6	2019Z6
2019	2019	2019AddZ9	2019Z9
2019	2019	2019ComAf	2019AF
2019	2019	2019ComA(	2019A0
2019	2019	2019ComA:	2019A1
2019	2019	2019ComA:	2019A2
2019	2019	2019ComA:	2019A3
2019	2019	2019ComC(	2019CG
2019	2019	2019ComCJ	2019CJ
2019	2019	2019ComCf	2019CP
2019	2019	2019ComC:	2019C2
2019	2019	2019ComC:	2019C5
2019	2019	2019ComCf	2019C6
2019	2019	2019ComDI	2019DB
2019	2019	2019ComD(	2019DC
2019	2019	2019ComD:	2019D1
2019	2019	2019ComD:	2019D2
2019	2019	2019ComD:	2019D3
2019	2019	2019ComD:	2019D4
2019	2019	2019ComD(	2019D6

2019	2019	2019ComD	2019D7
2019	2019	2019ComE	2019ED
2019	2019	2019ComE	2019EM
2019	2019	2019ComE	2019ES
2019	2019	2019ComF	2019FI
2019	2019	2019ComF	2019F1
2019	2019	2019ComG	2019GI
2019	2019	2019ComG	2019GL
2019	2019	2019ComI	2019IF
2019	2019	2019ComJ	2019JA
2019	2019	2019ComJ	2019JB
2019	2019	2019ComJ	2019JC
2019	2019	2019ComJ	2019JD
2019	2019	2019ComJ	2019JE
2019	2019	2019ComJ	2019JG
2019	2019	2019ComJ	2019JH
2019	2019	2019ComJ	2019JJ
2019	2019	2019ComJ	2019JK
2019	2019	2019ComJ	2019JM
2019	2019	2019ComJ	2019JN
2019	2019	2019ComL	2019LE
2019	2019	2019ComL	2019LI
2019	2019	2019ComL	2019LJ
2019	2019	2019ComP	2019PF
2019	2019	2019ComP	2019PR
2019	2019	2019ComP	2019P1
2019	2019	2019ComP	2019P2
2019	2019	2019ComP	2019P7
2019	2019	2019ComP	2019P8
2019	2019	2019ComP	2019P9
2019	2019	2019ComQ	2019Q1
2019	2019	2019ComQ	2019Q2
2019	2019	2019ComQ	2019Q3
2019	2019	2019ComQ	2019Q6
2019	2019	2019ComR	2019RH
2019	2019	2019ComR	2019RP
2019	2019	2019ComS	2019SA
2019	2019	2019ComS	2019SC
2019	2019	2019ComS	2019SF
2019	2019	2019ComS	2019SG
2019	2019	2019ComS	2019SJ
2019	2019	2019ComS	2019SR
2019	2019	2019ComT	2019TI
2019	2019	2019ComT	2019T2
2019	2019	2019ComU	2019UF
2019	2019	2019ComW	2019W1
2019	2019	2019ComW	2019W2

2019	2019	2019ComW	2019W4
2019	2019	2019ComZf	2019ZH
2019	2019	2019ComZg	2019Z3
2019	2019	2019ComZs	2019Z9
2019	2019	2019ResAF	2019AF
2019	2019	2019ResA1	2019A1
2019	2019	2019ResA2	2019A2
2019	2019	2019ResA3	2019A3
2019	2019	2019ResA4	2019A4
2019	2019	2019ResB5	2019B5
2019	2019	2019ResCF	2019CF
2019	2019	2019ResCH	2019CH
2019	2019	2019ResCK	2019CK
2019	2019	2019ResCV	2019CV
2019	2019	2019ResC1	2019C1
2019	2019	2019ResC6	2019C6
2019	2019	2019ResDB	2019DB
2019	2019	2019ResDC	2019DC
2019	2019	2019ResD1	2019D1
2019	2019	2019ResD3	2019D3
2019	2019	2019ResD4	2019D4
2019	2019	2019ResD6	2019D6
2019	2019	2019ResD7	2019D7
2019	2019	2019ResEF	2019EF
2019	2019	2019ResES	2019ES
2019	2019	2019ResFJ	2019FJ
2019	2019	2019ResGK	2019GK
2019	2019	2019ResGM	2019GM
2019	2019	2019ResIF	2019IF
2019	2019	2019ResJA	2019JA
2019	2019	2019ResJB	2019JB
2019	2019	2019ResJD	2019JD
2019	2019	2019ResJE	2019JE
2019	2019	2019ResJG	2019JG
2019	2019	2019ResJH	2019JH
2019	2019	2019ResLF	2019LF
2019	2019	2019ResLI	2019LI
2019	2019	2019ResLJ	2019LJ
2019	2019	2019ResMF	2019MP
2019	2019	2019ResN1	2019N1
2019	2019	2019ResPC	2019PC
2019	2019	2019ResPF	2019PF
2019	2019	2019ResPS	2019PS
2019	2019	2019ResP1	2019P1
2019	2019	2019ResP2	2019P2
2019	2019	2019ResP3	2019P3
2019	2019	2019ResP4	2019P4

2019	2019	2019ResP6	2019P6
2019	2019	2019ResP7	2019P7
2019	2019	2019ResP8	2019P8
2019	2019	2019ResP9	2019P9
2019	2019	2019ResQ2	2019Q2
2019	2019	2019ResQ6	2019Q6
2019	2019	2019ResRH	2019RH
2019	2019	2019ResRP	2019RP
2019	2019	2019ResSB	2019SB
2019	2019	2019ResSE	2019SE
2019	2019	2019ResSF	2019SF
2019	2019	2019ResSG	2019SG
2019	2019	2019ResSJ	2019SJ
2019	2019	2019ResSR	2019SR
2019	2019	2019ResSW	2019SW
2019	2019	2019ResTJ	2019TJ
2019	2019	2019ResTR	2019TR
2019	2019	2019ResT3	2019T3
2019	2019	2019ResUF	2019UF
2019	2019	2019ResWI	2019WI
2019	2019	2019ResW5	2019W5
2019	2019	2019ResW6	2019W6
2019	2019	2019ResW7	2019W7
2019	2019	2019ResW8	2019W8
2019	2019	2019ResZA	2019ZA
2019	2019	2019ResZB	2019ZB
2019	2019	2019ResZD	2019ZD
2019	2019	2019ResZH	2019ZH
2019	2019	2019ResZ2	2019Z2
2019	2019	2019ResZ3	2019Z3
2019	2019	2019ResZ4	2019Z4
2019	2019	2019ResZ6	2019Z6
2019	2019	2019ResZ9	2019Z9
2020	2020	2020AddAF	2020AF
2020	2020	2020AddA1	2020A1
2020	2020	2020AddA2	2020A2
2020	2020	2020AddA3	2020A3
2020	2020	2020AddA4	2020A4
2020	2020	2020AddB5	2020B5
2020	2020	2020AddCF	2020CF
2020	2020	2020AddCP	2020CP
2020	2020	2020AddCV	2020CV
2020	2020	2020AddC6	2020C6
2020	2020	2020AddDB	2020DB
2020	2020	2020AddDC	2020DC
2020	2020	2020AddD1	2020D1
2020	2020	2020AddD2	2020D2

2020	2020	2020AddD3	2020D3
2020	2020	2020AddD4	2020D4
2020	2020	2020AddD5	2020D5
2020	2020	2020AddD6	2020D6
2020	2020	2020AddEN	2020EN
2020	2020	2020AddF1	2020F1
2020	2020	2020AddJA	2020JA
2020	2020	2020AddJB	2020JB
2020	2020	2020AddJD	2020JD
2020	2020	2020AddJE	2020JE
2020	2020	2020AddJG	2020JG
2020	2020	2020AddJH	2020JH
2020	2020	2020AddJI	2020JI
2020	2020	2020AddJJ	2020JJ
2020	2020	2020AddJK	2020JK
2020	2020	2020AddJL	2020JL
2020	2020	2020AddJM	2020JM
2020	2020	2020AddJN	2020JN
2020	2020	2020AddJP	2020JP
2020	2020	2020AddJQ	2020JQ
2020	2020	2020AddJS	2020JS
2020	2020	2020AddJT	2020JT
2020	2020	2020AddLC	2020LC
2020	2020	2020AddMI	2020MP
2020	2020	2020AddPF	2020PF
2020	2020	2020AddPZ	2020PZ
2020	2020	2020AddP0	2020P0
2020	2020	2020AddP1	2020P1
2020	2020	2020AddP2	2020P2
2020	2020	2020AddP7	2020P7
2020	2020	2020AddP8	2020P8
2020	2020	2020AddP9	2020P9
2020	2020	2020AddQ1	2020Q1
2020	2020	2020AddQ2	2020Q2
2020	2020	2020AddRH	2020RH
2020	2020	2020AddRP	2020RP
2020	2020	2020AddSR	2020SR
2020	2020	2020AddTR	2020TR
2020	2020	2020AddZA	2020ZA
2020	2020	2020AddZH	2020ZH
2020	2020	2020AddZO	2020ZO
2020	2020	2020AddZ2	2020Z2
2020	2020	2020AddZ5	2020Z5
2020	2020	2020AddZ6	2020Z6
2020	2020	2020AddZ9	2020Z9
2020	2020	2020ComA1	2020AF
2020	2020	2020ComA:	2020A1



2020	2020	2020ComA2	2020A2
2020	2020	2020ComC0	2020CG
2020	2020	2020ComCJ	2020CJ
2020	2020	2020ComCF	2020CP
2020	2020	2020ComC1	2020C1
2020	2020	2020ComC2	2020C2
2020	2020	2020ComC5	2020C5
2020	2020	2020ComC6	2020C6
2020	2020	2020ComDI	2020DB
2020	2020	2020ComD0	2020DC
2020	2020	2020ComD1	2020D1
2020	2020	2020ComD2	2020D2
2020	2020	2020ComD3	2020D3
2020	2020	2020ComD4	2020D4
2020	2020	2020ComE0	2020EN
2020	2020	2020ComFI	2020FI
2020	2020	2020ComGI	2020GI
2020	2020	2020ComGL	2020GL
2020	2020	2020ComIF	2020IF
2020	2020	2020ComJA	2020JA
2020	2020	2020ComJB	2020JB
2020	2020	2020ComJC	2020JC
2020	2020	2020ComJP	2020JP
2020	2020	2020ComJQ	2020JQ
2020	2020	2020ComLE	2020LE
2020	2020	2020ComLI	2020LI
2020	2020	2020ComLJ	2020LJ
2020	2020	2020ComM	2020MP
2020	2020	2020ComN1	2020N1
2020	2020	2020ComP0	2020PC
2020	2020	2020ComPF	2020PF
2020	2020	2020ComPR	2020PR
2020	2020	2020ComP1	2020P1
2020	2020	2020ComP7	2020P7
2020	2020	2020ComP8	2020P8
2020	2020	2020ComP9	2020P9
2020	2020	2020ComRH	2020RH
2020	2020	2020ComRF	2020RP
2020	2020	2020ComSA	2020SA
2020	2020	2020ComSC	2020SC
2020	2020	2020ComSF	2020SF
2020	2020	2020ComSG	2020SG
2020	2020	2020ComSJ	2020SJ
2020	2020	2020ComSR	2020SR
2020	2020	2020ComSV	2020SW
2020	2020	2020ComTI	2020TI
2020	2020	2020ComT2	2020T2

2020	2020	2020ComUI	2020UF
2020	2020	2020ComW	2020WI
2020	2020	2020ComW	2020W1
2020	2020	2020ComW	2020W2
2020	2020	2020ComW	2020W4
2020	2020	2020ComZ3	2020Z3
2020	2020	2020ComZ9	2020Z9
2020	2020	2020ResAF	2020AF
2020	2020	2020ResA1	2020A1
2020	2020	2020ResA2	2020A2
2020	2020	2020ResA3	2020A3
2020	2020	2020ResA4	2020A4
2020	2020	2020ResA5	2020A5
2020	2020	2020ResB5	2020B5
2020	2020	2020ResCF	2020CF
2020	2020	2020ResCH	2020CH
2020	2020	2020ResCK	2020CK
2020	2020	2020ResCV	2020CV
2020	2020	2020ResC1	2020C1
2020	2020	2020ResC2	2020C2
2020	2020	2020ResC6	2020C6
2020	2020	2020ResDB	2020DB
2020	2020	2020ResDC	2020DC
2020	2020	2020ResD1	2020D1
2020	2020	2020ResD2	2020D2
2020	2020	2020ResD3	2020D3
2020	2020	2020ResD4	2020D4
2020	2020	2020ResD6	2020D6
2020	2020	2020ResEF	2020EF
2020	2020	2020ResEP	2020EP
2020	2020	2020ResES	2020ES
2020	2020	2020ResE5	2020E5
2020	2020	2020ResE7	2020E7
2020	2020	2020ResFJ	2020FJ
2020	2020	2020ResF1	2020F1
2020	2020	2020ResGK	2020GK
2020	2020	2020ResGM	2020GM
2020	2020	2020ResIF	2020IF
2020	2020	2020ResJA	2020JA
2020	2020	2020ResLF	2020LF
2020	2020	2020ResLI	2020LI
2020	2020	2020ResLJ	2020LJ
2020	2020	2020ResMF	2020MP
2020	2020	2020ResN1	2020N1
2020	2020	2020ResPC	2020PC
2020	2020	2020ResPF	2020PF
2020	2020	2020ResPS	2020PS

2020	2020	2020ResP1	2020P1
2020	2020	2020ResP2	2020P2
2020	2020	2020ResP3	2020P3
2020	2020	2020ResP4	2020P4
2020	2020	2020ResP5	2020P5
2020	2020	2020ResP6	2020P6
2020	2020	2020ResP7	2020P7
2020	2020	2020ResP8	2020P8
2020	2020	2020ResP9	2020P9
2020	2020	2020ResRH	2020RH
2020	2020	2020ResRP	2020RP
2020	2020	2020ResSB	2020SB
2020	2020	2020ResSE	2020SE
2020	2020	2020ResSF	2020SF
2020	2020	2020ResSG	2020SG
2020	2020	2020ResSJ	2020SJ
2020	2020	2020ResSR	2020SR
2020	2020	2020ResSW	2020SW
2020	2020	2020ResTJ	2020TJ
2020	2020	2020ResTR	2020TR
2020	2020	2020ResT3	2020T3
2020	2020	2020ResUF	2020UF
2020	2020	2020ResWI	2020WI
2020	2020	2020ResW5	2020W5
2020	2020	2020ResW6	2020W6
2020	2020	2020ResW7	2020W7
2020	2020	2020ResW8	2020W8
2020	2020	2020ResZA	2020ZA
2020	2020	2020ResZB	2020ZB
2020	2020	2020ResZD	2020ZD
2020	2020	2020ResZH	2020ZH
2020	2020	2020ResZ2	2020Z2
2020	2020	2020ResZ3	2020Z3
2020	2020	2020ResZ4	2020Z4
2020	2020	2020ResZ9	2020Z9
2021	2021	2021AddAF	2021AF
2021	2021	2021AddA1	2021A1
2021	2021	2021AddA2	2021A2
2021	2021	2021AddA3	2021A3
2021	2021	2021AddA4	2021A4
2021	2021	2021AddA5	2021A5
2021	2021	2021AddB5	2021B5
2021	2021	2021AddCF	2021CF
2021	2021	2021AddCP	2021CP
2021	2021	2021AddCV	2021CV
2021	2021	2021AddC1	2021C1
2021	2021	2021AddC6	2021C6

2021	2021	2021AddDB	2021DB
2021	2021	2021AddDC	2021DC
2021	2021	2021AddD1	2021D1
2021	2021	2021AddD3	2021D3
2021	2021	2021AddD4	2021D4
2021	2021	2021AddD5	2021D5
2021	2021	2021AddEN	2021EN
2021	2021	2021AddF1	2021F1
2021	2021	2021AddIF	2021IF
2021	2021	2021AddJA	2021JA
2021	2021	2021AddJB	2021JB
2021	2021	2021AddJD	2021JD
2021	2021	2021AddJE	2021JE
2021	2021	2021AddJF	2021JF
2021	2021	2021AddJG	2021JG
2021	2021	2021AddJH	2021JH
2021	2021	2021AddJI	2021JI
2021	2021	2021AddJJ	2021JJ
2021	2021	2021AddJK	2021JK
2021	2021	2021AddJL	2021JL
2021	2021	2021AddJM	2021JM
2021	2021	2021AddJN	2021JN
2021	2021	2021AddJP	2021JP
2021	2021	2021AddJQ	2021JQ
2021	2021	2021AddLC	2021LC
2021	2021	2021AddMI	2021MP
2021	2021	2021AddPF	2021PF
2021	2021	2021AddPZ	2021PZ
2021	2021	2021AddP0	2021P0
2021	2021	2021AddP1	2021P1
2021	2021	2021AddP2	2021P2
2021	2021	2021AddP3	2021P3
2021	2021	2021AddP6	2021P6
2021	2021	2021AddP7	2021P7
2021	2021	2021AddP8	2021P8
2021	2021	2021AddP9	2021P9
2021	2021	2021AddRP	2021RP
2021	2021	2021AddR3	2021R3
2021	2021	2021AddSR	2021SR
2021	2021	2021AddTR	2021TR
2021	2021	2021AddZA	2021ZA
2021	2021	2021AddZH	2021ZH
2021	2021	2021AddZO	2021ZO
2021	2021	2021AddZ2	2021Z2
2021	2021	2021AddZ5	2021Z5
2021	2021	2021AddZ6	2021Z6
2021	2021	2021AddZ9	2021Z9

2021	2021	2021ComAf	2021AF
2021	2021	2021ComA1	2021A1
2021	2021	2021ComA2	2021A2
2021	2021	2021ComCg	2021CG
2021	2021	2021ComCj	2021CJ
2021	2021	2021ComCf	2021CP
2021	2021	2021ComC2	2021C2
2021	2021	2021ComC5	2021C5
2021	2021	2021ComC6	2021C6
2021	2021	2021ComDb	2021DB
2021	2021	2021ComDc	2021DC
2021	2021	2021ComD1	2021D1
2021	2021	2021ComD2	2021D2
2021	2021	2021ComD3	2021D3
2021	2021	2021ComFi	2021FI
2021	2021	2021ComGi	2021GI
2021	2021	2021ComIf	2021IF
2021	2021	2021ComJa	2021JA
2021	2021	2021ComJb	2021JB
2021	2021	2021ComJc	2021JC
2021	2021	2021ComLe	2021LE
2021	2021	2021ComPf	2021PF
2021	2021	2021ComP7	2021P7
2021	2021	2021ComP8	2021P8
2021	2021	2021ComP9	2021P9
2021	2021	2021ComRh	2021RH
2021	2021	2021ComSa	2021SA
2021	2021	2021ComSf	2021SF
2021	2021	2021ComSg	2021SG
2021	2021	2021ComSj	2021SJ
2021	2021	2021ComSr	2021SR
2021	2021	2021ComTi	2021TI
2021	2021	2021ComT2	2021T2
2021	2021	2021ComZ9	2021Z9
2021	2021	2021ResAf	2021AF
2021	2021	2021ResA1	2021A1
2021	2021	2021ResA2	2021A2
2021	2021	2021ResA3	2021A3
2021	2021	2021ResA4	2021A4
2021	2021	2021ResA5	2021A5
2021	2021	2021ResB5	2021B5
2021	2021	2021ResCf	2021CF
2021	2021	2021ResCh	2021CH
2021	2021	2021ResCk	2021CK
2021	2021	2021ResCv	2021CV
2021	2021	2021ResC1	2021C1
2021	2021	2021ResC6	2021C6

2021	2021	2021ResDB	2021DB
2021	2021	2021ResDC	2021DC
2021	2021	2021ResD1	2021D1
2021	2021	2021ResD3	2021D3
2021	2021	2021ResEF	2021EF
2021	2021	2021ResES	2021ES
2021	2021	2021ResE7	2021E7
2021	2021	2021ResFJ	2021FJ
2021	2021	2021ResF1	2021F1
2021	2021	2021ResGK	2021GK
2021	2021	2021ResGM	2021GM
2021	2021	2021ResIF	2021IF
2021	2021	2021ResLF	2021LF
2021	2021	2021ResLI	2021LI
2021	2021	2021ResLJ	2021LJ
2021	2021	2021ResMF	2021MP
2021	2021	2021ResN1	2021N1
2021	2021	2021ResPF	2021PF
2021	2021	2021ResPS	2021PS
2021	2021	2021ResP1	2021P1
2021	2021	2021ResP2	2021P2
2021	2021	2021ResP3	2021P3
2021	2021	2021ResP4	2021P4
2021	2021	2021ResP5	2021P5
2021	2021	2021ResP6	2021P6
2021	2021	2021ResP7	2021P7
2021	2021	2021ResP8	2021P8
2021	2021	2021ResP9	2021P9
2021	2021	2021ResRH	2021RH
2021	2021	2021ResRP	2021RP
2021	2021	2021ResSB	2021SB
2021	2021	2021ResSE	2021SE
2021	2021	2021ResSF	2021SF
2021	2021	2021ResSG	2021SG
2021	2021	2021ResSJ	2021SJ
2021	2021	2021ResSR	2021SR
2021	2021	2021ResSW	2021SW
2021	2021	2021ResTJ	2021TJ
2021	2021	2021ResTR	2021TR
2021	2021	2021ResT3	2021T3
2021	2021	2021ResUF	2021UF
2021	2021	2021ResWI	2021WI
2021	2021	2021ResW5	2021W5
2021	2021	2021ResW6	2021W6
2021	2021	2021ResW7	2021W7
2021	2021	2021ResW8	2021W8
2021	2021	2021ResZA	2021ZA

2021	2021	2021ResZB	2021ZB
2021	2021	2021ResZH	2021ZH
2021	2021	2021ResZ2	2021Z2
2021	2021	2021ResZ3	2021Z3
2021	2021	2021ResZ4	2021Z4
2021	2021	2021ResZ9	2021Z9

GL Revenue Account	FY	Year-to-Date	Master Fees	Variance
001-0000-325.00-00	FY16/17	\$307,359.86	\$316,715.21	\$9,355.35
001-0000-325.00-00	FY17/18	\$397,456.00	\$417,337.78	\$19,881.78
001-0000-325.00-00	FY18/19	\$312,627.21	\$318,858.60	\$6,231.39
001-0000-325.00-00	FY19/20	\$355,153.49	\$380,252.79	\$25,099.30
001-0000-325.00-00	FY20/21	\$511,622.61	\$586,956.11	\$75,333.50
001-0000-329.00-00	FY16/17	\$1,965.00	\$2,850.00	\$885.00
001-0000-329.00-00	FY17/18	\$4,050.00	\$6,150.00	\$2,100.00
001-0000-329.00-00	FY18/19	\$5,625.00	\$4,650.00	-\$975.00
001-0000-329.00-00	FY19/20	\$4,650.00	\$3,000.00	-\$1,650.00
001-0000-329.00-00	FY20/21	\$1,275.00	\$2,175.00	\$900.00
001-0000-341.90-10	FY16/17	\$59,773.56	\$81,485.35	\$21,711.79
001-0000-341.90-10	FY17/18	\$86,469.77	\$94,621.55	\$8,151.78
001-0000-341.90-10	FY18/19	\$82,942.06	\$113,266.93	\$30,324.87
001-0000-341.90-10	FY19/20	\$153,484.87	\$183,255.93	\$29,771.06
001-0000-341.90-10	FY20/21	\$169,101.37	\$164,019.07	-\$5,082.30
001-0000-347.10-00	FY16/17	\$3,986.25	\$558,082.87	\$554,096.62
001-0000-347.10-00	FY17/18	\$10,475.36	\$831,142.94	\$820,667.58
001-0000-347.10-00	FY20/21	\$3,865.74	#####	\$1,006,954.77
001-0000-349.30-07	FY16/17	\$74,615.00	\$81,465.00	\$6,850.00
001-0000-349.30-07	FY17/18	\$88,850.00	\$92,880.00	\$4,030.00
001-0000-349.30-07	FY18/19	\$12,540.00	\$160.00	-\$12,380.00
001-0000-349.30-07	FY19/20	\$480.00	\$0.00	-\$480.00
001-0000-349.65-01	FY16/17	\$7,710.00	\$0.00	-\$7,710.00
001-0000-349.65-01	FY17/18	\$6,070.00	\$100.00	-\$5,970.00
001-0000-349.65-01	FY18/19	\$14,455.00	\$250.00	-\$14,205.00
001-0000-349.65-01	FY19/20	\$22,428.49	\$850.00	-\$21,578.49
001-0000-349.65-01	FY20/21	\$31,100.00	\$250.00	-\$30,850.00
001-0000-369.90-00	FY16/17	\$22,528.74	\$22,609.07	\$80.33
001-0000-369.90-00	FY17/18	\$39,647.44	\$30,076.64	-\$9,570.80
001-0000-369.90-00	FY18/19	\$40,539.78	\$30,584.73	-\$9,955.05
001-0000-369.90-00	FY19/20	\$45,677.86	\$38,087.95	-\$7,589.91
001-0000-369.90-00	FY20/21	\$549,357.15	\$34,386.95	-\$514,970.20
102-0000-322.10-00	FY16/17	\$47,235.69	\$48,506.33	\$1,270.64
102-0000-322.10-00	FY17/18	\$39,399.13	\$40,406.60	\$1,007.47
102-0000-322.10-00	FY18/19	\$38,022.59	\$40,021.95	\$1,999.36
102-0000-322.10-00	FY19/20	\$40,604.83	\$42,500.63	\$1,895.80
102-0000-322.10-00	FY20/21	\$46,933.87	\$54,072.22	\$7,138.35
102-0000-329.16-05	FY16/17	\$15,403.58	\$40,895.22	\$25,491.64
102-0000-329.16-05	FY17/18	\$15,276.21	\$39,616.28	\$24,340.07
102-0000-329.16-05	FY18/19	\$13,972.21	\$40,481.54	\$26,509.33
102-0000-329.16-05	FY19/20	\$4,513.86	\$43,826.06	\$39,312.20
102-0000-329.16-05	FY20/21	\$5,026.27	\$52,458.80	\$47,432.53
102-0000-329.16-06	FY16/17	\$18,067.45	\$44,111.14	\$26,043.69
102-0000-329.16-06	FY17/18	\$12,807.71	\$51,303.07	\$38,495.36



102-0000-329.16-06 FY18/19	\$5,205.26	\$52,597.28	\$47,392.02
102-0000-329.16-06 FY19/20	\$5,619.35	\$56,703.12	\$51,083.77
102-0000-329.16-06 FY20/21	\$6,175.61	\$69,039.14	\$62,863.53
107-0000-344.94-00 FY16/17	#####	#####	\$57,696.74
107-0000-344.94-00 FY17/18	#####	#####	\$128,239.75
107-0000-344.94-00 FY18/19	#####	#####	\$53,794.50
107-0000-344.94-00 FY19/20	#####	#####	\$222,163.75
107-0000-344.94-00 FY20/21	#####	#####	\$178,143.00
107-0000-349.30-00 FY16/17	\$26,610.00	\$18,930.00	-\$7,680.00
107-0000-349.30-00 FY17/18	\$56,747.50	\$48,437.50	-\$8,310.00
107-0000-349.30-00 FY18/19	\$374,365.00	\$366,122.50	-\$8,242.50
107-0000-349.30-00 FY19/20	\$528,480.42	\$552,255.00	\$23,774.58
107-0000-349.30-00 FY20/21	\$709,582.08	\$774,592.50	\$65,010.42
110-0000-329.00-00 FY16/17	\$38,145.00	\$40,825.00	\$2,680.00
110-0000-329.00-00 FY17/18	\$19,703.59	\$37,128.65	\$17,425.06
110-0000-329.00-00 FY18/19	\$26,105.00	\$23,855.00	-\$2,250.00
110-0000-329.00-00 FY19/20	\$40,340.00	\$47,058.62	\$6,718.62
110-0000-329.00-00 FY20/21	\$48,546.12	\$47,790.00	-\$756.12
110-0000-349.30-00 FY16/17	\$33,115.00	\$26,710.00	-\$6,405.00
110-0000-349.30-00 FY17/18	\$49,170.40	\$35,543.65	-\$13,626.75
110-0000-349.30-00 FY18/19	\$36,415.06	\$18,575.00	-\$17,840.06
110-0000-349.30-00 FY19/20	\$45,375.00	\$31,225.00	-\$14,150.00
110-0000-349.30-00 FY20/21	\$47,645.83	\$32,808.33	-\$14,837.50
115-0000-325.10-50 FY16/17	\$428,875.00	\$461,635.00	\$32,760.00
115-0000-325.10-50 FY17/18	\$312,165.00	\$101,400.00	-\$210,765.00
115-0000-325.10-50 FY18/19	\$160,440.00	\$166,780.00	\$6,340.00
115-0000-325.10-50 FY19/20	\$124,828.00	\$154,448.00	\$29,620.00
115-0000-325.10-50 FY20/21	\$340,780.00	\$338,040.00	-\$2,740.00
120-0000-343.40-20 FY16/17	#####	\$151,125.05	#####
120-0000-343.40-20 FY17/18	#####	\$176,403.77	#####
120-0000-343.40-20 FY18/19	#####	\$193,025.61	#####
120-0000-343.40-20 FY19/20	#####	\$240,499.74	#####
120-0000-343.40-20 FY20/21	#####	\$156,018.32	#####
120-0000-343.40-90 FY16/17	\$84,100.00	\$107,738.33	\$23,638.33
120-0000-343.40-90 FY17/18	\$115,138.33	\$126,800.00	\$11,661.67
120-0000-343.40-90 FY18/19	\$118,500.00	\$126,005.00	\$7,505.00
120-0000-343.40-90 FY19/20	\$152,405.00	\$231,679.58	\$79,274.58
120-0000-343.40-90 FY20/21	\$308,979.58	\$299,016.66	-\$9,962.92
135-0000-322.30-00 FY16/17	#####	\$413,683.30	#####
135-0000-322.30-00 FY17/18	#####	\$440,667.93	#####
135-0000-322.30-00 FY18/19	#####	\$454,905.63	#####
135-0000-322.30-00 FY19/20	#####	\$536,621.74	#####
135-0000-322.30-00 FY20/21	#####	\$689,572.70	#####
135-0000-322.40-00 FY16/17	\$141,341.84	\$34,915.70	-\$106,426.14
135-0000-322.40-00 FY17/18	\$353,316.70	\$73,308.40	-\$280,008.30
135-0000-322.40-00 FY18/19	\$258,219.10	\$38,126.80	-\$220,092.30
135-0000-322.40-00 FY19/20	\$279,989.60	\$54,577.32	-\$225,412.28

135-0000-322.40-00 FY20/21	\$138,854.08	\$58,609.30	-\$80,244.78
135-0000-322.50-00 FY16/17	\$838,119.65	\$344,026.78	-\$494,092.87
135-0000-322.50-00 FY17/18	\$713,223.26	\$244,388.39	-\$468,834.87
135-0000-322.50-00 FY18/19	\$618,861.18	\$244,400.80	-\$374,460.38
135-0000-322.50-00 FY19/20	\$599,548.37	\$250,771.72	-\$348,776.65
135-0000-322.50-00 FY20/21	\$598,850.04	\$259,687.26	-\$339,162.78
135-0000-329.00-00 FY16/17	\$55,212.90	\$70,420.80	\$15,207.90
135-0000-329.00-00 FY17/18	\$72,782.50	\$110,287.00	\$37,504.50
135-0000-329.00-00 FY18/19	\$109,472.50	\$74,421.25	-\$35,051.25
135-0000-329.00-00 FY19/20	\$78,143.25	\$53,635.75	-\$24,507.50
135-0000-329.00-00 FY20/21	\$46,178.00	\$50,861.50	\$4,683.50
135-0000-329.05-00 FY16/17	\$21,380.00	\$26,395.00	\$5,015.00
135-0000-329.05-00 FY17/18	\$27,270.00	\$32,200.00	\$4,930.00
135-0000-329.05-00 FY18/19	\$40,565.00	\$18,237.50	-\$22,327.50
135-0000-329.05-00 FY19/20	\$21,400.00	\$5,668.75	-\$15,731.25
135-0000-329.05-00 FY20/21	\$6,631.25	\$17,600.00	\$10,968.75
135-0000-349.35-00 FY16/17	\$40,870.80	\$42,045.00	\$1,174.20
135-0000-349.35-00 FY17/18	\$50,860.00	\$52,535.00	\$1,675.00
135-0000-349.35-00 FY18/19	\$52,025.00	\$52,912.45	\$887.45
135-0000-349.35-00 FY19/20	\$55,149.33	\$56,802.93	\$1,653.60
135-0000-349.35-00 FY20/21	\$52,824.80	\$55,275.50	\$2,450.70
135-0000-369.90-00 FY16/17	\$2,472.97	\$810.30	-\$1,662.67
135-0000-369.90-00 FY17/18	\$1,986.22	\$100.45	-\$1,885.77
135-0000-369.90-00 FY18/19	\$2,273.06	\$0.00	-\$2,273.06
135-0000-369.90-00 FY19/20	\$224.94	\$0.00	-\$224.94
135-0000-369.90-00 FY20/21	\$942.76	\$0.00	-\$942.76
150-0000-324.11-00 FY16/17	\$63,018.00	\$87,134.16	\$24,116.16
150-0000-324.11-00 FY17/18	\$86,163.50	\$108,527.00	\$22,363.50
150-0000-324.11-00 FY18/19	\$110,670.50	\$132,210.81	\$21,540.31
150-0000-324.11-00 FY19/20	\$194,871.15	\$265,556.66	\$70,685.51
150-0000-324.11-00 FY20/21	\$248,654.92	\$273,717.44	\$25,062.52
150-0000-324.11-01 FY16/17	\$100,167.50	\$120,979.00	\$20,811.50
150-0000-324.11-01 FY17/18	\$137,706.00	\$137,414.00	-\$292.00
150-0000-324.11-01 FY18/19	\$119,812.00	\$150,770.50	\$30,958.50
150-0000-324.11-01 FY19/20	\$204,950.00	\$195,888.00	-\$9,062.00
150-0000-324.11-01 FY20/21	\$148,179.10	\$188,307.67	\$40,128.57
150-0000-324.12-00 FY16/17	\$11,590.87	\$28,816.58	\$17,225.71
150-0000-324.12-00 FY17/18	\$27,651.05	\$12,549.82	-\$15,101.23
150-0000-324.12-00 FY18/19	\$5,009.59	\$35,179.69	\$30,170.10
150-0000-324.12-00 FY19/20	\$22,676.27	\$53,445.75	\$30,769.48
150-0000-324.12-00 FY20/21	\$91,281.17	\$1,399.20	-\$89,881.97
150-0000-324.12-01 FY16/17	\$348.08	\$1,356.24	\$1,008.16
150-0000-324.12-01 FY17/18	\$339.57	\$26,568.84	\$26,229.27
150-0000-324.12-01 FY18/19	\$8,508.16	\$16,454.48	\$7,946.32
150-0000-324.12-01 FY19/20	\$22,436.36	\$4,693.72	-\$17,742.64
150-0000-324.12-01 FY20/21	\$5,463.11	\$0.00	-\$5,463.11
151-0000-324.11-00 FY16/17	\$66,922.20	\$92,777.53	\$25,855.33

151-0000-324.11-00 FY17/18	\$91,501.65	\$116,130.02	\$24,628.37
151-0000-324.11-00 FY18/19	\$117,526.95	\$151,623.90	\$34,096.95
151-0000-324.11-00 FY19/20	\$232,657.52	\$332,041.26	\$99,383.74
151-0000-324.11-00 FY20/21	\$309,732.31	\$341,920.29	\$32,187.98
151-0000-324.11-01 FY16/17	\$106,373.25	\$128,267.55	\$21,894.30
151-0000-324.11-01 FY17/18	\$146,237.40	\$145,982.27	-\$255.13
151-0000-324.11-01 FY18/19	\$127,234.80	\$174,078.17	\$46,843.37
151-0000-324.11-01 FY19/20	\$250,204.76	\$244,592.92	-\$5,611.84
151-0000-324.11-01 FY20/21	\$184,933.18	\$235,480.26	\$50,547.08
151-0000-324.12-00 FY16/17	\$12,321.59	\$30,647.57	\$18,325.98
151-0000-324.12-00 FY17/18	\$29,402.89	\$13,903.81	-\$15,499.08
151-0000-324.12-00 FY18/19	\$7,113.27	\$37,715.14	\$30,601.87
151-0000-324.12-00 FY19/20	\$25,025.06	\$66,836.44	\$41,811.38
151-0000-324.12-00 FY20/21	\$106,945.78	\$1,749.60	-\$105,196.18
151-0000-324.12-01 FY16/17	\$370.06	\$1,441.91	\$1,071.85
151-0000-324.12-01 FY17/18	\$361.02	\$28,240.52	\$27,879.50
151-0000-324.12-01 FY18/19	\$9,043.85	\$18,132.77	\$9,088.92
151-0000-324.12-01 FY19/20	\$24,453.08	\$5,869.59	-\$18,583.49
151-0000-324.12-01 FY20/21	\$6,687.58	\$0.00	-\$6,687.58
152-0000-324.61-00 FY16/17	\$181,077.12	\$251,460.42	\$70,383.30
152-0000-324.61-00 FY17/18	\$247,583.84	\$314,216.16	\$66,632.32
152-0000-324.61-00 FY18/19	\$318,002.72	\$409,190.20	\$91,187.48
152-0000-324.61-00 FY19/20	\$629,324.18	\$899,033.30	\$269,709.12
152-0000-324.61-00 FY20/21	\$837,717.63	\$926,536.60	\$88,818.97
152-0000-324.61-01 FY16/17	\$287,823.20	\$347,623.36	\$59,800.16
152-0000-324.61-01 FY17/18	\$395,687.04	\$394,996.29	-\$690.75
152-0000-324.61-01 FY18/19	\$344,270.08	\$471,041.79	\$126,771.71
152-0000-324.61-01 FY19/20	\$676,747.50	\$661,532.19	-\$15,215.31
152-0000-324.61-01 FY20/21	\$501,160.75	\$637,870.83	\$136,710.08
152-0000-324.62-00 FY20/21	\$136,015.53	\$0.00	-\$136,015.53
153-0000-324.31-00 FY16/17	\$624,746.52	\$865,661.78	\$240,915.26
153-0000-324.31-00 FY17/18	\$852,277.66	#####	\$235,238.66
153-0000-324.31-00 FY18/19	#####	#####	\$318,269.59
153-0000-324.31-00 FY19/20	#####	#####	\$924,298.81
153-0000-324.31-00 FY20/21	#####	#####	#####
153-0000-324.31-01 FY16/17	\$993,038.45	#####	\$208,248.84
153-0000-324.31-01 FY17/18	#####	#####	-\$4,310.17
153-0000-324.31-01 FY18/19	#####	#####	\$434,303.21
153-0000-324.31-01 FY19/20	#####	#####	-\$45,597.63
153-0000-324.31-01 FY20/21	\$393,584.75	#####	\$1,800,054.75
153-0000-324.32-00 FY16/17	\$166,578.50	\$439,223.39	\$272,644.89
153-0000-324.32-00 FY17/18	\$436,437.83	\$221,363.19	-\$215,074.64
153-0000-324.32-00 FY18/19	\$109,921.87	\$427,265.05	\$317,343.18
153-0000-324.32-00 FY19/20	\$284,779.38	\$786,033.81	\$501,254.43
153-0000-324.32-00 FY20/21	#####	\$32,085.00	#####
153-0000-324.32-01 FY16/17	\$6,530.62	\$30,119.46	\$23,588.84
153-0000-324.32-01 FY17/18	\$7,945.25	\$326,397.79	\$318,452.54

153-0000-324.32-01 FY18/19	\$110,968.84	\$197,085.13	\$86,116.29
153-0000-324.32-01 FY19/20	\$323,307.67	\$149,958.17	-\$173,349.50
154-0000-324.31-00 FY16/17	\$352,174.23	\$431,866.35	\$79,692.12
154-0000-324.31-00 FY17/18	\$475,356.48	\$535,528.59	\$60,172.11
154-0000-324.31-00 FY18/19	\$506,712.77	\$510,838.77	\$4,126.00
154-0000-324.31-00 FY19/20	\$608,845.93	\$616,146.10	\$7,300.17
154-0000-324.31-00 FY20/21	\$526,045.51	\$716,069.58	\$190,024.07
154-0000-324.32-00 FY16/17	\$31,589.55	\$94,127.78	\$62,538.23
154-0000-324.32-00 FY17/18	\$83,813.44	\$71,426.16	-\$12,387.28
154-0000-324.32-00 FY18/19	\$7,956.65	\$21,705.69	\$13,749.04
154-0000-324.32-00 FY19/20	\$93,911.80	\$133,975.63	\$40,063.83
154-0000-324.32-00 FY20/21	\$146,027.36	\$7,593.90	-\$138,433.46
155-0000-324.71-01 FY16/17	#####	#####	\$341,376.00
155-0000-324.71-01 FY17/18	#####	#####	-\$268,224.00
155-0000-324.71-01 FY18/19	#####	#####	-\$65,024.00
155-0000-324.71-01 FY19/20	#####	#####	\$664,464.00
155-0000-324.71-01 FY20/21	#####	#####	\$357,632.00
155-0000-324.72-01 FY20/21	\$19,146.00	\$0.00	-\$19,146.00
156-0000-324.21-00 FY16/17	\$48,438.00	\$67,127.26	\$18,689.26
156-0000-324.21-00 FY17/18	\$66,228.50	\$83,723.84	\$17,495.34
156-0000-324.21-00 FY18/19	\$85,065.50	\$101,783.31	\$16,717.81
156-0000-324.21-00 FY19/20	\$150,060.34	\$204,510.23	\$54,449.89
156-0000-324.21-00 FY20/21	\$191,484.69	\$210,796.11	\$19,311.42
156-0000-324.21-01 FY16/17	\$76,992.50	\$92,839.50	\$15,847.00
156-0000-324.21-01 FY17/18	\$105,696.50	\$105,322.99	-\$373.51
156-0000-324.21-01 FY18/19	\$92,092.00	\$115,773.96	\$23,681.96
156-0000-324.21-01 FY19/20	\$157,567.02	\$150,857.28	-\$6,709.74
156-0000-324.21-01 FY20/21	\$114,115.75	\$144,796.05	\$30,680.30
156-0000-324.22-00 FY16/17	\$6,651.44	\$23,934.87	\$17,283.43
156-0000-324.22-00 FY17/18	\$23,784.05	\$10,466.60	-\$13,317.45
156-0000-324.22-00 FY18/19	\$4,843.30	\$25,015.62	\$20,172.32
156-0000-324.22-00 FY19/20	\$11,464.30	\$41,572.32	\$30,108.02
156-0000-324.22-00 FY20/21	\$69,328.78	\$4,560.90	-\$64,767.88
156-0000-324.22-02 FY16/17	\$108.29	\$716.39	\$608.10
156-0000-324.22-02 FY17/18	\$204.82	\$98,661.82	\$98,457.00
156-0000-324.22-02 FY18/19	\$90,566.10	\$6,206.10	-\$84,360.00
156-0000-324.22-02 FY19/20	\$10,743.02	\$2,745.60	-\$7,997.42
156-0000-324.22-02 FY20/21	\$3,209.68	\$0.00	-\$3,209.68
157-0000-324.71-02 FY16/17	\$46,542.60	\$65,204.43	\$18,661.83
157-0000-324.71-02 FY17/18	\$63,636.95	\$82,153.23	\$18,516.28
157-0000-324.71-02 FY18/19	\$81,736.85	\$120,853.72	\$39,116.87
157-0000-324.71-02 FY19/20	\$198,046.05	\$302,050.15	\$104,004.10
157-0000-324.71-02 FY20/21	\$280,034.05	\$311,070.26	\$31,036.21
157-0000-324.71-03 FY16/17	\$73,979.75	\$89,350.30	\$15,370.55
157-0000-324.71-03 FY17/18	\$101,704.20	\$101,460.88	-\$243.32
157-0000-324.71-03 FY18/19	\$88,488.40	\$140,981.70	\$52,493.30
157-0000-324.71-03 FY19/20	\$220,565.69	\$222,288.88	\$1,723.19

157-0000-324.71-03 FY20/21	\$168,400.60	\$213,304.79	\$44,904.19
157-0000-324.72-02 FY16/17	\$8,561.15	\$21,288.52	\$12,727.37
157-0000-324.72-02 FY17/18	\$20,427.11	\$10,477.39	-\$9,949.72
157-0000-324.72-02 FY18/19	\$3,580.84	\$26,714.96	\$23,134.12
157-0000-324.72-02 FY19/20	\$18,700.60	\$60,741.38	\$42,040.78
157-0000-324.72-02 FY20/21	\$88,456.27	\$1,590.00	-\$86,866.27
157-0000-324.72-03 FY16/17	\$257.13	\$1,001.89	\$744.76
157-0000-324.72-03 FY17/18	\$250.85	\$19,630.44	\$19,379.59
157-0000-324.72-03 FY18/19	\$6,284.76	\$13,450.51	\$7,165.75
157-0000-324.72-03 FY19/20	\$17,859.13	\$5,334.26	-\$12,524.87
157-0000-324.72-03 FY20/21	\$5,902.63	\$0.00	-\$5,902.63
158-0000-324.11-00 FY16/17	\$605,868.52	\$921,334.24	\$315,465.72
158-0000-324.11-00 FY17/18	#####	#####	\$144,248.77
158-0000-324.11-00 FY18/19	#####	#####	\$43,667.41
158-0000-324.11-00 FY19/20	#####	#####	\$55,291.07
158-0000-324.11-00 FY20/21	#####	#####	\$175,030.57
158-0000-324.12-00 FY16/17	\$34,414.39	\$128,111.07	\$93,696.68
158-0000-324.12-00 FY17/18	\$112,128.87	\$140,379.12	\$28,250.25
158-0000-324.12-00 FY18/19	\$16,497.64	\$299,743.93	\$283,246.29
158-0000-324.12-00 FY19/20	\$194,190.18	\$226,438.07	\$32,247.89
158-0000-324.12-00 FY20/21	\$483,483.94	\$6,226.80	-\$477,257.14
159-0000-324.71-04 FY16/17	\$43,587.57	\$120,273.44	\$76,685.87
159-0000-324.71-04 FY17/18	\$163,412.83	\$194,732.37	\$31,319.54
159-0000-324.71-04 FY18/19	\$181,365.36	\$189,625.46	\$8,260.10
159-0000-324.71-04 FY19/20	\$233,826.68	\$242,580.85	\$8,754.17
159-0000-324.71-04 FY20/21	\$208,924.09	\$239,836.77	\$30,912.68
159-0000-324.72-04 FY16/17	\$1,862.76	\$18,188.53	\$16,325.77
159-0000-324.72-04 FY17/18	\$17,115.17	\$22,362.16	\$5,246.99
159-0000-324.72-04 FY18/19	\$2,355.78	\$47,633.77	\$45,277.99
159-0000-324.72-04 FY19/20	\$30,918.30	\$36,019.82	\$5,101.52
159-0000-324.72-04 FY20/21	\$76,875.00	\$1,002.30	-\$75,872.70
420-0000-349.50-00 FY16/17	\$434,850.69	\$27,420.00	-\$407,430.69
420-0000-349.50-00 FY17/18	\$510,113.73	\$29,165.00	-\$480,948.73
420-0000-349.50-00 FY18/19	\$145,282.10	\$26,485.00	-\$118,797.10
420-0000-349.50-00 FY19/20	\$789,917.39	\$30,425.00	-\$759,492.39
420-0000-349.50-00 FY20/21	\$591,601.67	\$27,785.00	-\$563,816.67

Break Level	Overflow Flag	Inspection Category	Insp Cat Count	FY	Res,Com,Add	Insp Type
1		FY16/17-Add-BI	6836	FY16/17	Add	BI
1		FY16/17-Add-EI	2339	FY16/17	Add	EI
1		FY16/17-Add-GI	161	FY16/17	Add	GI
1		FY16/17-Add-MI	2358	FY16/17	Add	MI
1		FY16/17-Add-PI	864	FY16/17	Add	PI
1		FY16/17-Add-SE	14	FY16/17	Add	SE
1		FY16/17-Add-WA	93	FY16/17	Add	WA
1		FY16/17-Com-BI	842	FY16/17	Com	BI
1		FY16/17-Com-EI	426	FY16/17	Com	EI
1		FY16/17-Com-GI	13	FY16/17	Com	GI
1		FY16/17-Com-MI	240	FY16/17	Com	MI
1		FY16/17-Com-PI	212	FY16/17	Com	PI
1		FY16/17-Com-SE	38	FY16/17	Com	SE
1		FY16/17-Com-WA	29	FY16/17	Com	WA
1		FY16/17-Res-BI	13047	FY16/17	Res	BI
1		FY16/17-Res-EI	5854	FY16/17	Res	EI
1		FY16/17-Res-GI	4	FY16/17	Res	GI
1		FY16/17-Res-MI	3235	FY16/17	Res	MI
1		FY16/17-Res-PI	4271	FY16/17	Res	PI
1		FY16/17-Res-SE	1283	FY16/17	Res	SE
1		FY16/17-Res-WA	1246	FY16/17	Res	WA
1		FY17/18-Add-BI	8952	FY17/18	Add	BI
1		FY17/18-Add-EI	3098	FY17/18	Add	EI
1		FY17/18-Add-GI	563	FY17/18	Add	GI
1		FY17/18-Add-MI	2385	FY17/18	Add	MI
1		FY17/18-Add-PI	955	FY17/18	Add	PI
1		FY17/18-Add-SE	14	FY17/18	Add	SE
1		FY17/18-Add-WA	53	FY17/18	Add	WA
1		FY17/18-Com-BI	2208	FY17/18	Com	BI
1		FY17/18-Com-EI	642	FY17/18	Com	EI
1		FY17/18-Com-GI	17	FY17/18	Com	GI
1		FY17/18-Com-MI	333	FY17/18	Com	MI
1		FY17/18-Com-PI	323	FY17/18	Com	PI
1		FY17/18-Com-SE	41	FY17/18	Com	SE
1		FY17/18-Com-WA	40	FY17/18	Com	WA
1		FY17/18-Res-BI	15645	FY17/18	Res	BI
1		FY17/18-Res-EI	7346	FY17/18	Res	EI
1		FY17/18-Res-GI	25	FY17/18	Res	GI
1		FY17/18-Res-MI	3723	FY17/18	Res	MI
1		FY17/18-Res-PI	5099	FY17/18	Res	PI
1		FY17/18-Res-SE	1485	FY17/18	Res	SE
1		FY17/18-Res-WA	1481	FY17/18	Res	WA
1		FY18/19-Add-BI	8440	FY18/19	Add	BI
1		FY18/19-Add-EI	3123	FY18/19	Add	EI
1		FY18/19-Add-GI	323	FY18/19	Add	GI

1	FY18/19-Add-MI	2347	FY18/19 Add	MI
1	FY18/19-Add-PI	1116	FY18/19 Add	PI
1	FY18/19-Add-SE	12	FY18/19 Add	SE
1	FY18/19-Add-WA	56	FY18/19 Add	WA
1	FY18/19-Com-BI	1271	FY18/19 Com	BI
1	FY18/19-Com-EI	502	FY18/19 Com	EI
1	FY18/19-Com-GI	26	FY18/19 Com	GI
1	FY18/19-Com-MI	228	FY18/19 Com	MI
1	FY18/19-Com-PI	245	FY18/19 Com	PI
1	FY18/19-Com-SE	33	FY18/19 Com	SE
1	FY18/19-Com-WA	30	FY18/19 Com	WA
1	FY18/19-Res-BI	14481	FY18/19 Res	BI
1	FY18/19-Res-EI	7018	FY18/19 Res	EI
1	FY18/19-Res-MI	3527	FY18/19 Res	MI
1	FY18/19-Res-PI	5540	FY18/19 Res	PI
1	FY18/19-Res-SE	1497	FY18/19 Res	SE
1	FY18/19-Res-WA	1545	FY18/19 Res	WA
1	FY19/20-Add-BI	9882	FY19/20 Add	BI
1	FY19/20-Add-EI	3626	FY19/20 Add	EI
1	FY19/20-Add-GI	417	FY19/20 Add	GI
1	FY19/20-Add-MI	2417	FY19/20 Add	MI
1	FY19/20-Add-PI	943	FY19/20 Add	PI
1	FY19/20-Add-SE	13	FY19/20 Add	SE
1	FY19/20-Add-WA	33	FY19/20 Add	WA
1	FY19/20-Com-BI	1658	FY19/20 Com	BI
1	FY19/20-Com-EI	526	FY19/20 Com	EI
1	FY19/20-Com-GI	21	FY19/20 Com	GI
1	FY19/20-Com-MI	319	FY19/20 Com	MI
1	FY19/20-Com-PI	316	FY19/20 Com	PI
1	FY19/20-Com-SE	33	FY19/20 Com	SE
1	FY19/20-Com-WA	29	FY19/20 Com	WA
1	FY19/20-Res-BI	17371	FY19/20 Res	BI
1	FY19/20-Res-EI	8557	FY19/20 Res	EI
1	FY19/20-Res-GI	7	FY19/20 Res	GI
1	FY19/20-Res-MI	4298	FY19/20 Res	MI
1	FY19/20-Res-PI	6929	FY19/20 Res	PI
1	FY19/20-Res-SE	1935	FY19/20 Res	SE
1	FY19/20-Res-WA	2002	FY19/20 Res	WA
1	FY20/21-Add-BI	12629	FY20/21 Add	BI
1	FY20/21-Add-EI	4105	FY20/21 Add	EI
1	FY20/21-Add-GI	459	FY20/21 Add	GI
1	FY20/21-Add-MI	2200	FY20/21 Add	MI
1	FY20/21-Add-PI	1047	FY20/21 Add	PI
1	FY20/21-Add-SE	15	FY20/21 Add	SE
1	FY20/21-Add-WA	24	FY20/21 Add	WA
1	FY20/21-Com-BI	790	FY20/21 Com	BI
1	FY20/21-Com-EI	258	FY20/21 Com	EI

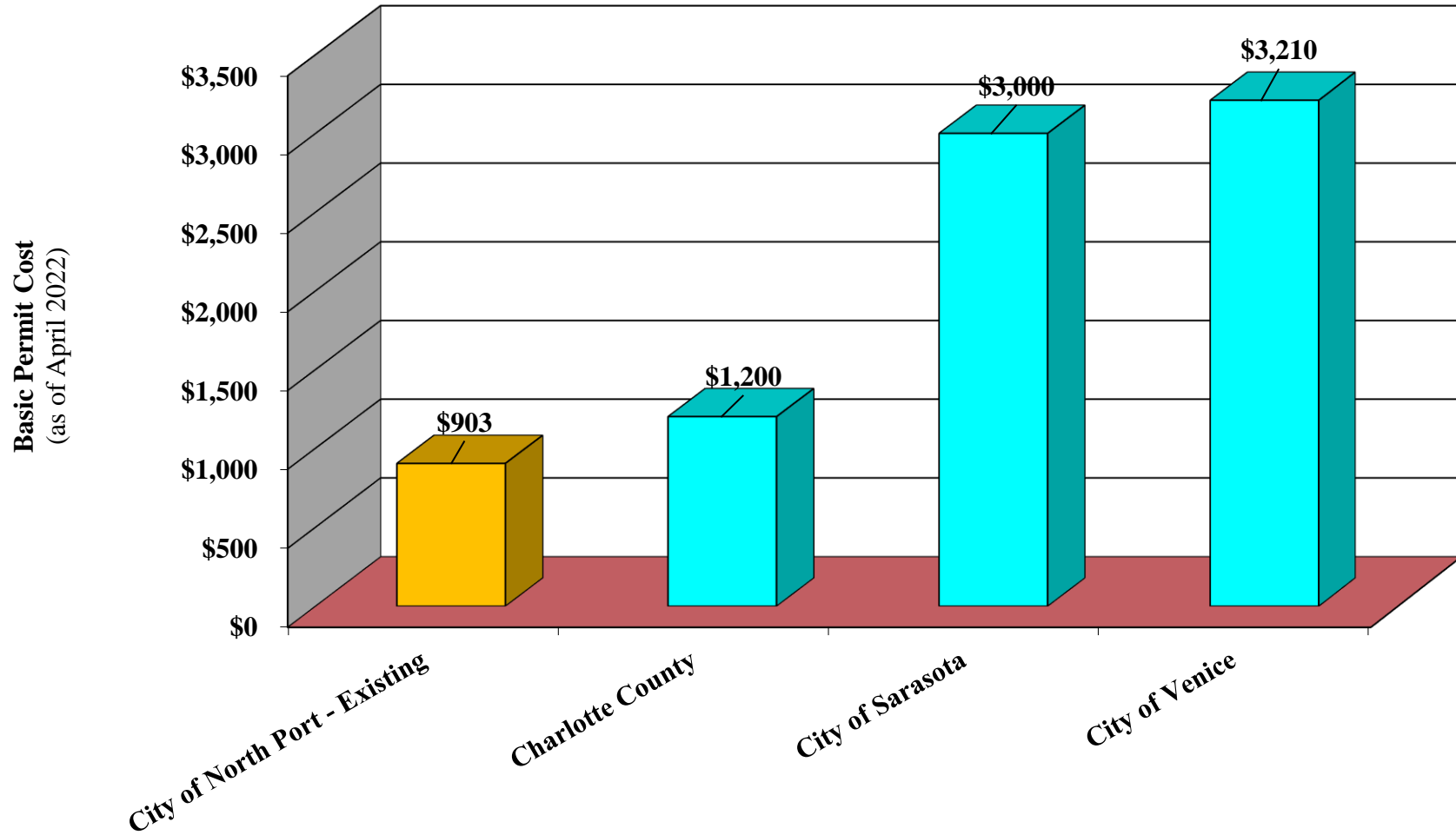
1	FY20/21-Com-GI	9	FY20/21 Com	GI
1	FY20/21-Com-MI	153	FY20/21 Com	MI
1	FY20/21-Com-PI	160	FY20/21 Com	PI
1	FY20/21-Com-SE	12	FY20/21 Com	SE
1	FY20/21-Com-WA	8	FY20/21 Com	WA
1	FY20/21-Res-BI	17344	FY20/21 Res	BI
1	FY20/21-Res-EI	8152	FY20/21 Res	EI
1	FY20/21-Res-GI	20	FY20/21 Res	GI
1	FY20/21-Res-MI	3384	FY20/21 Res	MI
1	FY20/21-Res-PI	6753	FY20/21 Res	PI
1	FY20/21-Res-SE	1748	FY20/21 Res	SE
1	FY20/21-Res-WA	1630	FY20/21 Res	WA
0		271425		



Break Level	Overflow Flag	Structure Category	Structure Count	FY	Res,Com,Add	Structure Code	Square Feet
1		FY16/17-Add-SQFT	269	FY16/17	Add	SQFT	561361
1		FY16/17-Com-SQFT	342	FY16/17	Com	SQFT	3922274
1		FY16/17-Res-SQFT	12748	FY16/17	Res	SQFT	34104769
1		FY17/18-Add-SQFT	165	FY17/18	Add	SQFT	307143
1		FY17/18-Com-SQFT	434	FY17/18	Com	SQFT	6063313
1		FY17/18-Res-SQFT	15018	FY17/18	Res	SQFT	40879293
1		FY18/19-Add-SQFT	209	FY18/19	Add	SQFT	631075
1		FY18/19-Com-SQFT	506	FY18/19	Com	SQFT	9977414
1		FY18/19-Res-SQFT	14841	FY18/19	Res	SQFT	40184135
1		FY19/20-Add-SQFT	237	FY19/20	Add	SQFT	494780
1		FY19/20-Com-SQFT	706	FY19/20	Com	SQFT	10067662
1		FY19/20-Res-SQFT	19343	FY19/20	Res	SQFT	50054809
1		FY20/21-Add-SQFT	214	FY20/21	Add	SQFT	645987
1		FY20/21-Com-SQFT	450	FY20/21	Com	SQFT	14739489
1		FY20/21-Res-SQFT	26223	FY20/21	Res	SQFT	67469698
0			91705				2.8E+08

**Figure 1**

**New Single Family Residential Home Permit Cost  
Based on a \$300,000 Construction Valuation**



**Permit Figure Data**

**Building Permit Cost**  
(\$300,000 Single Family  
Residential Home)

<b>Municipality</b>	
City of North Port - Existing	\$903
Charlotte County	\$1,200
City of Sarasota	\$3,000
City of Venice	\$3,210

**Building Permit Cost**  
(\$1,000,000 Single Family  
Residential Home)

<b>Municipality</b>	
City of North Port - Existing	\$3,003
Charlotte County	\$4,000
City of Sarasota	\$10,000
City of Venice	\$10,490

**Building Permit Cost**  
(\$2,000,000 Commercial  
Property)

<b>Municipality</b>	
City of North Port - Existing	\$6,003
Charlotte County	\$10,000
City of Sarasota	\$20,000
City of Venice	\$20,890