




City of North Port, Florida

User Fee Study

March 2025



Business Confidential - Willdan



USER FEES

USER FEE BACKGROUND



- **User Fees** fund programs and services that provide a private benefit to individuals or groups requesting them, with limited or no benefit to the community as a whole

USER FEE STUDY

- Primary objective of a **User Fee Study** is to determine the “reasonable” full cost of providing services
- Each fee or service’s cost is calculated individually
- Develop **fully burdened hourly rates** for personnel
 - Salary & Benefit cost divided by productive hours
 - Layer on direct and indirect overhead as applicable to the position’s department and services provided

**Up to 100% of
the full
calculated cost
may be
recovered**

USER FEE BACKGROUND



Willdan has used the following to determine full cost of providing each service:

Department
Budgets &
Cost Data

Salary &
Benefit
Information

Staffing
Structures

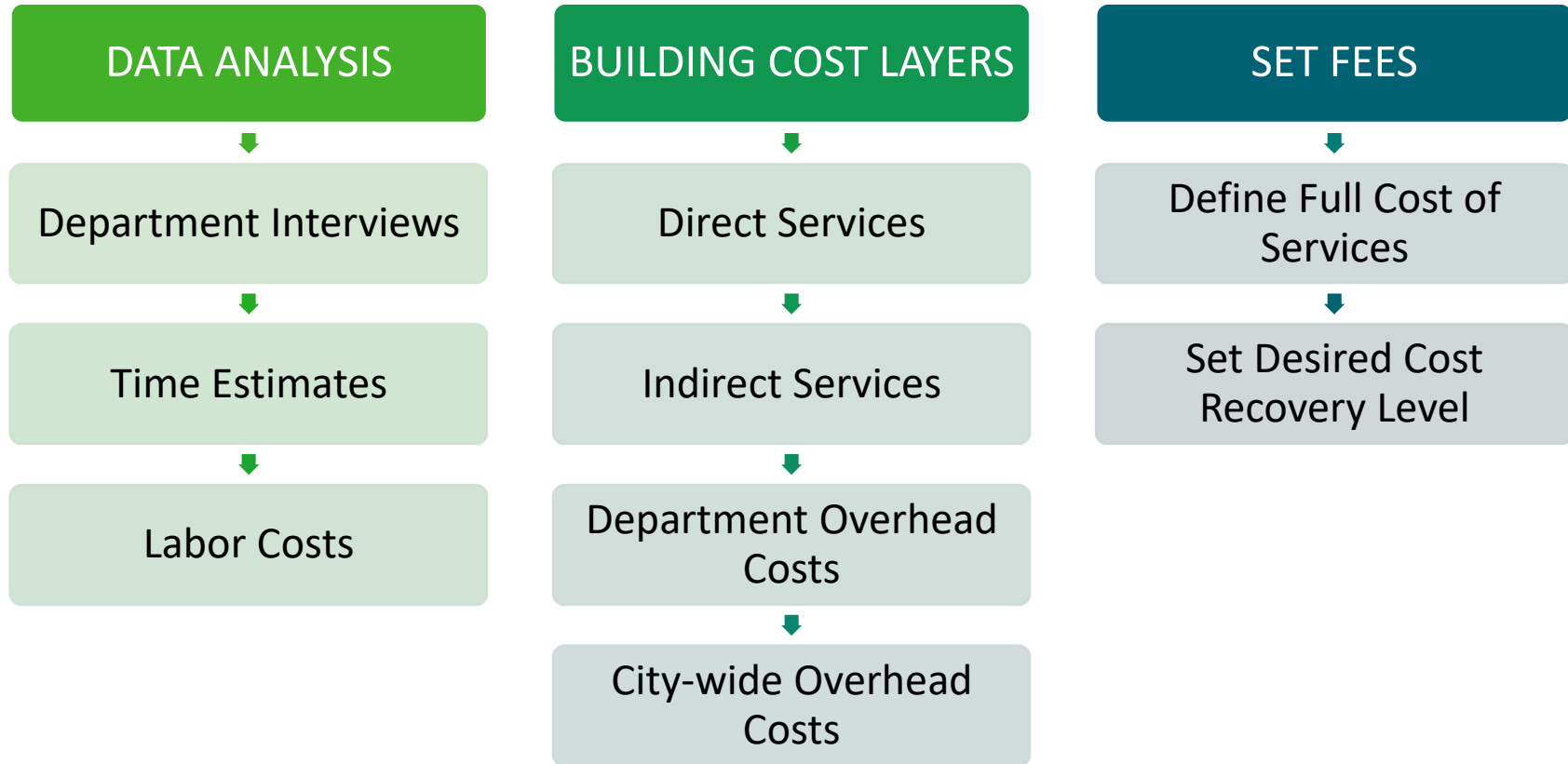
Productive
Hours

Time
Estimates per
Program/Fee

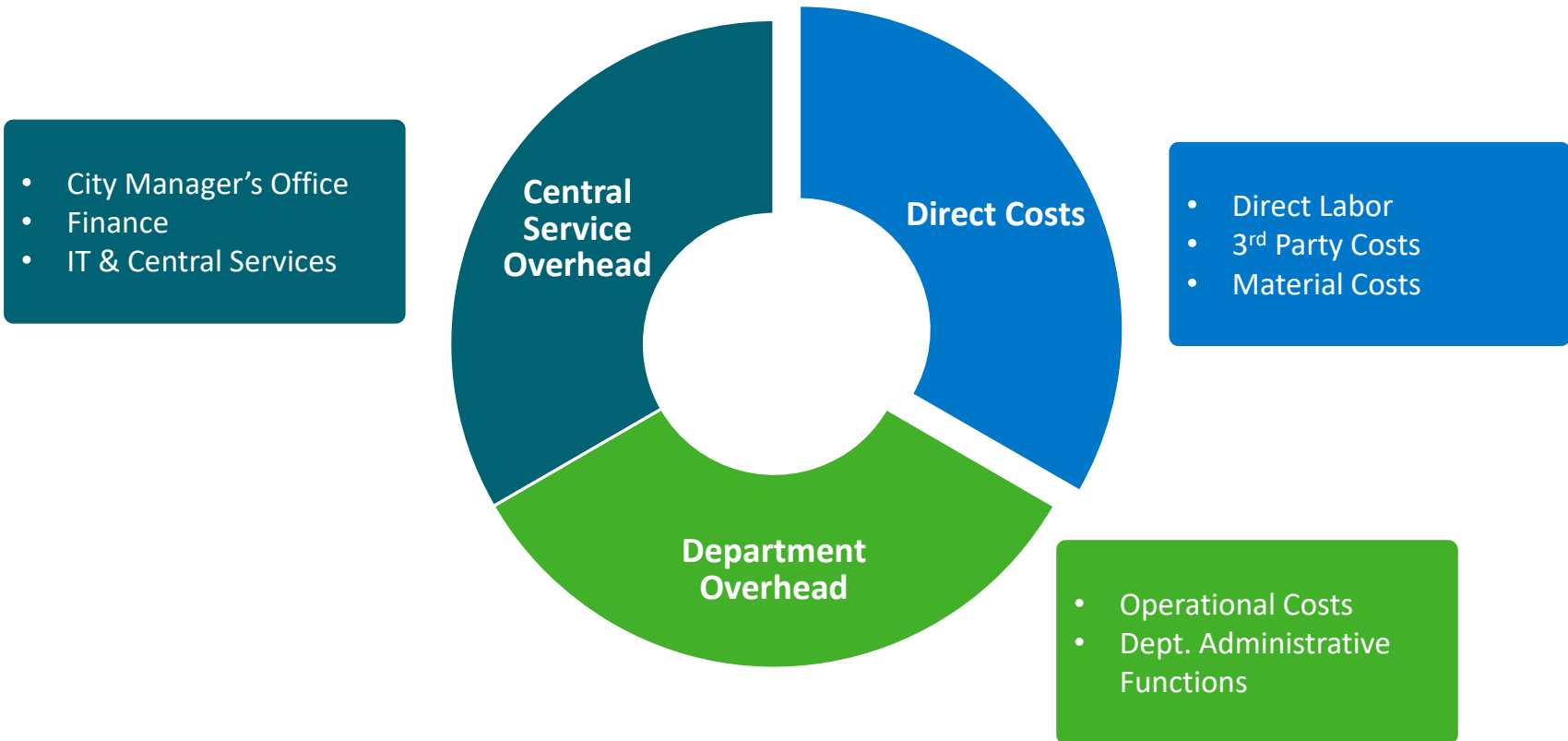
Current
Activity Level
& Revenues

City Staff
Interviews &
Policies

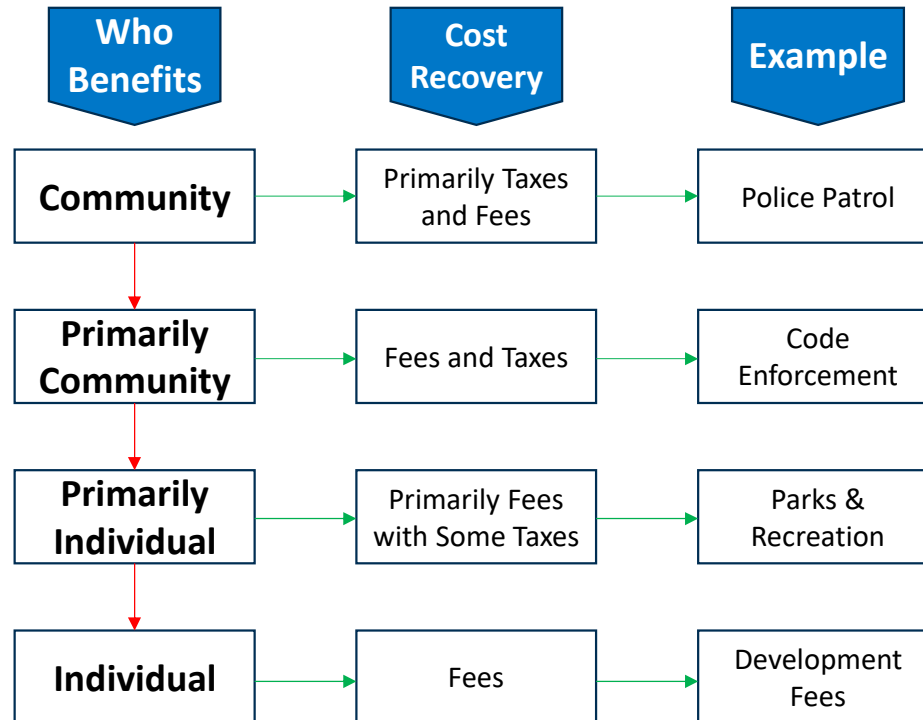
USER FEE STUDY | METHODOLOGY COMPONENTS



TYPICAL FEE COMPOSITION



USER FEE POLICY CONSIDERATIONS





USER FEE RECOMMENDATIONS

FEE TYPES REVIEWED



City-Wide
Fees

Utility User
Fees

Road &
Drainage Fees

Police Fees

Fire & EMS
Fees

Parks &
Recreation
Fees

CITY-WIDE FEES

- Current fees are heavily subsidizing the cost of providing services, the current cost recovery for city-wide fees is at 24%
- Majority of the fees are set by Florida state law and cannot be increased further.

City-Wide	Number of Fees
Total	9
New	0
Increased	1
Decreased	0
Remain the Same	7
Deleted	1
Proposed Average Cost Recovery	27%

UTILITY USER FEES

- Current fees are subsidizing the cost of providing services, the current cost recovery for utility user fees is at 49%
- The suggested fees are to bring Department services up closer to full cost recovery.

Utility User Fees	Number of Fees
Total	17
New	3
Increased	6
Decreased	0
Remain the Same	4
Deleted	4
Proposed Average Cost Recovery	66%

ROAD & DRAINAGE FEES

- Current fees are subsidizing the cost of providing services, the current cost recovery for road and drainage fees is at 50%
- The suggested fees are to bring Department services up closer to full cost recovery.

Road & Drainage Fees	Number of Fees
Total	14
New	0
Increased	8
Decreased	0
Remain the Same	6
Deleted	0
Proposed Average Cost Recovery	67%

POLICE FEES

- Current fees are subsidizing the cost of providing services, the current cost recovery for police fees is at 42%
- Majority of the fees are set by Florida state law or are direct pass-through.
- The suggested fees are to slightly increase the cost recovery for police fees.

Police Fees	Number of Fees
Total	13
New	0
Increased	2
Decreased	0
Remain the Same	10
Deleted	1
Proposed Average Cost Recovery	51%

FIRE FEES

- Current fees are subsidizing the cost of providing services, the current cost recovery for fire fees is at 88%
- The suggested fees are to align the cost recovery for fire fees with the cost of providing the services.
- Majority of Fire fees are increased by the CPI-U (2.7%)

Fire Fees	Number of Fees
Total	146
New	2
Increased	100
Decreased	4
Remain the Same	40
Proposed Average Cost Recovery	87%

EMS FEES

- EMS fee recommendations are based on market analysis
- Fee increases are based on CPI-U (2.7%)

EMS Fees	Number of Fees
Total	7
Increased	6
Remain the Same	1

	North Port	Sarasota County	Charlotte County	Venice	Longboat Key	Average
Basic life support (BLS)	\$ 740.00	\$ 720.00	\$ 650.00	\$ 700.00	\$ 718.00	\$ 705.60
Advanced life support services (ALS)	\$ 800.00	\$ 823.00	\$ 700.00	\$ 800.00	\$ 820.00	\$ 788.60
Level 2	\$ 825.00	\$ 849.00	\$ 750.00	\$ 825.00	\$ 846.00	\$ 819.00
Per mileage charge	\$ 14.00	\$ 14.00	\$ 12.00	\$ 14.00	\$ 14.00	\$ 13.60
Medical treatment without transport	\$ 175.00	\$ 180.00	\$ 175.00	\$ 175.00	\$ 175.00	\$ 176.00
EMS staff and ambulance waiting time with patient (to be billed to the hospital)	\$ 123.76	\$ 154.00		\$ 150.00	\$ 150.00	\$ 144.44
+ EMS staff and ambulance waiting time with patient (to be billed to the hospital)	\$ 30.94	\$ 77.00		\$ 75.00	\$ 75.00	\$ 64.49

PARKS AND RECREATION FEES

- The overall current cost recovery (excluding warm mineral springs and free event expenses) for parks and recreation is at 22.66%
- Warm mineral springs and camp programs are recovering their cost of service
- Comparisons were used to set final recommendations

Parks & Recreation Fees	Number of Fees
Total	194
New	7
Increased	72
Decreased	0
Remain the Same	109
Deleted	6
Targeted overall cost recovery level	25%

FINAL CONSIDERATIONS

- **General standard:** individuals or groups who receive specific benefit from service should pay 100% of cost

- In certain **targeted situations**, subsidization is an effective public policy tool to:
 - Encourage participation
 - Ensure compliance when cost is prohibitive to target industries or residents
 - Allow access to services

DEVELOPMENT SERVICES FEES NEXT STEPS



- Development Services fee analysis delayed due to adoption of a new Unified Land Development Code, as well as the planned implementation of Accela
- Department needs additional time to determine how the resulting efficiencies impact the investment of staff time in the development review process
- Development Services analysis will resume in about a year (from December 2024) once the department is able to provide accurate time estimates



APPENDIX A

CITY-WIDE FEES



City-Wide				
#	Description	Current Fee/Charge	Unit	Notes
1	One-sided copies (up to legal size)	0.15	per page	max by Florida Law
2	Two-sided copies (up to legal size)	0.20	per page	max by Florida Law
3	One sided copies 11" x 17"	0.25	per page	max by Florida Law
4	Two sided copies 11" x 17"	0.30	per page	max by Florida Law
5	DVD	0.30	per DVD	max by Florida Law
6	Compact disc (CD)	0.25	per CD	max by Florida Law
7	Copies certified by the city clerk	1.00	per document	max by Florida Law
8	City of North Port Charter	3.00	per copy	

Full Cost	Subsidy %	Suggested Fee	Fee Δ	Cost Recovery
\$1.74	91%	\$0.15	\$0	9%
\$2.08	90%	\$0.20	\$0	10%
\$1.74	86%	\$0.25	\$0	14%
\$2.08	86%	\$0.30	\$0	14%
\$2.08	86%	\$0.30	\$0	14%
\$2.08	88%	\$0.25	\$0	12%
\$1.92	48%	\$1.00	\$0	52%
\$4.62	13%	\$4.00	\$1	87%

UTILITY USER FEES



Utilities				
#	Description	Current Fee/Charge	Unit	Notes
1	Meter test fee deposit	50.00		
2	Utility inspection fee	6.5% of utility construction cost for project costs of \$0.00 to \$2,000,000.00, + 2.5% of utility construction costs > \$2,000,000.00, \$250.00 minimum actual cost/1 hour minimum overtime		
Backflow Fees				
3	Non-compliance fee—residential	30.00		
4	Non-compliance fee—commercial	100.00		
Miscellaneous Fees				
5	Construction meter verification penalty	50.00		rented hydrant meters; need to send meter read
6	Unauthorized connection fee	\$300.00 penalty + recovery of actual costs and revenue as determined by utility staff		
7	Late payment fee	1% of unpaid balance, but not amounting to less than \$5.00		
Developer Agreement Fee				
8	Amendments	100.00		
9	Vac con truck	250.00	per hour	+ personnel cost
10	TV truck	100.00	per hour	+ personnel cost

Add new fees or fee replacements below

New	meter tampering			
New	Developer Agreement Fee - Standard - approved format			
New	Developer Agreement Fee - Non Standard			

Full Cost	Subsidy %	Suggested Fee	Fee Δ	Cost Recovery
\$150.90	50%	\$75.00	\$25	50%
NA	34%	6.5% of utility construction cost for project costs of \$0.00 to \$2,000,000.00, + 2.5% of utility construction costs > \$2,000,000.00, \$250.00 minimum actual cost/1 hour minimum overtime	\$0	66%

\$33.24	10%	\$30.00	\$0	90%
\$185.74	19%	\$150.00	\$50	81%

\$265.81	62%	\$100.00	\$50	38%
\$618.61	3%	\$600.00 penalty + recovery of actual costs and revenue as determined by utility staff + Damages	\$300	97%
NA	NA	1% of unpaid balance, but not amounting to less than \$5.00	\$0	NA

\$906.75	60%	\$360.00	\$260	40%
\$297.97	16%	\$250.00	\$0	84%
\$297.97	16%	\$250.00	\$150	84%

\$422.55	29%	\$300.00	NA	71%
\$7,589.16	60%	\$3,000.00	NA	40%
\$19,475.58	50%	\$9,700.00	NA	50%



ROAD & DRAINAGE FEES



ROAD AND DRAINAGE FEES				
#	Description	Current Fee/Charge	Unit	Notes
1	Culvert permit (line and grade) including right-of-way use	250.00		
2	Right-of-way use permit	50.00		
3	Culvert re-inspection	75.00		
4	Collocation of small wireless facility on authority utility pole	150.00	per pole	under review; state
5	1st re-inspection (right-of-way) if required	37.50		Penalty
6	2nd re-inspection (right-of-way) if required	75.00		Penalty
7	3rd re-inspection (right-of-way) if required	150.00		Penalty
8	4th re-inspection (right-of-way) if required	300.00		Penalty
9	5th re-inspection (right-of-way) if required	600.00		Penalty
10	Administrative/plan review fee due at issuance of permit	55.00		
11	Plan revision	50.00	each	
12	As-built survey administration fee	20.00	each	
13	Refunds			Notice of cancellation of rental must be submitted in writing fourteen (14) days prior to the event in order to receive a refund of rental fee. A refund will be processed, minus a cancellation fee of either \$25.00 or 50% of the fee paid, whichever is less. Requests for refunds due to qualifying situations received less than fourteen (14) days prior to the event may be approved by the city manager.
14	Property rental fee for 5601 S. Sumter Boulevard Discounted fee of 50% applies for nonprofit providing proof of 501(c)(3) status. Achieve Anything membership does not apply.	\$100.00 per day, from sunup to sundown		

Full Cost	Subsidy %	Suggested Fee	Fee Δ	Cost Recovery
\$510.49	40%	\$306.00	\$56	60%
\$297.96	40%	\$178.00	\$128	60%
\$116.71	34%	\$77.00	\$2	66%
NA	NA	\$150.00	\$0	NA
\$189.82	50%	\$94.00	\$57	50%
\$189.82	40%	\$113.00	\$38	60%
\$189.82	0%	\$189.00	\$39	100%
\$189.82	-58%	\$300.00	\$0	158%
\$189.82	-216%	\$600.00	\$0	316%
\$130.66	40%	\$78.00	\$23	60%
\$41.78	-20%	\$50.00	\$0	120%
\$41.78	40%	\$25.00	\$5	60%

NA	NA	\$100.00 per day, from sunup to sundown	\$0	NA
----	----	---	-----	----



POLICE FEES



Police				
#	Description	Current Fee/Charge	Unit	Notes
1	False alarms (after 3rd within 6 months until 6 months without alarm)	50.00		
2	Parking tickets	15.00		
3	Handicap parking tickets	100.00		state statute
4	Special detail - Officer	\$61.00 per hour per officer, plus service fees as established by the contract with the scheduling vendor		
5	Special detail - Supervisor	\$68.00 per hour per supervisor, plus service fees as established by the contract with the scheduling vendor		
6	Special detail - Manager	\$74.00 per hour per manager, plus service fees as established by the contract with the scheduling vendor		
7	Premium rates for extra duty - Officer	80.00	per hour per officer	Premium rates apply to: Requests for extra duty with three (3) business days or less notice prior to the requested date(s): Christmas Eve and Christmas Day, super bowl Sunday, new year's eve, thanksgiving day and the day after, easter Sunday, independence day
8	Premium rates for extra duty - Supervisor	90.00	per hour per supervisor	Premium rates apply to: Requests for extra duty with three (3) business days or less notice prior to the requested date(s): Christmas Eve and Christmas Day, super bowl Sunday, new year's eve, thanksgiving day and the day after, easter Sunday, independence day
9	Premium rates for extra duty - Commander	100.00	per hour per commander	Premium rates apply to: Requests for extra duty with three (3) business days or less notice prior to the requested date(s): Christmas Eve and Christmas Day, super bowl Sunday, new year's eve, thanksgiving day and the day after, easter Sunday, independence day
10	Fingerprinting - Card	5.00	per card or per electronic	
11	Fingerprinting - Electronic	8.00	per card or per electronic	
12	Trespass Signs	Actual cost of sign		

Full Cost	Subsidy %	Suggested Fee	Fee Δ	Cost Recovery
\$89.92	44%	\$50.00	\$0	56%
NA	NA	\$15.00	\$0	NA
NA	NA	\$100.00	\$0	NA
NA	NA	\$61.00	\$0	NA
NA	NA	\$68.00	\$0	NA
NA	NA	\$74.00	\$0	NA
NA	NA	\$80.00	\$0	NA
NA	NA	\$90.00	\$0	NA
NA	NA	\$100.00	\$0	NA
\$18.34	56%	\$8.00	\$3	44%
\$18.34	45%	\$10.00	\$2	55%
NA	NA	Actual cost of sign	\$0	NA



FIRE FEES 1



FIRE RESCUE FEES				
#	Description	Current Fee/Charge	Unit	Notes
	Fire Plans & Specialty Reviews			
	Building construction			
1	First 1,000 sq. ft.	75.00		Sample 1,000 sq. ft.
2	+ For every additional 500 sq. ft., or portion thereof	25.00	per 500 sq. ft.	
3	In-building emergency responder communications enhancement system	150.00	up to 15,000 sq. ft.	sample 15,000 sq. ft.
4	+In-building emergency responder communications enhancement system	75.00	per 5,000 sq. ft.	per additional floor should be removed
5	Fire, emergency, or disaster safety plan review	200.00		
6	Fire sprinkler system—13 and 13R	150.00	up to 15,000 sq. ft.	sample 15,000 sq. ft.
7	+Fire sprinkler system—13 and 13R	75.00	per 5,000 sq. ft.	per additional floor should be removed
8	Fire pump and standpipe	100.00	each	
9	Fire sprinkler system—13D and small remodel (<7 heads) - 13D	100.00		45 heads
10	Fire sprinkler system—13D and small remodel (<7 heads) - <7 heads	75.00		sample 7 heads
11	Fire main—underground	100.00		
12	Fire alarm	100.00	up to 15,000 sq. ft. max	15,000 sq. ft. sample; remove per floor
13	+Fire alarm	75.00	per 5,000 sq. ft.	remove per floor
14	Pre-engineered or fabricated hood and duct system	100.00		

Full Cost	Subsidy %	Suggested Fee	Fee Δ	Cost Recovery
\$100.79	24%	\$77.00	\$2	76%
\$29.64	12%	\$26.00	\$1	88%
\$124.50	-20%	\$150.00	\$0	120%
\$35.57	-111%	\$75.00	\$0	211%
\$1,287.63	84%	\$205.00	\$5	16%
\$136.36	-10%	\$150.00	\$0	110%
\$47.43	-58%	\$75.00	\$0	158%
\$100.79	1%	\$100.00	\$0	99%
\$118.57	13%	\$103.00	\$3	87%
\$83.00	7%	\$77.00	\$2	93%
\$100.79	1%	\$100.00	\$0	99%
\$189.72	46%	\$103.00	\$3	54%
\$71.14	-5%	\$75.00	\$0	105%
\$118.57	13%	\$103.00	\$3	87%



FIRE FEES 2



FIRE RESCUE FEES				
#	Description	Current Fee/Charge	Unit	Notes
Fire Plans & Specialty Reviews				
15	Pre-engineered or engineered fire suppression system (hood/room)	100.00	each type	
16	Miscellaneous reviews-gates/access/other	100.00	each type	
17	LPG/fuel tanks/hazardous storage tanks	100.00	each type	
18	Fireworks display—review and permit	125.00		
19	Re-review of previously denied plans	Greater of \$100.00 or 1/2 original fee		Half of original
New	Re-review of previously denied plans - after 3rd	New		full of original
20	Emergency power system	100.00		
21	Change of use/tenant/owner certificate of occupancy	100.00		
22	Expired permit renewal fee	100.00		
23	Second and subsequent renewals	150.00		
24	Tent Review	50.00	up to 2,500 sq. ft.	sample 2,500 sq. ft.
25	+Tent Review	25.00	per additional 500 sq. ft.	

Full Cost	Subsidy %	Suggested Fee	Fee Δ	Cost Recovery
\$118.57	13%	\$103.00	\$3	87%
\$100.79	1%	\$100.00	\$0	99%
\$118.57	13%	\$103.00	\$3	87%
\$354.40	39%	\$215.00	\$90	61%
NA	NA	Greater of \$100.00 or 1/2 original fee	\$0	NA
NA	NA	Full Original Cost	NA	NA
\$118.57	13%	\$103.00	\$3	87%
\$83.00	-20%	\$100.00	\$0	120%
\$121.73	15%	\$103.00	\$3	85%
\$121.73	-23%	\$150.00	\$0	123%
\$121.73	18%	\$100.00	\$50	82%
\$10.14	1%	\$10.00	-\$15	99%



FIRE FEES 3



FIRE RESCUE FEES				
#	Description	Current Fee/Charge	Unit	Notes
	Fire Inspections			
26	Existing construction annual fire and life safety inspections are performed consistent with the Florida Fire Prevention Code, as may be amended, chapter 69A-60, Florida Administrative Code, on all commercial businesses, multi-family (3 units or more) structures, commercial, residential dwelling units (apartment complexes) and transient lodging. Required inspections for state, local and/or federal operating certifications and/or licenses are based upon total square footage per building, per inspection, as outlined below. Annual inspection fees for commercial buildings with multiple businesses within the same overall building shell (i.e., strip malls, shopping complexes) are calculated on a square footage basis for each individual business therein, as indicated below; however the fee for the overall building shell inspection is instead based on the total number of fire protection systems (i.e., Fire Alarm Control Unites, sprinkler risers, Fire Department Connections, and other associated fire protection systems), at the rate of \$50.00 for the first system plus \$10.00 for each additional system to be inspected.			Language change per ordinance No. 2024-34
27	First reinspection for noncompliance will not be subject to a fee, each subsequent inspection for noncompliance thereafter shall be subject to a charge two times the original fee amount.			Language change per ordinance No. 2024-34
28	≤ 5,000	50.00		sample 5,000 sq. ft.
29	5,001—7,500	60.00		
30	7,501—10,000	70.00		
31	10,001—12,500	80.00		
32	12,501—15,000	90.00		

Full Cost	Subsidy %	Suggested Fee	Fee Δ	Cost Recovery
-----------	-----------	---------------	-------	---------------

\$158.38	68%	\$51.00	\$1	32%
\$158.38	61%	\$62.00	\$2	39%
\$158.38	55%	\$72.00	\$2	45%
\$166.41	51%	\$82.00	\$2	49%
\$174.45	47%	\$92.00	\$2	53%



FIRE FEES 4



FIRE RESCUE FEES				
#	Description	Current Fee/Charge	Unit	Notes
	Fire Inspections			
33	15,001—17,500	100.00		
34	17,501—20,000	110.00		
35	20,001—22,500	120.00		
36	22,501—25,000	130.00		
37	25,001—27,500	140.00		
38	27,501—30,000	150.00		
39	30,001—32,500	160.00		
40	32,501—35,000	170.00		
41	35,001—37,500	180.00		
42	37,501—40,000	190.00		
43	40,001—42,500	200.00		
44	42,501—45,000	210.00		
45	45,001—47,500	220.00		
46	47,501—50,000	230.00		
47	50,001—52,500	240.00		
48	52,501—55,000	250.00		
49	55,001—57,500	260.00		
50	57,501—60,000	270.00		
51	60,001—62,500	280.00		
52	62,501—65,000	290.00		
53	65,001—67,500	300.00		
54	67,501—70,000	310.00		
55	70,001—72,500	320.00		
56	72,501—75,000	330.00		

Full Cost	Subsidy %	Suggested Fee	Fee Δ	Cost Recovery
\$182.48	44%	\$103.00	\$3	56%
\$190.52	41%	\$113.00	\$3	59%
\$198.56	38%	\$123.00	\$3	62%
\$206.59	35%	\$134.00	\$4	65%
\$214.63	33%	\$144.00	\$4	67%
\$222.67	31%	\$154.00	\$4	69%
\$230.70	29%	\$164.00	\$4	71%
\$238.74	27%	\$175.00	\$5	73%
\$246.77	25%	\$185.00	\$5	75%
\$254.81	23%	\$195.00	\$5	77%
\$262.85	22%	\$205.00	\$5	78%
\$270.88	20%	\$216.00	\$6	80%
\$278.92	19%	\$226.00	\$6	81%
\$286.96	18%	\$236.00	\$6	82%
\$294.99	17%	\$246.00	\$6	83%
\$303.03	15%	\$257.00	\$7	85%
\$311.06	14%	\$267.00	\$7	86%
\$319.10	13%	\$277.00	\$7	87%
\$327.14	12%	\$288.00	\$8	88%
\$335.17	11%	\$298.00	\$8	89%
\$343.21	10%	\$308.00	\$8	90%
\$351.25	9%	\$318.00	\$8	91%
\$359.28	8%	\$329.00	\$9	92%
\$367.32	8%	\$339.00	\$9	92%



FIRE FEES 5



FIRE RESCUE FEES				
#	Description	Current Fee/Charge	Unit	Notes
	Fire Inspections			
57	75,001—77,500	340.00		
58	77,501—80,000	350.00		
59	80,001—82,500	360.00		
60	82,501—85,000	370.00		
61	85,001—87,500	380.00		
62	87,501—90,000	390.00		
63	90,001—92,500	400.00		
64	92,501—95,000	410.00		
65	95,001—97,500	420.00		
66	97,501—100,000	430.00		
67	100,001—102,500	440.00		
68	102,501 and Above	450.00		
69	In-building emergency responder communications enhancement system (rough)	125.00	up to 15,000 sq. ft max	15,000 sq. ft. sample; remove per floor
70	+In-building emergency responder communications enhancement system (rough)	50.00	per 5,000 sq. ft.	remove per floor
71	In-building emergency responder communications enhancement system (final and acceptance tests)	125.00	up to 15,000 sq. ft. max	
72	+In-building emergency responder communications enhancement system (final and acceptance tests)	50.00	per 5,000 sq. ft.	
73	In-building emergency responder communications enhancement system (signal strength survey)	125.00	up to 15,000 sq. ft. max	
74	+In-building emergency responder communications enhancement system (signal strength survey)	50.00	per 5,000 sq. ft.	

Full Cost	Subsidy %	Suggested Fee	Fee Δ	Cost Recovery
\$487.36	28%	\$349.00	\$9	72%
\$487.36	26%	\$359.00	\$9	74%
\$487.36	24%	\$370.00	\$10	76%
\$487.36	22%	\$380.00	\$10	78%
\$487.36	20%	\$390.00	\$10	80%
\$487.36	18%	\$401.00	\$11	82%
\$487.36	16%	\$411.00	\$11	84%
\$487.36	14%	\$421.00	\$11	86%
\$487.36	12%	\$431.00	\$11	88%
\$487.36	9%	\$442.00	\$12	91%
\$894.55	49%	\$452.00	\$12	51%
\$1,156.01	60%	\$462.00	\$12	40%
\$186.32	31%	\$128.00	\$3	69%
\$17.47	-186%	\$50.00	\$0	286%
\$238.72	46%	\$128.00	\$3	54%
\$17.47	-186%	\$50.00	\$0	286%
\$186.32	31%	\$128.00	\$3	69%
\$17.47	-186%	\$50.00	\$0	286%



FIRE FEES 6



FIRE RESCUE FEES				
#	Description	Current Fee/Charge	Unit	Notes
	Fire Inspections			
75	Evacuation and relocation drill	150.00		
76	Fire sprinkler systems —(rough tests)	150.00	up to 15,000 sq. ft. max	sample 15,000 sq ft; rough only
77	+Fire sprinkler systems—(rough tests)	75.00	per 5,000 sq. ft.	rough only
78	Fire sprinkler systems—13D and small remodel (<7 heads) - 13D	75.00		13D - 45 heads
79	Fire sprinkler systems—13D and small remodel (<7 heads) - <7 heads	75.00		13 - sample 7 heads
80	Fire pump (rough and hydro test)	75.00		
81	Fire sprinkler systems/Fire standpipe/fire pump (final and acceptance tests)	150.00		
82	Fire main underground—joint inspection	150.00		
83	Fire alarm rough inspection	125.00	up to 15,000 sq. ft. max	15,000 sample
84	+Fire alarm rough inspection	50.00	per 5,000 sq. ft.	
85	Fire alarm final and acceptance test	150.00	up to 15,000 sq. ft. max	
86	+Fire alarm final and acceptance test	75.00	per 5,000 sq. ft.	
87	Fire alarm rough and acceptance tests—small remodel (<7 devices)	75.00	small remodel	
88	Fire alarm rough and acceptance tests—panel replacement/communicator replacement	75.00		
89	Above ceiling/fire penetrations/fire walls/fire doors	75.00	Each type (up to 15,000 sq. ft max)	15,000 sq. ft. sample
90	+Above ceiling/fire penetrations/fire walls/fire doors	75.00	per additional 5,000 sq. ft.	

Full Cost	Subsidy %	Suggested Fee	Fee Δ	Cost Recovery
\$399.02	61%	\$154.00	\$4	39%
\$116.45	-29%	\$150.00	\$0	129%
\$17.47	-186%	\$50.00	-\$25	286%
\$116.45	34%	\$77.00	\$2	66%
\$116.45	34%	\$77.00	\$2	66%
\$116.45	34%	\$77.00	\$2	66%
\$151.38	1%	\$150.00	\$0	99%
\$116.45	-29%	\$150.00	\$0	129%
\$133.91	7%	\$125.00	\$0	93%
\$17.47	-186%	\$50.00	\$0	286%
\$186.32	19%	\$150.00	\$0	81%
\$23.29	-222%	\$75.00	\$0	322%
\$163.03	53%	\$77.00	\$2	47%
\$104.80	27%	\$77.00	\$2	73%
\$116.45	36%	\$75.00	\$0	64%
\$23.29	-222%	\$75.00	\$0	322%



FIRE FEES 7



FIRE RESCUE FEES				
#	Description	Current Fee/Charge	Unit	Notes
Fire Inspections				
91	Commercial hood suppression system puff test and acceptance	75.00	each	
92	Pre-engineered/engineered or other type suppression system	100.00	each	
93	LPG/fuel/hazardous storage tanks	75.00	each	
94	Miscellaneous—gates/access/other (rough inspection)	50.00		
95	Miscellaneous—gates/access/other (final and acceptance tests)	75.00		
96	Tents	75.00	up to 2,500 sq. ft max	sample 2,500 sq. ft.
97	+Tents	25.00	per additional 500 sq. ft.	
98	Special events	75.00		name change
99	TUP's	75.00		name change
100	Fireworks/sparklers—retail sale	75.00		
101	Fireworks display—site visit	150.00		
102	Final fire/certificate of completion	75.00	each	
103	Certificate (or change) of occupancy	75.00	up to 5,000 sq. ft. max	
104	+ Certificate (or change) of occupancy	25.00	per additional 5,000 sq. ft.	
105	Re-inspection due to not being ready or failure of system (paid in advance of re-inspection)	Greater of \$100.00 or ½ of the original fee		
106	Emergency power system rough inspection	75.00		
107	Emergency power system final inspection and acceptance test	150.00		
108	Temporary certificate of occupancy	100.00	up to 5,000 sq. ft. max	
109	+ Temporary certificate of occupancy	25.00	per additional 5,000 sq. ft.	
New	Additional Trip Charge - for phased inspections	0.00		

Full Cost	Subsidy %	Suggested Fee	Fee Δ	Cost Recovery
\$104.80	27%	\$77.00	\$2	73%
\$116.45	12%	\$103.00	\$3	88%
\$116.45	34%	\$77.00	\$2	66%
\$104.80	51%	\$51.00	\$1	49%
\$110.63	30%	\$77.00	\$2	70%
\$104.80	5%	\$100.00	\$25	95%
\$5.82	-72%	\$10.00	-\$15	172%
\$236.25	67%	\$77.00	\$2	33%
\$214.46	64%	\$77.00	\$2	36%
\$214.46	64%	\$77.00	\$2	36%
\$230.23	33%	\$154.00	\$4	67%
\$206.45	63%	\$77.00	\$2	37%
\$206.45	52%	\$100.00	\$25	48%
\$65.37	46%	\$35.00	\$10	54%
NA	NA	Greater of \$100.00 or ½ of the original fee	\$0	NA
\$206.45	63%	\$77.00	\$2	37%
\$293.61	48%	\$154.00	\$4	52%
\$206.45	52%	\$100.00	\$0	48%
\$65.37	46%	\$35.00	\$10	54%
\$46.58	3%	\$45.00	\$45	97%



FIRE FEES 8



FIRE RESCUE FEES				
#	Description	Current Fee/Charge	Unit	Notes
	Fire and EMS Standby*			
110	Firefighter/EMT/Paramedic	60.00	per person per hour	
111	Supervisor/Lieutenant/Fire Inspector	71.00	per person per hour	
112	Manager/Captain/Battalion/Division/District	82.00	per person per hour	
113	Command staff vehicle	30.20		See current FEMA Schedule of Equipment Rates (Cost Code 8077)
114	Ambulance	48.32		See current FEMA Schedule of Equipment Rates (Cost Code 8077)
115	Brush truck	59.91		See current FEMA Schedule of Equipment Rates (Cost Code 8077)
116	Fire truck/1250 pump with rescue equipment	119.39		See current FEMA Schedule of Equipment Rates (Cost Code 8077)
117	Water tanker	128.24		See current FEMA Schedule of Equipment Rates (Cost Code 8077)
118	Aerial truck 75 quint	149.92		See current FEMA Schedule of Equipment Rates (Cost Code 8077)
119	All Terrain Vehicle (Polaris) and Trailer	24.74		See current FEMA Schedule of Equipment Rates (Cost Code 8077)
120	*User fees could be waived for district participation in city-sponsored events or community events when approved by the city manager and/or city commission			

Full Cost	Subsidy %	Suggested Fee	Fee Δ	Cost Recovery
\$82.86	25%	\$62.00	\$2	75%
\$114.97	37%	\$73.00	\$2	63%
\$125.19	33%	\$84.00	\$2	67%
\$60.00	50%	\$30.20	\$0	50%
\$78.12	38%	\$48.32	\$0	62%
\$89.71	33%	\$59.91	\$0	67%
\$149.19	20%	\$119.39	\$0	80%
\$158.04	19%	\$128.24	\$0	81%
\$179.72	17%	\$149.92	\$0	83%
\$54.54	55%	\$24.74	\$0	45%



FIRE FEES 9



FIRE RESCUE FEES				
#	Description	Current Fee/Charge	Unit	Notes
Fire Training Course Fees				
128	Lecture-based course	50-500		based on lecture/course length and technical level of instruction. Book fees are not included and are to be purchased by students, if required. The fee may be waived at the discretion of the fire chief for an internal staff attendee.
129	Hands-on training course	125-1,700		based on technical level of the course, instructor requirements, equipment usage, and market price for materials. Book fees are not included and are to be purchased by students, if required. The fee may be waived at the discretion of the fire chief for an internal staff attendee.
Fire Training Rental Fees				
130	Non-live fire rates (tower or grounds use, ex. rope rescue, VMR, trench, collapse, etc.) (Cars not provided for extraction)*			
131	Half day (up to 5 hours)	250.00		
132	Full day (no more than 10 hours)	500.00		
133	Live fire training tower rate*			
134	Half day (up to 5 hours)	450.00		
135	Full day (no more than 10 hours)	900.00		
136	Car training prop*	54.00		Fee Should have been updated in FY 2025 to \$71.00
137	Half day (up to 5 hours)	250.00		plus market rate for liquid propane used

Full Cost	Subsidy %	Suggested Fee	Fee Δ	Cost Recovery
-----------	-----------	---------------	-------	---------------

NA	NA	50-500	\$0	NA
NA	NA	125-1,700	\$0	NA

NA	NA	\$257.00	\$7	NA
NA	NA	\$514.00	\$14	NA

NA	NA	\$462.00	\$12	NA
NA	NA	\$924.00	\$24	NA
NA	NA	\$73.00	\$19	NA
NA	NA	\$257.00	\$7	NA



FIRE FEES 10



FIRE RESCUE FEES				
#	Description	Current Fee/Charge	Unit	Notes
Fire Training Rental Fees				
138	Full day (no more than 10 hours)	500.00		plus market rate for liquid propane used
139	Training material (ex. hay, drywall, OSB, rebar, etc.)**	market price + 50 delivery fee		market price + 50 delivery fee
140	*An NPFR safety officer/ignition officer/subject matter expert will be required for all trainings	71.00	per person per hour	The per person fee is typically listed here on our fee structure
141	**Supplying own training material as approved by NPFR training division."			

142	Fire sprinkler/standpipe systems-full bore flush	75.00		
143	Fire sprinkler/standpipe systems-hydro (pressure test)	75.00		
144	Fire main underground - hydro (pressure test)	75.00		
145	Fire main underground - full bore flush	75.00		
146	Fire main underground-private hydrant full bore flush	50.00	per Hydrant	
147	Fire alarm smoke damper rough	75.00	up to 15,000 sq. ft. max	
148	+Fire alarm smoke damper rough	75.00	Per additional 5,000 sq. ft.	
149	Commercial hood inspection	75.00		
150	Commercial duct leakage test	75.00		
151	Commercial grease duct insulation	75.00		

Full Cost	Subsidy %	Suggested Fee	Fee Δ	Cost Recovery
NA	NA	\$514.00	\$14	NA
NA	NA	market price + 50 delivery fee	\$0	NA
NA	NA	\$73.00	\$2	NA

\$162.88	53%	\$77.00	\$2	47%
\$184.67	58%	\$77.00	\$2	42%
\$184.67	58%	\$77.00	\$2	42%
\$192.67	60%	\$77.00	\$2	40%
\$162.88	69%	\$51.00	\$1	31%
\$162.88	8%	\$150.00	\$75	92%
\$14.53	-38%	\$20.00	-\$55	138%
\$162.88	53%	\$77.00	\$2	47%
\$184.67	58%	\$77.00	\$2	42%
\$162.88	53%	\$77.00	\$2	47%

EMS FEES



FIRE RESCUE FEES				
#	Description	Current Fee/Charge	Unit	Notes
	EMS Fees			
	a. User fee rates for patients transported shall be:			
121	(1) Basic life support (BLS)	740.00		4% transport rev; 2.95% creditcard transaction
122	(2) Advanced life support services (ALS)	800.00		
123	Level 2	825.00		
124	b. Per mileage charge	14.00		
125	c. Medical treatment without transport	175.00		
126	d. EMS staff and ambulance waiting time with patient (to be billed to the hospital)	123.76	for the first 15 minutes past the 30-minute mark	
127	+d. EMS staff and ambulance waiting time with patient (to be billed to the hospital)	30.94	per 15 minutes thereafter	

Full Cost	Subsidy %	Suggested Fee	Fee Δ	Cost Recovery
NA	NA	\$740.00	\$0	NA
NA	NA	\$822.00	\$22	NA
NA	NA	\$847.00	\$22	NA
NA	NA	\$14.38	\$0	NA
NA	NA	\$180.00	\$5	NA
NA	NA	\$127.00	\$3.24	NA
NA	NA	\$32.00	\$1.06	NA

PARKS AND RECREATION 1



PARKS AND RECREATION FEES				
#	Description	Current Fee/Charge	Unit	Notes
Recreation/Athletic Programs				
1	Drop-in program fees - Resident	\$1.00 - \$5.00	per player	
2	Drop-in program fees - Non-Resident	\$1.30 - \$6.50	per player	
3	City adult and high school leagues	\$250 - \$400	per team	12 teams
4	City tournament admission	\$0 - \$5	per person	
5	League forfeit fee	20.00	per team	
6	Aquatics, recreation classes/instruction	\$4 - \$85	per person	
7	Advanced instructor trainer courses	\$200 - \$400	per person	
8	Aquatic, recreation and specialty camps	\$80 - \$120	per week, per person	
9	Camp early care	15.00	per week; per person	
10	Camp after care	15.00	per week; per person	
11	Camp late pick up	10.00	per 15 minutes; per person	
City Organized Special Events/Activities				
12	Organized events/excursions	\$0.00—\$50.00	per person	
13	Parade entry [excluding local government, active military and non-profit agencies with proof of 501(c)(3) status]	30.00		
14	Parade entry for local government, active military and non-profit agencies with proof of 501(c)(3) status	0.00		
15	Festival booth—government and non-profit [with proof of 501(c)(3) status]—no sales/food	0.00		
16	Merchandise booth—signature event (planned for over 1,000 attendees)	50.00	per space	

Full Cost	Subsidy %	Suggested Fee	Fee Δ
NA	NA	\$1.00 - \$7.00	\$2
NA	NA	\$2.00 - \$8.00	\$1.50
NA	NA	\$250 - \$400	\$0
NA	NA	\$0 - \$5	\$0
NA	NA	\$23.00	\$3
NA	NA	\$4 - \$85	\$0
NA	NA	\$200 - \$400	\$0
NA	NA	\$80 - \$120	\$0
NA	NA	\$15.00	\$0
NA	NA	\$15.00	\$0
NA	NA	\$10.00	\$0
NA	NA	\$0.00—\$50.00	\$0
NA	NA	\$34.00	\$4
NA	NA	\$0.00	\$0
NA	NA	\$0.00	\$0
NA	NA	\$56.00	\$6



PARKS AND RECREATION 2



PARKS AND RECREATION FEES				
#	Description	Current Fee/Charge	Unit	Notes
	City Organized Special Events/Activities			
17	Merchandise booth—non-profit agencies with proof of 501(c)(3) status—signature event (planned for over 1,000 attendees)	25.00	per space	
18	Merchandise booth—community event (planned for under 1,000 attendees)	25.00	per space	
19	Merchandise booth—non-profit agencies with proof of 501(c)(3) status—community event (planned for under 1,000 attendees)	12.50	per space	
20	Food vendor—signature event (planned for over 1,000 attendees)	100.00	per space	
21	Food vendor—non-profit agencies with proof of 501(c)(3) status - signature event (planned for over 1,000 attendees)	50.00	per space	
22	Food vendor—community event (planned for 500—999 attendees)	50.00	per space	
23	Food vendor—non-profit agencies with proof of 501(c)(3) status—community event (planned for 500—999 attendees)	25.00	per space	
24	Food vendor—community event (planned for fewer than 500 attendees)	25.00	per space	
25	Food vendor—non-profit agencies with proof of 501(c)(3) status—community event (planned for fewer than 500 attendees)	12.50	per space	
26	Exclusive food/beverage provider—at the city's discretion	10.00%	10% of gross sales	
27	Festival—event/activity	\$0.00—\$10.00	per person	
28	Membership card replacement	5.00		

Full Cost	Subsidy %	Suggested Fee	Fee Δ
NA	NA	\$28.00	\$3
NA	NA	\$28.00	\$3
NA	NA	\$14.00	\$1.50
NA	NA	\$111.00	\$11
NA	NA	\$56.00	\$6
NA	NA	\$56.00	\$6
NA	NA	\$28.00	\$3
NA	NA	\$28.00	\$3
NA	NA	\$14.00	\$1.5
NA	NA	10%	0%
NA	NA	\$0.00—\$10.00	\$0
NA	NA	\$6.00	\$1



PARKS AND RECREATION 3



PARKS AND RECREATION FEES				
#	Description	Current Fee/Charge	Unit	Notes
Resident*				
29	Daily use fitness center/open gym (teen center at MFCC)—youth ages 11—17	3.00		
30	Daily use fitness center/open gym—adult ages 18 and older	7.00		
31	Monthly—adult (18—64)	35.00		
32	Monthly—senior (65 and older)	21.00		
33	Monthly—United States armed forces veteran	21.00		
34	Monthly—family 2 or more	49.00		
35	Annual—youth (ages 11—17)	30.00		
36	Annual—DFY (active members)	0.00		
37	Annual—student (ages 18—25)	101.00		
38	Annual—adult (18—64)	252.00		
39	Annual—senior (65 and older)	101.00		
40	Annual—United States armed forces veteran	101.00		
41	Annual—family 2 or more	353.00		
42	Annual—city employees	0.00		
Non-Resident				
43	Daily use fitness center/open gym (teen center at MFCC)—youth ages 11-17	4.00		
44	Daily use fitness center/open gym—adult ages 18 and older	9.00		
45	Monthly—adult (18—64)	46.00		
46	Monthly—senior (65 and older)	28.00		

Full Cost	Subsidy %	Suggested Fee	Fee Δ
NA	NA	\$5.00	\$2
NA	NA	\$7.00	\$0
NA	NA	\$35.00	\$0
NA	NA	\$21.00	\$0
NA	NA	\$21.00	\$0
NA	NA	\$49.00	\$0
NA	NA	\$35.00	\$5
NA	NA	\$0.00	\$0
NA	NA	\$101.00	\$0
NA	NA	\$252.00	\$0
NA	NA	\$101.00	\$0
NA	NA	\$101.00	\$0
NA	NA	\$353.00	\$0
NA	NA	\$0.00	\$0
NA	NA	\$6.00	\$2
NA	NA	\$9.00	\$0
NA	NA	\$46.00	\$0
NA	NA	\$28.00	\$0



PARKS AND RECREATION 4



PARKS AND RECREATION FEES				
#	Description	Current Fee/Charge	Unit	Notes
Non-Resident				
47	Monthly—United States armed forces veteran	28.00		
48	Monthly—family 2 or more	65.00		
49	Annual—youth (ages 11-17)	39.00		
50	Annual—student (ages 18-25)	133.00		
51	Annual—adult (18—64)	333.00		
52	Annual—senior (65 and older)	133.00		
53	Annual—United States armed forces veteran	133.00		
54	Annual—family 2 or more	466.00		
Warm Mineral Springs Admission				
Resident*		*North Port residents qualify for the resident rate		
55	Daily—child (5 years of age and under)	0.00		
56	Daily—student (6—17 years of age)	11.25		
57	Daily—adult (18 years of age and older)	15.00		
58	10-visit pass—adult (18 years of age and older) good for 10 visits within 180 days of purchase; non-refundable; cannot be exchanged.	112.50		
59	30-visit pass—adult (18 years of age and older) good for 30 visits within 180 days of purchase; non-refundable; cannot be exchanged.	150.00		
60	Replacement fee for lost or stolen pass cards.	5.00		
61	Annual Pass	1,125.00		

Full Cost	Subsidy %	Suggested Fee	Fee Δ
NA	NA	\$28.00	\$0
NA	NA	\$65.00	\$0
NA	NA	\$39.00	\$0
NA	NA	\$133.00	\$0
NA	NA	\$333.00	\$0
NA	NA	\$133.00	\$0
NA	NA	\$133.00	\$0
NA	NA	\$466.00	\$0

NA	NA	\$0.00	\$0
NA	NA	\$11.25	\$0
NA	NA	\$15.00	\$0
NA	NA	\$112.50	\$0
NA	NA	\$150.00	\$0
NA	NA	\$5.00	\$0
NA	NA	\$1,125.00	\$0

PARKS AND RECREATION 5



PARKS AND RECREATION FEES				
#	Description	Current Fee/Charge	Unit	Notes
Warm Mineral Springs Admission				
Non-Resident				
62	Daily—child (5 years of age and under)	0.00		
63	Daily—student (6—17 years of age)	15.00		
64	Daily—adult (18 years of age and older)	20.00		
65	10-visit pass—adult (18 years of age and older) good for 10 visits within 180 days of purchase; non-refundable; cannot be exchanged.	150.00		
66	30-visit pass—adult (18 years of age and older) good for 30 visits within 180 days of purchase; non-refundable; cannot be exchanged.	200.00		
67	Annual Pass	2,000.00		
Discounted Admission				
68	School scheduled educational field trips (students and chaperones)	5.00	per student per chaperone	\$5.00 per student and per chaperone (up to 1 chaperone per 4 students)
69	Charter/tour buses (groups of 20 or more)	15.00	per person	
North Port Aquatic Center Admission Fees:				
Resident*				
70	Daily—children 0—23 months	0.00		
71	Daily—child (2—12)	8.00		
72	Daily—adult (13—64)	10.00		
73	Daily—senior (65+)	8.00		
74	Daily—United States armed forces veteran	8.00		

Full Cost	Subsidy %	Suggested Fee	Fee Δ
NA	NA	\$0.00	\$0
NA	NA	\$15.00	\$0
NA	NA	\$20.00	\$0
NA	NA	\$150.00	\$0
NA	NA	\$200.00	\$0
NA	NA	\$2,000.00	\$0
NA	NA	\$5.00	\$0
NA	NA	\$15.00	\$0
NA	NA	\$0.00	\$0
NA	NA	\$8.00	\$0
NA	NA	\$10.00	\$0
NA	NA	\$8.00	\$0
NA	NA	\$8.00	\$0

PARKS AND RECREATION 6



PARKS AND RECREATION FEES				
#	Description	Current Fee/Charge	Unit	Notes
North Port Aquatic Center Admission Fees:				
Resident*				
75	Annual pass—child (2—12)	121.00		
76	Annual pass—adult (13—64)	165.00		
77	Annual pass—senior (65+)	121.00		
78	Annual pass—United States armed forces veteran	121.00		
79	Fall, Winter and Spring competition pool only pass**	82.00		
80	Annual—family pass***	415.00		
81	Annual—family pass additional member	40.00		
Resident Group Rates (all ages)****				
82	15+ persons in pre-registered group	7.00	per person	
Non-Resident				
83	Daily—children 0—23 months	0.00		
84	Daily—child (2—12)	13.00		
85	Daily—adult (13—64)	15.00		
86	Daily—senior (65+)	13.00		
87	Daily—United States armed forces veteran	13.00		
88	Annual pass—child (2—12)	190.00		
89	Annual pass—adult (13—64)	240.00		
90	Annual pass—senior (65+)	190.00		
91	Annual pass—United States armed forces veteran	190.00		
92	Fall, Winter and Spring competition pool only pass**	110.00		
93	Annual—family pass***	590.00		

Full Cost	Subsidy %	Suggested Fee	Fee Δ
NA	NA	\$121.00	\$0
NA	NA	\$165.00	\$0
NA	NA	\$121.00	\$0
NA	NA	\$121.00	\$0
NA	NA	\$82.00	\$0
NA	NA	\$415.00	\$0
NA	NA	\$40.00	\$0
NA	NA	\$7.00	\$0
NA	NA	\$0.00	\$0
NA	NA	\$13.00	\$0
NA	NA	\$15.00	\$0
NA	NA	\$13.00	\$0
NA	NA	\$13.00	\$0
NA	NA	\$190.00	\$0
NA	NA	\$240.00	\$0
NA	NA	\$190.00	\$0
NA	NA	\$190.00	\$0
NA	NA	\$110.00	\$0
NA	NA	\$590.00	\$0



PARKS AND RECREATION 7



PARKS AND RECREATION FEES				
#	Description	Current Fee/Charge	Unit	Notes
North Port Aquatic Center Admission Fees:				
Non-Resident				
94	Annual—family pass additional member	60.00		
Non-Resident Group Rates (all ages)****				
95	15+ persons in pre-registered group	11.00	per person	
Youth League				
96	Youth basketball league	2,000.00	per season	575 hours annually
97	Youth football league cheer	1,760.00	per season	220 hours fall season

Full Cost	Subsidy %	Suggested Fee	Fee Δ
NA	NA	\$60.00	\$0
NA	NA	\$11.00	\$0
NA	NA	\$2,875.00	\$875
NA	NA	\$1,760.00	\$0

Add new fees or fee replacements below

New Aquatics Fees				
New	Resident - Drop In Child with accompany adult (2 to 10)	New		
New	Non-Resident - Drop in Child with accompany adult (2 to 10)	New		
New	Resident Non-Waterpark fee- Adult	New		
New	Resident Non-Waterpark fee- Child/Senior/Veteran	New		
New	Non-Resident Non-Waterpark fee- Adult	New		
New	Resident Non-Waterpark fee- Child/Senior/Veteran	New		

NA	NA	\$3.00	NA
NA	NA	\$4.00	NA
NA	NA	\$5.00	NA
NA	NA	\$3.00	NA
NA	NA	\$10.00	NA
NA	NA	\$7.00	NA

PARKS AND RECREATION 8



FACILITY RENTAL FEES				
#	Description	Current Fee/Charge	Unit	Notes
George Mullen Activity Center				
Gymnasium				
1	Full (capacity—449/sq. ft.—6,834)	80.00	per hour	
2	One half (½) w/stage (capacity—225)	50.00	per hour	
3	One half (½) (capacity—224/sq. ft.—3,417)	40.00	per hour	
4	Lobby for sales/concessions (only available with full gym rental and outside of standard operating hours)	10.00	per hour	
5	Meeting room C (capacity—31/sq. ft.—414)	35.00	per hour	
6	Meeting room D (capacity—31/sq. ft.—414)	35.00	per hour	
7	Meeting room C/D (capacity—62/sq. ft.—828)	49.00	per hour	
8	Kitchen (sq. ft.—125)	15.00	per hour	
Scout House (capacity - 120 / sq. ft. -2,400)				
9	Scout troops	0.00		
10	All others	70.00	per hour	
Morgan Family Community Center				
11	Gymnasium—full court (capacity—780/sq. ft.—11,748)	100.00	per hour	
12	Gymnasium—half (½) court (capacity—390/sq. ft. 5,874)	75.00	per hour	
13	Multi-purpose room—full room reservation with kitchen (capacity—210/sq. ft.—3,150)	119.00	per hour	
14	Lobby for sales/concessions (only available with full gym rental and outside of standard operating hours)	15.00	per hour	
15	Multi-purpose room—one-half (½) (capacity—105/sq. ft.—1,575)	70.00	per hour	

Full Cost	Subsidy %	Suggested Fee	Fee Δ
NA	NA	\$80.00	\$0
NA	NA	\$50.00	\$0
NA	NA	\$40.00	\$0
NA	NA	\$10.00	\$0
NA	NA	\$35.00	\$0
NA	NA	\$35.00	\$0
NA	NA	\$49.00	\$0
NA	NA	\$15.00	\$0
NA	NA	\$0.00	\$0
NA	NA	\$70.00	\$0
NA	NA	\$100.00	\$0
NA	NA	\$75.00	\$0
NA	NA	\$119.00	\$0
NA	NA	\$15.00	\$0
NA	NA	\$70.00	\$0

PARKS AND RECREATION 9



FACILITY RENTAL FEES				
#	Description	Current Fee/Charge	Unit	Notes
Morgan Family Community Center				
16	Multi-purpose room—one-half (½) with kitchen (capacity—105/sq. ft.—1,575)	84.00	per hour	
17	Meeting room 136 or 139—full (capacity—74/sq. ft.—1,546)	70.00	per hour	
18	Meeting room 136 or 139—one-half (½) (capacity—37/sq. ft.—773)	42.00	per hour	
19	Arts and crafts room (capacity—37/sq. ft.—764)	42.00	per hour	
20	Dance room (capacity—58/sq. ft.—880)	49.00	per hour	
Set Up Charges (Labor Only)				
21	Stage (interior use only)	100.00		
22	Gymnasium floor covers (full court)	250.00		
23	Gymnasium floor covers (half court)	125.00		
24	Audio/visual	25.00		
25	Staff time (per employee per hour for set up, tear down and/or technology support)	30.00	per staff per hour	
26	Staff overtime (per employee per hour for set up, tear down and/or technology support outside of regular operating hours)	45.00	per staff per hour	
27	Staff Holiday-time (per employee per hour for set up, tear down and/or technology support on observed City Holidays)	60.00	per staff per hour	
Park Rental (Exclusive Use)				
28	City center—front green	40.00	per hour	
29	City center—rear courtyard	30.00	per hour	
30	Skate park	50.00	per hour	
31	The Canine Club (paw park)	50.00	per hour	

Full Cost	Subsidy %	Suggested Fee	Fee Δ
NA	NA	\$84.00	\$0
NA	NA	\$70.00	\$0
NA	NA	\$42.00	\$0
NA	NA	\$42.00	\$0
NA	NA	\$49.00	\$0
\$173.34	25%	\$130.00	\$30
\$343.05	27%	\$250.00	\$0
\$173.34	28%	\$125.00	\$0
\$13.62	-84%	\$25.00	\$0
\$39.98	25%	\$30.00	\$0
\$59.97	25%	\$45.00	\$0
\$79.96	25%	\$60.00	\$0
NA	NA	\$45.00	\$5
NA	NA	\$34.00	\$4
NA	NA	\$56.00	\$6
NA	NA	\$56.00	\$6



PARKS AND RECREATION 10



FACILITY RENTAL FEES				
#	Description	Current Fee/Charge	Unit	Notes
Park Rental (Exclusive Use)				
32	Outdoor athletic courts (per court)	15.00	per hour per court	
33	Garden of the Five Senses	60.00	per hour	
34	North Port Disc Golf Course	50.00	per hour, 4 hrs min	
35	Butler Park*	140.00	per hour	
36	* Exclusive use of Butler Park is available only during non-operational hours of the Morgan Family Community Center and the North Port Aquatic Center. Exclusive use rental does not waive athletic field use restrictions.			
Myakkahatchee Creek Environmental Park Rental Fees - Primitive Campground Fees				
37	Organized youth groups (minimum of 6 youths and one adult chaperone per youth group)	2.00	per youth per night	
38	Organized youth group adult chaperone (minimum of one adult chaperone per ten youth campers)	5.00	per adult chaperone per night	
39	Youth (under 18) (minimum of one adult per ten youth campers)	5.00	per youth per night	
40	Adult (over 18)	10.00	per adult per night	
41	Reservations are limited to a maximum of 4 nights within a 14-day consecutive period of time.			
Open Space Fees				
42	Open space locations at Blue Ridge Park, Butler Park, City Center Complex, Dallas White Park, Garden of the Five Senses, Highland Ridge Park, McKibben Park and Myakkahatchee Creek Environmental Park	15.00	per hour	

Full Cost	Subsidy %	Suggested Fee	Fee Δ
NA	NA	\$17.00	\$2
NA	NA	\$67.00	\$7
NA	NA	\$56.00	\$6
NA	NA	\$155.00	\$15
NA	NA	\$3.00	\$1
NA	NA	\$6.00	\$1
NA	NA	\$6.00	\$1
NA	NA	\$12.00	\$2
NA	NA	\$17.00	\$2



PARKS AND RECREATION 11



FACILITY RENTAL FEES				
#	Description	Current Fee/Charge	Unit	Notes
North Port Aquatic Center Facility Rental Outside of Standard Operating Hours				
43	Dive well	80.00	per hour	
44	Full stretch pool (max. 350 swimmers)	300.00	per hour	
45	Pavilion, Splash Pad (max. 50 swimmers)	175.00	per hour	
46	Pavilion, Splash Pad, Lazy River (not including slides or stretch pool) (max. 300 swimmers)	250.00	per hour	
47	Pavilion, Splash Pad, Lazy River + 1 slide (not including bowl slide or stretch pool) (max. 300 swimmers)	300.00	per hour	
48	Pavilion, Splash Pad, Lazy River + 2 slides (not including bowl slide or stretch pool) (max. 300 swimmers)	400.00	per hour	
49	Pavilion, Splash Pad, Lazy River and all slides (not including stretch pool) (max. 300 swimmers)	600.00	per hour	
50	Full Aquatic Center, including stretch pool, slides, lazy river, and splash pad (max. 632 patrons)	800.00	per hour	
North Port Aquatic Center Facility Rental During Standard Operating Hours (fees do not include admission; dive well and lane rental fees may be applied in conjunction to provide requested amount of space to a renter)				
51	Dive well	35.00	per hour per team	
52	Covered party space 10 x 10	25.00	per hour	
53	Covered party space 10 x 20	45.00	per hour	
54	Lane Rental—adult team per lane	10.00	per hour	
55	Lane rental—youth team per lane	8.00	per hour	

Full Cost	Subsidy %	Suggested Fee	Fee Δ
NA	NA	\$89.00	\$9
NA	NA	\$332.00	\$32
NA	NA	\$194.00	\$19
NA	NA	\$276.00	\$26
NA	NA	\$332.00	\$32
NA	NA	\$442.00	\$42
NA	NA	\$663.00	\$63
NA	NA	\$883.00	\$83
NA	NA	\$35.00	\$0
NA	NA	\$30.00	\$5
NA	NA	\$50.00	\$5
NA	NA	\$12.00	\$2
NA	NA	\$9.00	\$1



PARKS AND RECREATION 12



FACILITY RENTAL FEES				
#	Description	Current Fee/Charge	Unit	Notes
	Multi-Day Event			
	City Complex Front Green			
56	Set up/load in (up to 3 hours)	100.00		
57	Clean up/load out (up to 3 hours)	100.00		
58	Event (up to 10 hours)	300.00	day	
	Security Deposit - Facility and City Center			
59	Excluding meetings, North Port Aquatic Center lane rentals, and team and league reservations, a refundable security deposit of 25% of the total rental will be required. A refund of the security deposit will be issued after the event if the venue is cleaned without damage and key returned (if applicable). Government entities are exempt from the required security deposit.			
	Pavilions and Gazebos			
	Resident			
60	Picnic pavilions small/gazebo—(15 people or less)—Hope, LaBrea, Pine, and Butler Parks	20.00	per hour	
61	Picnic pavilions medium—(25 people or less)—Highland Ridge, Blue Ridge, Kirk, McKibben, and Myakkahatchee Creek Environmental Parks	25.00	per hour	
62	Picnic pavilions large—(50 people or less)—Dallas White and Atwater Parks	30.00	per hour	
	Nonresident			
63	Picnic pavilions small/gazebo (15 people or less)—Hope, LaBrea, Pine, and Butler Parks	25.00	per hour	
64	Picnic pavilions medium (25 people or less)—Highland Ridge, Blue Ridge, Kirk, McKibben, and Myakkahatchee Creek Environmental Parks	30.00	per hour	
65	Picnic pavilions large (50 people or less)—Dallas White and Atwater Parks	40.00	per hour	

Full Cost	Subsidy %	Suggested Fee	Fee Δ
-----------	-----------	---------------	-------

NA	NA	\$111.00	\$11
NA	NA	\$111.00	\$11
NA	NA	\$332.00	\$32

NA	NA	\$23.00	\$3
NA	NA	\$28.00	\$3
NA	NA	\$34.00	\$4

NA	NA	\$28.00	\$3
NA	NA	\$34.00	\$4
NA	NA	\$45.00	\$5

PARKS AND RECREATION 13



FACILITY RENTAL FEES				
#	Description	Current Fee/Charge	Unit	Notes
Security Deposit - Pavilions and Open Space				
Pavilion security deposit (includes key deposit)				
66	A pavilion security deposit of \$25.00 is required for all pavilion/gazebo rentals, which may include a key deposit for locations that have electric available. A refund of the security deposit will be issued after the rental if the venue is cleaned without damage, and key returned (when applicable).	25.00	per rental	
Sport Field Rentals - Practice / Standard Use				
67	Youth league and all stars - Unlined	3.50	per hour	
68	Youth league and all stars - Lined	5.00	per hour	
69	Sarasota County School Board - Unlined	3.50	per hour	
70	Sarasota County School Board - Lined	5.00	per hour	
71	Other school groups (private/home/other county) - Unlined	6.50	per hour	
72	Other school groups (private/home/other county) - Lined	8.00	per hour	
73	Adult league - Unlined	12.60	per hour	
74	Adult league - Lined	15.00	per hour	
75	Private youth athletic groups (i.e., AAU, travel teams) - unlined	5.00	per hour per field	Text Change
New	Private youth athletic groups (i.e., AAU, travel teams) - lined	5.00	per hour per field	Text Change
76	Specialty camps and clinics outside of league (non-profit) season	16.50	per hour per field	Text Change

Full Cost	Subsidy %	Suggested Fee	Fee Δ
-----------	-----------	---------------	-------

NA	NA	\$25.00	\$0
----	----	---------	-----

NA	NA	\$4.00	\$0.5
NA	NA	\$6.00	\$1.0
NA	NA	\$4.00	\$0.5
NA	NA	\$6.00	\$1.0
NA	NA	\$8.00	\$1.5
NA	NA	\$9.00	\$1.0
NA	NA	\$15.00	\$2.4
NA	NA	\$20.00	\$5
NA	NA	\$10.00	\$5
NA	NA	\$15.00	\$10
NA	NA	\$19.00	\$2.5

PARKS AND RECREATION 14



FACILITY RENTAL FEES				
#	Description	Current Fee/Charge	Unit	Notes
Sport Field Rentals for Tournaments				
77	Youth tournament—half day (less than 5 hours)	50.00	per half day per field	
78	Youth tournament—full day (5 hours or more)	75.00	per full day per field	
79	Adult tournament—half day (less than 5 hours)	75.00	per half day per field	
80	Adult tournament—full day (5 hours or more)	100.00	per full day per field	
Sport Field Light Use Fees				
81	Youth league	10.00	per hour per field	
82	Adult league	20.00	per hour per field	
83	Tournament	20.00	per hour per field	
Sport Field Concession Use				
84	Concession stands at Atwater two-story building, Butler, Narramore Soccer, and Narramore Softball	\$125.00 per month; \$375.00 for three-month season		

Full Cost	Subsidy %	Suggested Fee	Fee Δ
NA	NA	\$56.00	\$6
NA	NA	\$83.00	\$8
NA	NA	\$83.00	\$8
NA	NA	\$150.00	\$50
NA	NA	\$12.00	\$2
NA	NA	\$23.00	\$3
NA	NA	\$23.00	\$3
NA	NA	\$138.00 per month; \$414.00 for three-month season	\$13 per month; \$39 for three-month

DISCUSSION & QUESTIONS



Disclosure

Willdan Financial Services ("Willdan") is registered as a "municipal advisor" pursuant to Section 15B of the Securities Exchange Act and rules and regulations adopted by the United States Securities and Exchange Commission ("SEC") and the Municipal Securities Rulemaking Board ("MSRB"). The MSRB has made available on its website (www.msrb.org) a municipal advisory client brochure that describes the protections that may be provided by MSRB rules and how to file a complaint with the appropriate regulatory authority. As part of its SEC registration Willdan is required to disclose to the SEC information regarding criminal actions, regulatory actions, investigations, terminations, judgments, liens, civil judicial actions, customer complaints, arbitrations and civil litigation involving Willdan. Pursuant to MSRB Rule G-42, Willdan is required to disclose any legal or disciplinary event that is material to Client's evaluation of Willdan or the integrity of its management or advisory personnel. Willdan has determined that no such event exists. Copies of Willdan's filings with the United States Securities and Exchange Commission can currently be found by accessing the SEC's EDGAR system Company Search Page which is currently available at: <https://www.sec.gov/edgar/searchedgar/companysearch.html> and searching for either Willdan Financial Services or for our CIK number which is 0001782739.

For the avoidance of doubt and without limiting the foregoing, in connection with any revenue projections, cash-flow analyses, feasibility studies and/or other analyses Willdan may provide the municipality with respect to financial, economic or other matters relating to a prospective, new or existing issuance of municipal securities of the municipality, (A) any such projections, studies and analyses shall be based upon assumptions, opinions or views (including, without limitation, any assumptions related to revenue growth) established by the municipality, in conjunction with such of its municipal, financial, legal and other advisers as it deems appropriate; and (B) under no circumstances shall Willdan be asked to provide, nor shall it provide, any advice or recommendations or subjective assumptions, opinions or views with respect to the actual or proposed structure, terms, timing, pricing or other similar matters with respect to any municipal financial products or municipal securities issuances, unless formally engaged to provide such information.